



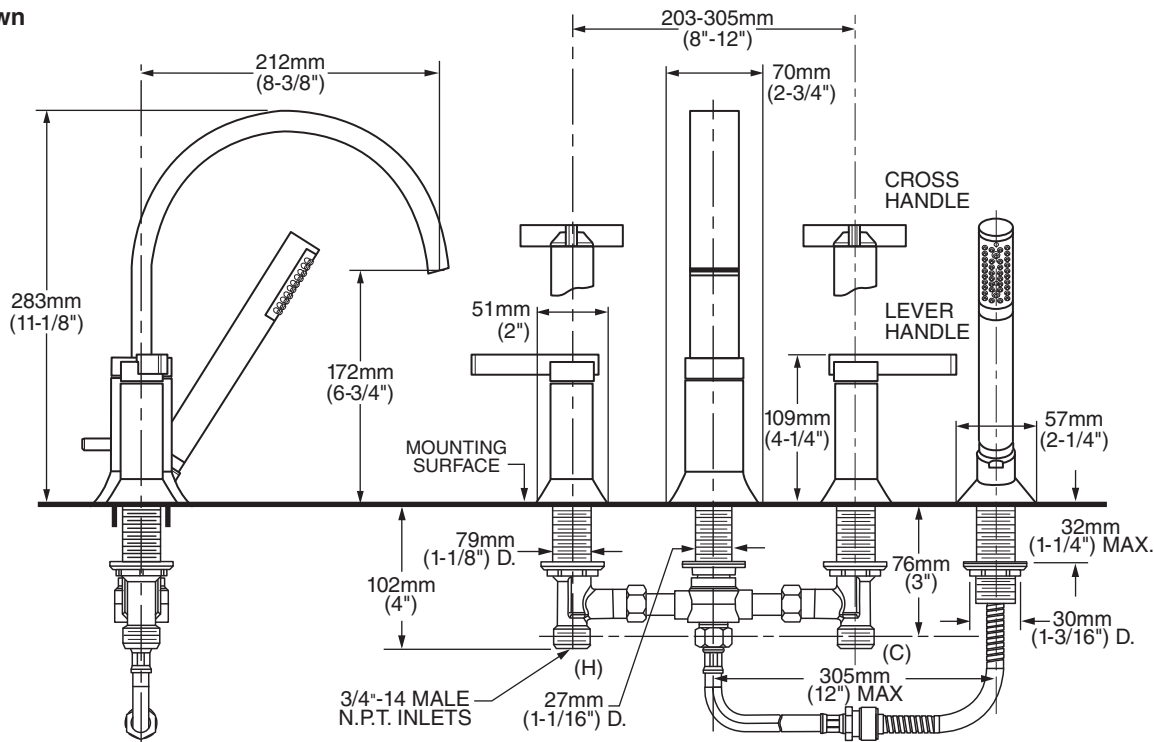
7430.901 Shown

**MODEL NUMBER:**

- ❑ **7430.901 Berwick Deck-Mount Tub Filler**  
Personal shower. Metal Lever handles.
- ❑ **7430.900 Berwick Deck-Mount Tub Filler**  
Less personal shower. Metal Lever handles.
- ❑ **7430.921 Berwick Deck-Mount Tub Filler**  
Personal shower. Metal Cross handles.
- ❑ **7430.920 Berwick Deck-Mount Tub Filler**  
Less personal shower. Metal Cross handles.

**AVAILABLE ACCESSORY:**

- ❑ **8888.900 Deck Mount Tub Filler Flex Hose Kit**



**GENERAL DESCRIPTION:**

Durable brass spout with built-in diverter (on 7430.901/921). Rigid brass and copper waterway below deck provided for 12" installations (can be cut for 8" installations). Brass valve bodies with 3/4" NPT inlets. 1/4 turn washerless ceramic disc valve cartridges. Personal shower features a 6-1/2' long hose (1-1/2' heavy duty hose and 5' decorative hose.) 2.5 gpm/9.5L/min. maximum flow rate.

**PRODUCT FEATURES:**

**Brass Construction:** Durable. Ideal for prolonged contact with water. Provides the finest surface for application of all finishes.

**Ceramic Disc Valve Cartridges:** Assures a lifetime of drip-free performance.

**Exclusive Handle Alignment System:** Allows fine tuning of handle position.

**Choice of Finishes:** Available in Polished Chrome or Satin Nickel (PVD).

**SUGGESTED SPECIFICATION:**

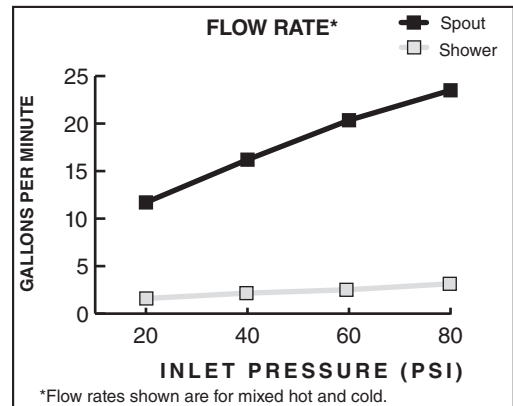
Two handle deck-mount tub filler shall feature brass construction with brass and copper waterway. Shall also feature 1/4 turn washerless ceramic disc valve cartridges. Fitting shall be American Standard Model #7430.\_\_\_\_.



**CODES AND STANDARDS**


These products meet or exceed the following codes and standards:

**ASME A112.18.1**  
**CSA B125.1**

Check local plumbing codes. Some installations may require a vacuum breaker.



Product Number	Description	Finish Options	
		Polished Chrome	PVD Satin Nickel
		002	295
7430.901	Berwick Deck-Mount Tub Filler. Personal shower. Metal Lever handles. 		
7430.900	Berwick Deck-Mount Tub Filler. Less personal shower. Metal Lever handles. 		
7430.921	Berwick Deck-Mount Tub Filler. Personal shower. Metal Cross handles.		
7430.920	Berwick Deck-Mount Tub Filler. Less personal shower. Metal Cross handles.		
8888.900	Deck-Mount Tub Filler Flex Hose Kit	N/A	N/A

 Meets the American Disabilities Act Guidelines and **ANSI A117.1** Requirements for the physically challenged.