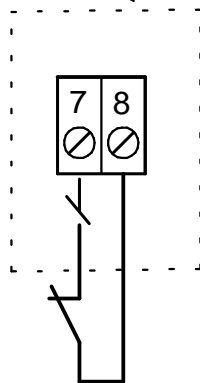
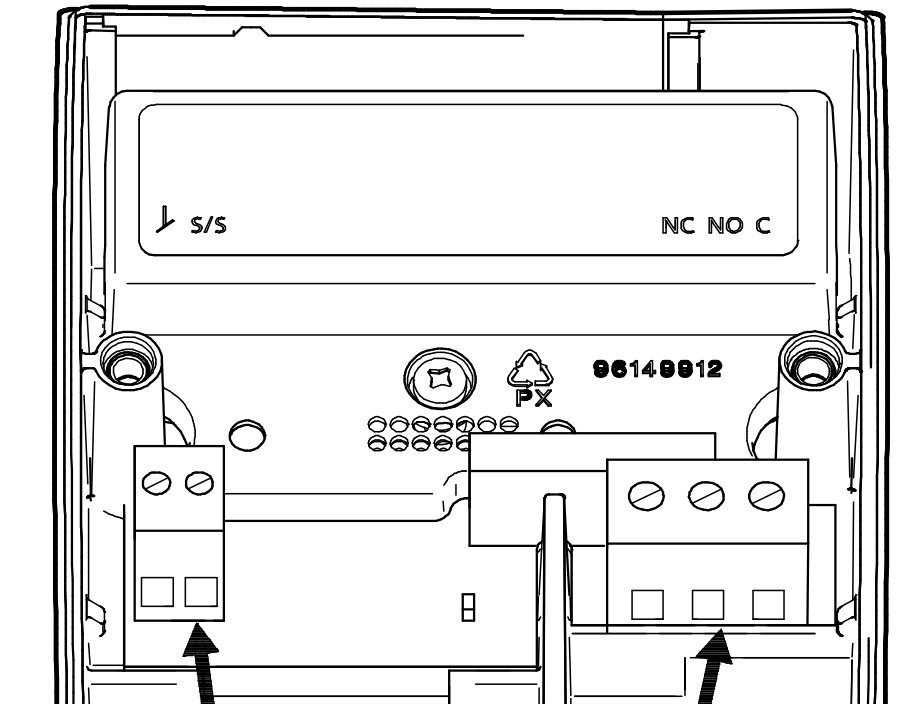
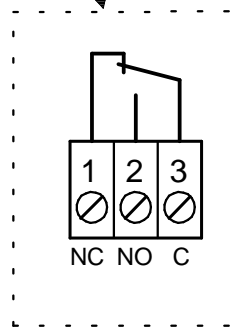


Position	Count	Description	Unit price
	-1	<p data-bbox="354 338 808 359"><b>Relay module, MAGNA UPE Series 2000</b></p> <div data-bbox="354 369 732 703">  <p data-bbox="737 674 1232 695">Product photo could vary from the actual product</p> </div> <p data-bbox="354 732 602 753">Product No.: 96236336</p> <p data-bbox="354 789 1295 898">The relay module incorporates a digital input for an external contact. The pump can be started and stopped via this input. When started, the pump will operate with the setpoint set on the control panel or with the R100.</p> <p data-bbox="354 932 959 953">The function of the signal relay can be set with the R100.</p> <p data-bbox="354 961 557 982">Possible functions:</p> <ul data-bbox="354 991 483 1071" style="list-style-type: none"> <li>• Fault</li> <li>• Ready</li> <li>• Operation.</li> </ul> <p data-bbox="354 1274 440 1295"><b>Others:</b></p> <p data-bbox="354 1304 1089 1325">Fits the following products:      MAGNA 25/32-60, 25/32/40/50-100</p>	On request

96236336 Relay module, MAGNA UPE Series 2000 60 Hz



External start/stop



Signal relay

All units are [mm] unless otherwise presented.