

Models 9089/9189/9289

Castile™

Ariance® Corner Air Massage Bath



Features

- 66" x 66" x 23-1/2" Corner air massage bath
- Two person design with three fully contoured seating positions
- Three advanced therapy air bath systems
- Multifunctional digital controller
- Chromatherapy system — Seven healing light settings with a full spectrum sequencing mode
- PerfectBack™ — Multiple soothing recessed back jets with heated neck/back rest
- Heated SilentAir™ system
- QuickDrain™ channel system and automatic purge system
- Color-Match trim for air jets — Optional finishes available
- Cable drain with matching trim (optional)
- Decorative handle
- Two pillows
- Mansfield® Limited Ten Year Warranty
- Available in standard colors (white, almond, biscuit and bone) and premium colors (British khaki, sterling silver, black and ice gray)



Model 9289

Options

Cable Drain

Metal Trim

Model #	Description		Model #	Description	
SW1319	Standard Colors		AR1335	Chrome	
SW1320	Polished Chrome		AR1336	Everbrass (PVD)	
SW1321	Everbrass (PVD)		AR1337	Brushed Nickel	
SW1322	Brushed Nickel		AR1338	Oil Rubbed Bronze	
SW1323	Oil Rubbed Bronze				

SWP150	Factory installed nailing flange		SWA100	Rainbow Pillow	
SWAP00	Nailing Flange Kit		AR1200	Blower Relocation Kit	



MADE IN USA




Models 9089/9189/9289

Castille™

Aviance® Rectangular Air Massage Bath

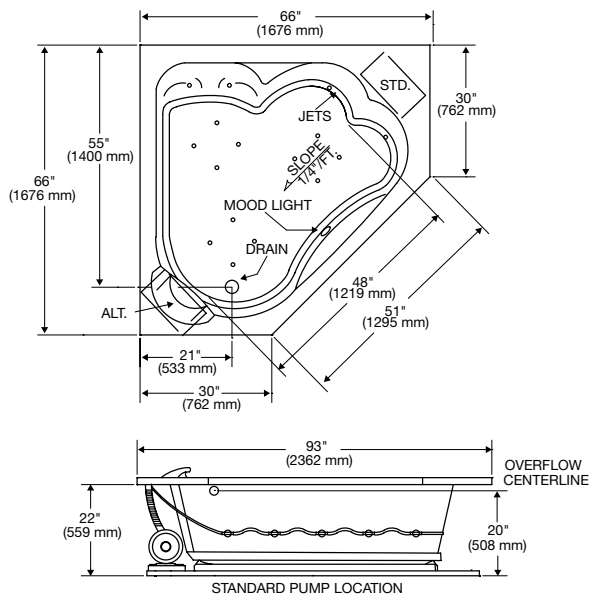


Specifications

Model #	Description	Codes/Standards
9089	66" x 66" x 23-1/2" Rectangular HealthTouch™ Air Massage Bath	  
9189	66" x 66" x 23-1/2" Rectangular GentleTouch™ Air Massage Bath	
9289	66" x 66" x 23-1/2" Rectangular Dual Therapy™ Air Massage Bath	

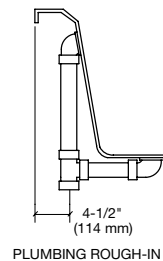
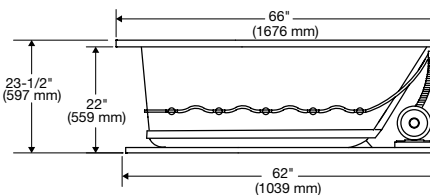
Specification	Description	Specification	Description
Material	Acrylic, fiberglass reinforced	Number of Jets	HealthTouch - 66 perimeter, side/back air jets GentleTouch - 72 body/foot micro air jets (12 injectors with 12 side/back jets) DualTherapy - 66 perimeter, side/back air jets and 72 body/foot micro air jets (12 injectors with 12 side/back jets)
Construction	Self-contained, pre-plumbed air massage bath, mounted on a pre-leveled base	Blower	HealthTouch & GentleTouch one variable speed, 120v, 60 Hz, 9.5 Amp, pre-mounted DualTherapy two variable speed, 120v, 60 Hz, 9.5 Amp, pre-mounted
Electrical Requirements	Health and GentleTouch – One 120v, 20 Amp, GFCI dedicated circuit; DualTherapy – Two 120v, 20 Amp, GFCI dedicated circuits	Floor Loading Weight	47 lbs. / sq. ft. (229 kg/m ²)
Water Capacity	75 gal. (min.) / 90 gal. (max.)	Shipping Weight	180 lbs. - HealthTouch/GentleTouch 195 lbs. - DualTherapy
On/Off Control	Health and GentleTouch – 5-button electronic control pad DualTherapy – 10-button electronic control pad	Warranty	Limited Ten Year

Technical Information



No apron available on this model.
Blower locations are shown for clarity.
STD - standard blower location
ALT - alternative blower location.
Note: Install this product according to the installation guide.

INSTALLER NOTE: DUE TO THE FREEFORM SHAPE OF THIS TUB IT IS RECOMMENDED THAT THE TUB BE ON THE JOBSITE BEFORE MAKING THE FINAL CUT OUT FOR DROP IN INSTALLATION.



These dimensions are nominal and subject to change without notice.

When tested for compliance to the requirements of ASME A112.19.7M for "Whirlpool Bath Appliances" and ANSI Z124.1.2M "American National Standard for Plastic Bathtub and Shower Units", the tested units are found to comply and are acceptable for listing under IAPMO R & T.

Certified for permanent electrical connection only.



MADE IN USA