

Models 9003/9103/9203 Bristol Bay™

Ariance® Corner Air Massage Bath



Features

- 60" x 60" x 22" Corner air massage bath
- Two-person design with three fully contoured seating positions
- Three advanced therapy air bath systems
- Multifunctional digital controller
- Chromatherapy system — Seven healing light settings with a full spectrum sequencing mode
- PerfectBack™ — Multiple soothing recessed back jets with heated neck/back rest
- Heated SilentAir™ system
- QuickDrain™ channel system and automatic purge system
- Color-Match trim for air jets — Optional finishes available
- Cable drain with matching trim (optional)
- Two pillows
- Mansfield® Limited Ten Year Warranty
- Available in standard colors (white, almond, biscuit and bone) and premium colors (British khaki, sterling silver, black and ice gray)



Model 9203

Options


Cable Drain

Model #	Description
SW1319	Standard Colors
SW1320	Polished Chrome
SW1321	Everbrass (PVD)
SW1322	Brushed Nickel
SW1323	Oil Rubbed Bronze



Metal Trim

Model #	Description
AR1335	Chrome
AR1336	Everbrass (PVD)
AR1337	Brushed Nickel
AR1338	Oil Rubbed Bronze



SWP150	Factory installed nailing flange		SWA100	Rainbow Pillow	
SWAP00	Nailing Flange Kit		AR1200	Blower Relocation Kit	






MADE IN USA

Models 9003/9103/9203 Bristol Bay™

Ariance® Rectangular Air Massage Bath

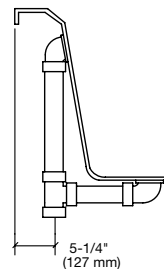
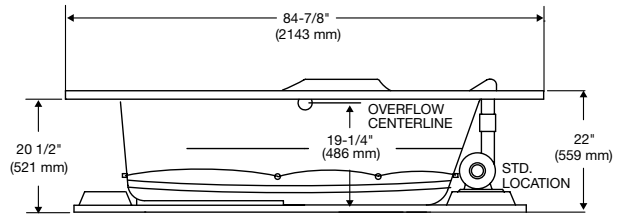
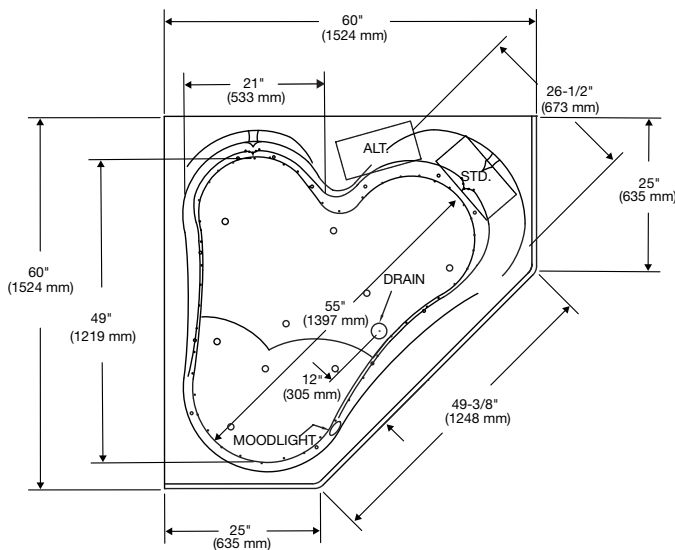


Specifications

Model #	Description	Codes/Standards
9003	60" x 60" x 22" Rectangular HealthTouch™ Air Massage Bath	  
9103	60" x 60" x 22" Rectangular GentleTouch™ Air Massage Bath	
9203	60" x 60" x 22" Rectangular Dual Therapy™ Air Massage Bath	

Specification	Description	Specification	Description
Material	Acrylic, fiberglass reinforced	Number of Jets	HealthTouch - 63 perimeter, side/back air jets GentleTouch - 66 body/foot micro air jets (11 injectors with 12 side/back jets) DualTherapy - 63 perimeter, side/back air jets and 66 body/foot micro air jets (11 injectors with 12 side/back jets)
Construction	Self-contained, pre-plumbed air massage bath, mounted on a pre-leveled base	Blower	HealthTouch & GentleTouch one variable speed, 120v, 60 Hz, 9.5 Amp, pre-mounted DualTherapy two variable speed, 120v, 60 Hz, 9.5 Amp, pre-mounted
Electrical Requirements	Health and GentleTouch – One 120v, 20 Amp, GFCI dedicated circuit; DualTherapy – Two 120v, 20 Amp, GFCI dedicated circuits	Floor Loading Weight	47 lbs. / sq. ft. (229 kg/m ²)
Water Capacity	60 gal. (min.) / 90 gal. (max.)	Shipping Weight	185 lbs. - HealthTouch/GentleTouch 200 lbs. - DualTherapy
On/Off Control	Health and GentleTouch – 5-button electronic control pad DualTherapy – 10-button electronic control pad	Warranty	Limited Ten Year

Technical Information



PLUMBING ROUGH-IN

No apron available on this model.

Blower locations are shown for clarity.
STD - standard blower location
ALT - alternative blower location.

Note: Install this product according to the installation guide.

These dimensions are nominal and subject to change without notice.

When tested for compliance to the requirements of ASME A112.19.7M for "Whirlpool Bath Appliances" and ANSI Z124.1.2M "American National Standard for Plastic Bathtub and Shower Units", the tested units are found to comply and are acceptable for listing under IAPMO R & T.

Certified for permanent electrical connection only.



MADE IN USA