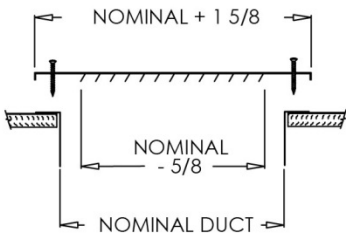
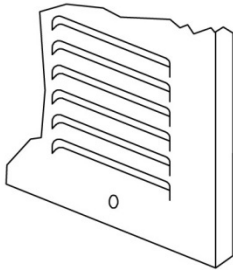
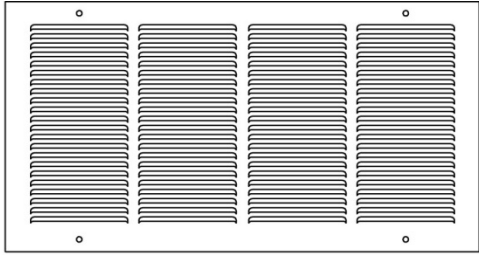




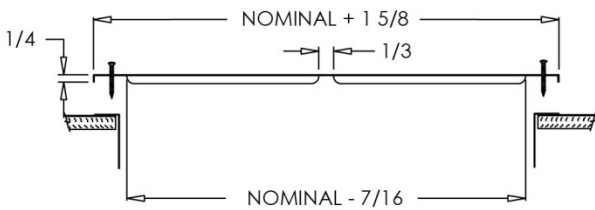
Residential Submittal Sheet

1033 Series

Return Air Grille



1033



1033

Model: 1033

Description: Return Air Grille 1/3" Spacing

Standard Features:

- 1/3" spacing dual angular louvers
- Stamped from cold roll steel
- Install with louvers in up or down position for best duct concealment
- Countersunk mounting holes for flush appearance with color matching Phillips posi-drive screws
- Soft White

Options:

- 1/2" spaced louvers (1050)

Tamper Proof Screws

- "F" Torx Center Pin

Finishes:

Standard Colors

- Soft White
- Driftwood Tan

Designer Colors

- Almond
- Black Velvet
- Bronze
- Camaro Silver
- Coffee Tan
- Navajo White
- Vanilla

Additional Information:

Project / Location:
Engineer:
Architect:
Contractor:

Submittal Notes