



# SYMMONS® Ultra-Sense®

the smart choice™

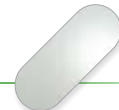
## Symmons Ultra-Sense® S-6080 Series

It makes sense to select the sensor faucet with technology that's more advanced and more reliable than any faucet you've seen before. Symmons Ultra-Sense® S-6080 Series uses our unique Position Sensitive Detection (PSD) technology to create a faucet that just makes better sense - and provides the features you're looking for:

- PSD sensors are unaffected by inconsistent lighting environments, varying surface colors or textures and splashes - resulting in the most reliable performance available.
- Can be installed for pre-set or user-adjustable temperatures offering flexibility for your specific application.
- 1.5 gpm vandal resistant aerator conserves water and energy. (.5 gpm available).
- Solid brass housing and base plate minimizes vandalism and provides years of trouble-free performance.
- Battery-powered model features energy-efficient, long-life 6V lithium battery. (lasts approximately 3 years at 210 cycles per day)
- Watertight seals protect the sensors and internal electronics while providing convenient, above-the-counter access.
- Handle limit stop provides additional safety in public restrooms.
- Transformer power options available for single plug-in or gang installations.
- Installation options include 4" and 8" center set or single hole mounting.



Symmons Ultra-Sense®  
lavatory faucets are  
available in this finish:



Polished  
Chrome

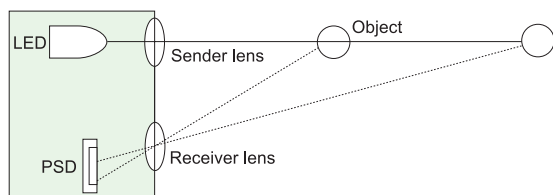
Sensor Faucets with Position-Sensitive Detection

## Why Symmons Ultra-Sense® PSD Technology Makes Sense

Ultra-Sense PSD technology doesn't have the same color, lighting and distance limitations of traditional infrared faucets. That's because Ultra-Sense opto-electronics perform an "active triangulation measurement" of an object's distance from the faucet instead of measuring its infrared temperature.



With PSD, a sender LED projects an infrared beam through a sender lens, which focuses on an approaching object. The spot



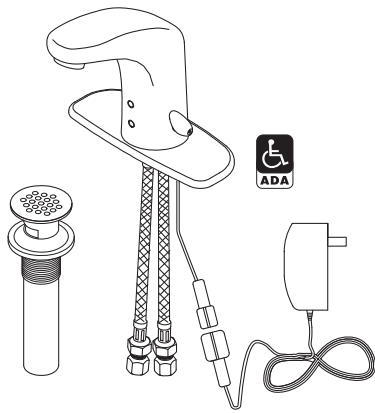
of light that reflects back from the object is focused through a receiver lens to a location on the PSD sensor. This location is proportional to the object's distance from the sensor. When the sensor detects an object within its set limit, water flow is triggered. When the object moves beyond the limit, water flow stops.

As a result of Position Sensitive Detection (PSD), an object's color or surface quality is no longer a factor in its detection. In fact, when different colored objects are placed approximately one foot (300 mm) away from an Ultra-Sense faucet with PSD, they will be measured to within 5% of their distance, as opposed to less than 50% with conventional infrared faucets.

## The Ultra-Sense 5-Year Guarantee\*

Every Symmons Ultra-Sense® faucet is backed by the same legendary dedication to superior engineering that is found in all of our products. We're so confident in Ultra-Sense's reliability, we're willing to offer an unprecedented 5-year guarantee on its performance. It's just one more reason the Symmons Ultra-Sense® faucet really makes sense.

Symmons Ultra-Sense® S-6080 Series AC-Powered Faucets with PSD



**S-6080-AC-G**

**S-6080-AC** faucet only

Ultra-Sense Sensor activated lavatory faucet with infrared Position Sensitive Detection (PSD) system. Faucet features 4" center deck plate and temperature limit stop to adjust outlet temperature, 1.5 gpm (5.7 L/min) low profile, vandal-resistant aerator, and in-line check/strainers. Unit supplied with plug-in power supply (120 VAC/6VDC, Class II, Listed for US/C) with 72" (1829mm) output cord. Grid strainer drain assembly.



**S-6080-ACM-G**

**S-6080-ACM** faucet only



**S-6240**

Ultra-Sense multi-unit power supply 120 VAC/6 VDC, 60Hz, (For use with up to eight (8) S-6080-ACM faucets only)

## Symmons Ultra-Sense® S-6050 Series Sensor Activated Faucet

The new Ultra-Sense model S-6050 combines a sophisticated and contemporary design with advanced microelectronics to provide unmatched performance and reliability in commercial as well as residential faucet installations.

With the entire electronics and battery package sealed and securely encased in the faucet body above the deck, the model S-6050 installs in a snap. And because there are no exposed wires, boxes, or valves hanging below the sink, the potential for vandalism is virtually eliminated.

Because it's from Symmons, every Ultra-Sense model S-6050 is backed by our legendary dedication to quality and industry

leading 5-year warranty. So when your next project calls for a rugged, durable sensor faucet, specify with confidence the new Ultra-Sense model S-6050 – a sensor faucet that just makes better sense.



### Design Features

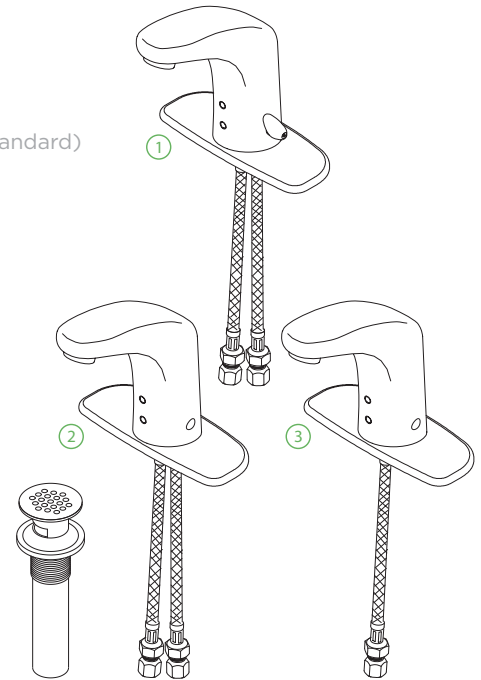
- State of the art microprocessor.
- Sealed above-deck electronics and battery minimizes vandalism and is easy to install.
- No electrical hook-up required- 180,000 cycles lithium battery.
- Heavy gauge internal wiring.
- ADA compliant.
- Available for single hole or 4" center installations.
- Solid brass construction and durable polycarbonate sensor lens minimizes vandalism and provides years of trouble-free performance.
- LED activation alert with low battery alert.



Faucet can be installed in one of three possible supply configurations:

- ① Hot and cold supply with lever handle temperature adjustment (factory standard)
- ② Hot and cold supply with pre-set tempered water (field adjusted)
- ③ Single supply for cold or pre-mixed tempered water (field adjusted)

**Modifications:** Suffix DP: 8" adapter plate • Suffix OFG: Offset grid strainer drain assembly in place of standard grid drain • Suffix NA: Non-aerating laminar flow spray outlet (1.5gpm, 5.7 L/min) • Suffix SM: Single hole mounting • Suffix LST: 18" long copper supply tubes • Suffix BRS: Radiance® polished brass finish



## Symmons Ultra-Sense® S-6080 Series Battery-Powered Faucets with PSD



**S-6080-G** with grid drain assembly

**S-6080** faucet only

Ultra-Sense battery-powered, sensor-activated lavatory faucet with infrared Position Sensitive Detection (PSD) system. Faucet features 4" center deck plate and temperature limit stop to adjust outlet temperature, 1.5 gpm (5.7 L/min) low profile, vandal-resistant aerator, 10 second factory-set cycle time with automatic shut-off feature, 6-volt lithium battery power pack, in-line check/strainers. Electronic components and battery are sealed and housed above deck in a cast brass body for maximum vandal resistance.

Every S-6080 faucet comes equipped to be installed in one of three possible supply configurations, providing optimum flexibility for new construction as well as remodel or renovation projects.



Symmons Industries, Inc., 31 Brooks Drive, Braintree, MA 02184-3804  
Tel: 1-800-SYMMONS, (781) 848-2250 • Fax: 1-800-961-9621, (781) 843-3849  
[www.symmons.com](http://www.symmons.com)

Copyright © 2008 Symmons Industries, Inc., Braintree, Massachusetts