

DAYTON[®]

Sink and Accessories Product Catalog

ELKAY[®]



DAYTON®

ELKAY®

When customers call on you to deliver, you can count on Dayton®

Dayton offers a complete line of sinks, faucets, drains and accessories. From undermount, universal or top mount styles, Dayton sinks come in nearly every size and configuration and offer product lines and packages to meet every budget. All backed with the quality assurance of domestic manufacturing and customer care that is Dayton.



Table of Contents

Dayton Premium.....	page 3	Kingsford.....	page 17
Dayton Elite.....	page 5	Accessories	page 19
Dayton Undermount.....	page 8	Faucets	page 23
Dayton Top Mount.....	page 13		

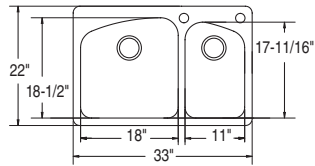
Superior Quality Universal and Top Mount Sinks

DAYTON® PREMIUM

20 gauge, nickel-bearing stainless steel • 8" bowl depth, unless otherwise specified • Raised faucet deck on select models • Exposed surfaces polished to a premium (highlighted) satin finish • Fully undercoated bottom to reduce condensation and dampen sound • 3½" drain opening • Includes installation hardware for ¾" thick countertop • Perfect Drain™ sinks include an edgeless drain that integrates seamlessly into the bottom of the sink.



DPXSR2250R

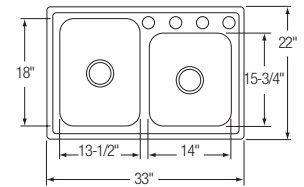


DPXSR2250R (Shown)
DPXSR2250RPD

BOWL DEPTH: 8"



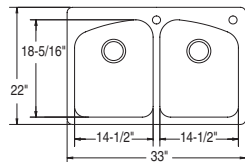
DPC2250R



DPC2250R

BOWL DEPTH: 8"

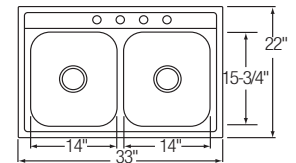
DPXSR23322



DPXSR23322

BOWL DEPTH: 8"

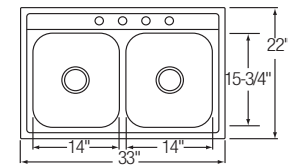
DPP23322



DPP23322

BOWL DEPTH: 8"

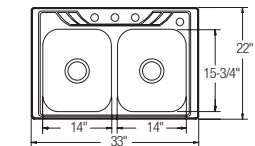
DPC23322



DPC23322

BOWL DEPTH: 8"

DPT23322



DPT23322

BOWL DEPTH: 8"

Model Number	Gauge	Overall Size		Cutout in Countertop 1½" Radius Corners		Number of 1½" Dia. Faucet Holes	Min. Cabinet Size	Master Pack	Optional Accessories			
		L	W	L	W				Cutting Board	Rinsing Basket	Bottom Grid	Drain
Slim Rim Universal Mount DPXSR2250R	18	33	22	32¾	21¾	1, 2L, 2R* or 3	36	1	LKCB1520LTHW (top mount install.) LKCB1520LUHW (undermount install.) (Lg. Bowl)	LKWRB1819SS LKWERBSS LKWUCSS Utensil Caddy (Lg. Bowl)	GOBG1819SS (Lg. Bowl) GOBG1118SS (Sm. Bowl)	D1125
With Perfect Drain DPXSR2250RPD												(2) LKPD1 Included
DPC2250R	20	33	22	32¾	21¾	1, 2, S2, 3 or 4	36	1	CBR1316 (Lg. Bowl) CB1516 (Sm. Bowl)	LKWRB1318SS (Lg. Bowl) LKWRB1316SS (Sm. Bowl) LKWERBSS (Lg. & Sm. Bowl) LKWUCSS Utensil Caddy	GBG1318SS (Lg. Bowl) GBG1415SS (Sm. Bowl)	D1125
Slim Rim Universal Mount DPXSR23322	18	33	22	32¾	21¾	1, 2L, 2R* OR 3	36	1	LKCB1520LTHW (top mount install.) LKCB1520LUHW (undermount install.)	LKWERBSS, LKWUCSS Utensil Caddy	GOBG1520LSS (Left Bowl) GOBG1520RSS (Right Bowl)	D1125
DPP23322	20	33	22	32¾	21¾	1, 2, MR2, 3, 4 or 5	36	1	CB1516	LKWRB1316SS, LKWERBSS LKWUCSS Utensil Caddy	GBG1415SS	D1125
DPC23322	20	33	22	32¾	21¾	1, 2, MR2, 3, 4 or 5	36	1	CB1516	LKWRB1316SS, LKWERBSS LKWUCSS Utensil Caddy	GBG1415SS	D1125
DPT23322	20	33	22	32¾	21¾	1, 2, MR2, 3, 4 OR 5	36	1	CB1516	LKWRB1316SS, LKWERBSS LKWUCSS Utensil Caddy	GBG1415SS	D1125

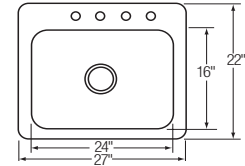
All dimensions are in inches: L is length (left to right); W is width (front to back); D is bowl depth. To convert to millimeters, multiply by 25.4

Superior Quality Universal and Top Mount Sinks

DAYTON® PREMIUM



DPMSR12722

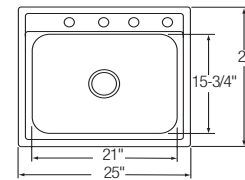


DPMSR12722 (Shown)
DPMSR1272PD

BOWL DEPTH: 8"



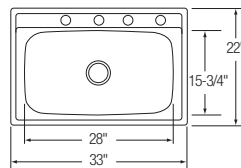
DPC12522



DPC12522 (Shown)
DPC1252210

BOWL DEPTH: DPC12522 8¼"
DPC1252210 10¼"

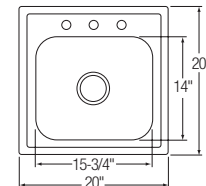
DPC13322



DPC13322

BOWL DEPTH: 8¼"

DPC1202010



DPC1202010

BOWL DEPTH: 10¼"

Model Number	Gauge	Overall Size		Cutout in Countertop 1½" Radius Corners		Number of 1½" Dia. Faucet Holes	Min. Cabinet Size	Master Pack	Optional Accessories			
		L	W	L	W				Cutting Board	Rinsing Basket	Bottom Grid	Drain
DPC13322	20	33	22	32¾	21¾	1, 2, MR2, 3, 4* or 5	36	1	CB1516	LKWERBSS LKWUCSS Utensil Caddy	GBG2816SS	D1125
Slim Rim Universal Mount DPMSR12722	20	27	22	26¾	21¾	1, 2, MR2, 3, 4* or 5	30	1	CB1713 CBS1316	LKWRB2416SS LKWERBSS LKWUCSS Utensil Caddy	GBG2416	D1125
With Perfect Drain DPMSR12722PD												LKPD1 Included
DPC12522	20	25	22	24¾	21¾	1, 2, MR2, 3, 4* or 5	30	1	CB1516	LKWRB1316SS, LKWERBSS LKWUCSS Utensil Caddy	GBG2115	D1125
DPC1252210												
DPC1202010	20	20	20	19¾	19¾	1, 2, MR2, 3* or OS4	24	1	CB1516	LKWRB1316SS, LKWERBSS LKWUCSS Utensil Caddy	GBG1415SS	D1125

Deluxe Quality Top Mount Sinks

DAYTON® Elite®

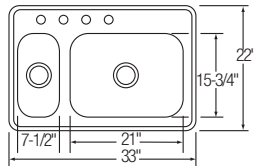
20 gauge, nickel-bearing stainless steel • 8" bowl depth, unless otherwise specified • Raised faucet deck on select models • Exposed surfaces polished to an elite satin finish • Undercoated bottom to reduce condensation and dampen sound • 3½" drain opening, unless otherwise specified • Includes installation hardware for ¾" thick countertop • Select models available with alternate "J" channel mounting system



DSEMR23322



DSEMR23322 (Shown)
DSEMR23322R



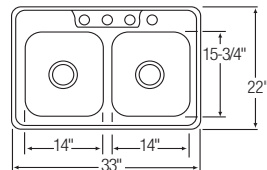
BOWL DEPTH: 8" (large)
5½" (small)



DSE233224DF



DSE233224DF

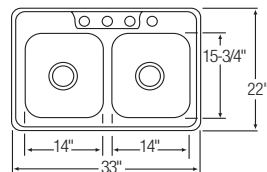


BOWL DEPTH: 8½" 16"

DSE233223DFBG



DSE233223DFBG

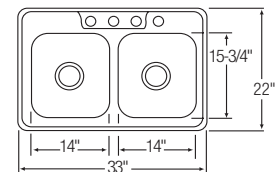


BOWL DEPTH: 8½" 16"

DSE23322



DSE23322



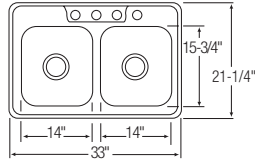
BOWL DEPTH: 8½" 16"

Model Number	Gauge	Overall Size		Cutout in Countertop 1½" Radius Corners		Number of 1½" Dia. Faucet Holes	Min. Cabinet Size	Master Pack	Optional Accessories (Kit accessories are marked as "Included")				Kit Faucet
		L	W	L	W				Cutting Board	Rinsing Basket	Bottom Grid	Drain	
DSEMR23322	20	33	22	32¾	21¾	3 or 4*	36	1	CB1516 (Lg. Bowl) CBS715 CB816 (Sm. Bowl)	LKWRB2115SS LKWERBSS (Lg. Bowl) LKWUCSS (Utensil Caddy)	GBG2115SS	D1125	
DSEMR23322R													
DSE233223DFBG Kit	20	33	22	32¾	21¾	3*	36	1			GBG1415SS Included	(2) D1125 Included	LK5000CR Included
DSE233224DF Kit						4*					GBG1415SS		LK1001CR Included
DSE23322	20	33	22	32¾	21¾	1, 2, MR2, 3, 4* or 5	36	1			GBG1415SS	D1125	
DSEJ23322 ■													
DSEJW1023322 ■								10					
DSEW1023322													
DSEJW4023322 ■								40					
DSEW4023322													

Deluxe Quality Top Mount Sinks

DAYTON® *Elite*

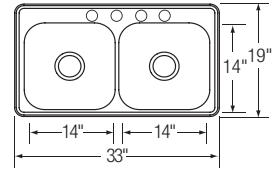
DSE23321



DSE23321

BOWL DEPTH: 8 1/16"

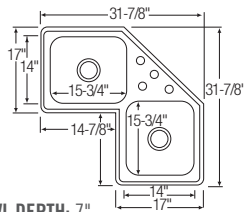
DSE23319



DSE23319

BOWL DEPTH: 8"

DE21732



DE21732

BOWL DEPTH: 7"



Model Number	Gauge	Overall Size		Cutout in Countertop 1 1/2" Radius Corners		Number of 1 1/2" Dia. Faucet Holes	Min. Cabinet Size	Master Pack	Optional Accessories			
		L	W	L	W				Cutting Board	Rinsing Basket	Bottom Grid	Drain
DSE23321	20	33	21 1/4	32 3/8	20 5/8	1, 2, MR2, 3, 4* or 5	36	1			GBG1415SS	D1125
DSEW1023321								10				
DSEW4023321								40				
DSE23319	20	33	19	32 3/8	18 3/8	1, 2, MR2, 3, 4* or 5	36	1			GBG1414SS	D1125
DE21732	20	31 7/8	31 7/8	Use sink upside down as template and cut 5/16" inside sink outline		3 or 4*	36 Corner	1	CB1516		GBG1415SS	D1125

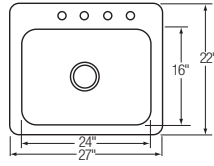
Deluxe Quality Top Mount Sinks



DSESR12722



DSESR12722

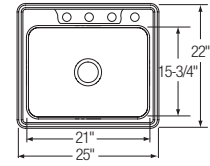


BOWL DEPTH: 8"

DSE125223DFBG



DSE125223DFBG

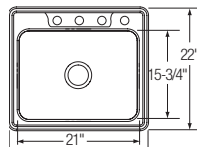


BOWL DEPTH: 8 1/16"

DSE125224DF



DSE125224DF

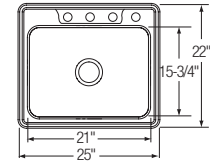


BOWL DEPTH: 8 1/16"

DSE12522



DSE12522

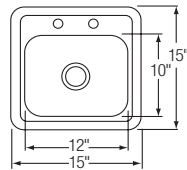


BOWL DEPTH: 8 1/16"

DEP211515C



DEP211515C



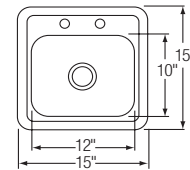
BOWL DEPTH: 5 1/8"

HOSPITALITY

DE11515



DE11515



BOWL DEPTH: 5 1/8"

HOSPITALITY

Model Number	Gauge	Overall Size		Cutout in Countertop 1 1/2" Radius Corners		Number of 1 1/2" Dia. Faucet Holes	Min. Cabinet Size	Master Pack	Optional Accessories (Kit accessories are marked as "Included")				Kit Faucet
		L	W	L	W				Cutting Board	Rinsing Basket	Bottom Grid	Drain	
Slim Rim Universal Mount DSESR12722	20	27	22	26 3/8	21 3/8	1, 2, MR2, 3, 4* or 5	30	1	CB1713 CBS1316	LKWRB2416SS LKWERBSS LKWUCSS (Utensil Caddy)	GBG2416SS	D1125	
DSE125223DFBG Kit	20	25	22	24 3/8	21 3/8	3*	30	1	CB1516		GBG2115SS Included	D1125 Included	LK5000CR Included
DSE125224DF Kit						4*							CB1516
DSE12522	20	25	22	24 3/8	21 3/8	1, 2, MR2, 3, 4* or 5	30	1	CB1516		GBG2115SS	D1125	
DSEJ12522 ■								10					
DSEJW1012522 ■								40					
DSEW1012522													
DSEW4012522 ■													
DEP211515C Kit	23	15	15	14 3/8	14 3/8	2*	18	1	CB912			D5018A Included	LKA2475LF Included
DE11515	23	15	15	14 3/8	14 3/8	1, 2* or 3	18	1	CB912			D5018A	

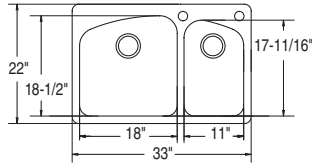
High Quality Undermount Sinks

DAYTON **DAYTON**
PREMIUM

Mounts under any solid surface countertop for an integrated look • 18 gauge nickel-bearing steel • 8" bowl depth, unless otherwise specified • Exposed surfaces polished to a radiant satin finish • Fully undercoated bottom with pad(s) to dampen sound and reduce condensation • 3½" drain opening



DPXSR2250R

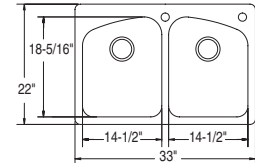


DPXSR2250R (Shown)
DPXSR2250RPD

BOWL DEPTH: 8"



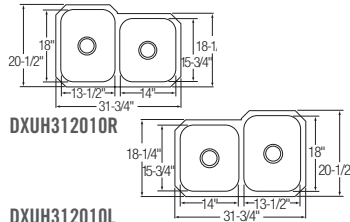
DPXSR23322



DPXSR23322

BOWL DEPTH: 8"

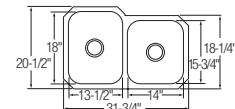
DXUH31201ORDFBG



DXUH31201ORDFBG (Shown)
DXUH31201OLDFBG

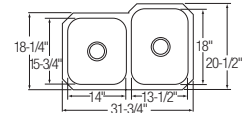
DXUH31201OR
BOWL DEPTH: 10" (large), 8" (small)

DXUH31201ORDF



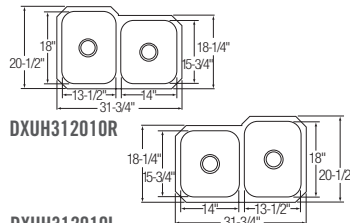
DXUH31201ORDF (Shown)
DXUH31201OLDF

DXUH31201OR



DXUH31201OL
BOWL DEPTH: 10" (large), 8" (small)

DXUH31201OR



DXUH31201OR (Shown)
DXUH31201OL

DXUH31201OL
BOWL DEPTH: 10" (large), 8" (small)

**½" sink reveal required for proper fit
Suffix "L" and "R" indicates small sink bowl is on the left or right

Model Number	Gauge	Overall Size		Cutout in Countertop	Min. Cabinet Size	Master Pack	Optional Accessories (Kit accessories are marked as "Included")				Kit Faucet
		L	W				Cutting Board	Rinsing Basket	Bottom Grid	Drain	
Slim Rim Universal Mount DPXSR2250R	18	33	22	Download DXF file from elkayusa.com	36	1	LKCB1520LUHW (undermount install.) LKCB1520LTHW (top mount install.) (Lg. Bowl)	LKWRB1819SS, LKWERBSS, LKWUCSS, Utensil Caddy (Lg. Bowl)	GOBG1819SS (Lg. Bowl) GOBG1118SS (Sm. Bowl)	D1125	
With Perfect Drain DPXSR2250RPD											
Slim Rim Universal Mount DPXSR23322	18	33	22	Download DXF file from elkayusa.com	36	1	LKCB1520LUHW (undermount install.) LKCB1520LTHW (top mount install.)	LKWERBSS LKWUCSS Utensil Caddy	GOBG1520LSS (Left Bowl) GOBG1520RSS (Right Bowl)	D1125	
DXUH31201OLDFBG Kit	18	31¾	20½	Download DXF file from elkayusa.com	36	1	CRB1316** (Lg. Bowl) CB1516** (Sm. Bowl)	LKWRB1318SS (Lg. Bowl) LKWRB1316SS (Sm. Bowl) LKWERBSS (Lg. & Sm. Bowl) LKWUCSS Utensil Caddy	GBG1318SS (Lg. Bowl) Included GBG1415SS (Sm. Bowl)	(2) D1125 Included	LK5000CR Included
DXUH31201ORDFBG Kit											
DXUH31201OLDF Kit											
DXUH31201ORDF Kit											
DXUH31201OL	18	31¾	20½	Download DXF file from elkayusa.com	36	1	CBR1316** (Lg. Bowl) CB1516** (Sm. Bowl)	LKWRB1318SS (Lg. Bowl) LKWRB1316SS (Sm. Bowl) LKWERBSS, LKWUCSS Utensil Caddy	GBG1318SS (Lg. Bowl) GBG1415SS (Sm. Bowl)	D1125	
DXUH31201OR											

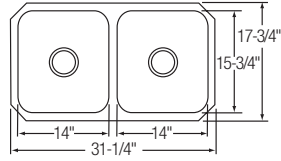
High Quality Undermount Sinks

DAYTON®

DXUH3118DFBG



DXUH3118RDFBG

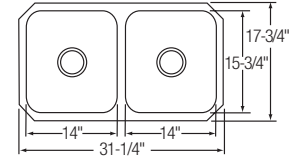


BOWL DEPTH: 8"

DXUH3118DF



DXUH3118DF

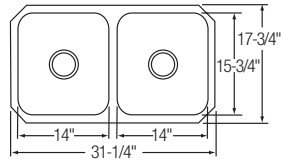


BOWL DEPTH: 8"

DXUH3118



DXUH3118

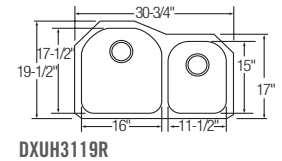


BOWL DEPTH: 8"

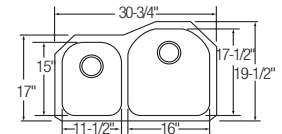
DXUH3119R



DXUH3119R (Shown)
DXUH3119L



DXUH3119R



DXUH3119L
BOWL DEPTH: 8"

**1/2" sink reveal required for proper fit
Suffix "L" and "R" indicates small sink bowl is on the left or right

Model Number	Gauge	Overall Size		Cutout in Countertop	Min. Cabinet Size	Master Pack	Optional Accessories (Kit accessories are marked as "Included")				Kit Faucet
		L	W				Cutting Board	Rinsing Basket	Bottom Grid	Drain	
DXUH3118DFBG Kit	18	31 1/4	17 3/4	Download DXF file from elkayusa.com	36	1	CB1516**	LKWRB1316SS LKWERBSS LKWUCSS Utensil Caddy	GBG1415SS Included	(2) D1125 Included	LK5000CR Included
DXUH3118DF Kit									GBG1415SS		LK1501CR Included
DXUH3118	18	31 1/4	17 3/4	Download DXF file from elkayusa.com	36	1	CB1516**	LKWRB1316SS LKWERBSS LKWUCSS Utensil Caddy	GBG1415SS	D1125	
DXUH3119L	18	30 3/4	19 1/2	Download DXF file from elkayusa.com	36	1	CBR1713**	LKWRB1617SS LKWERBSS (Lg. Bowl) LKWRB1115SS (Sm. Bowl) LKWUCSS Utensil Caddy	GOBG1617SS (Lg. Bowl) GOBG1115SS (Sm. Bowl)	D1125	
DXUH3119R											

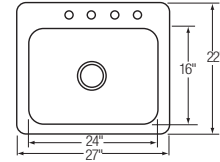
High Quality Undermount Sinks

DAYTON[®] PREMIUM

DAYTON[®]



DPMSR12722

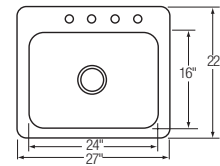


DPMSR12722 (Shown)
DPMSR12722PD

BOWL DEPTH: 8"



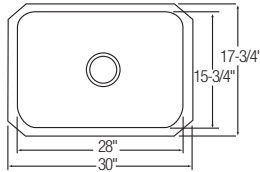
DSESR12722



DSESR12722

BOWL DEPTH: 8"

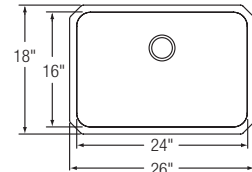
DXUH2816



DXUH2816

BOWL DEPTH: 8"

DXUH2416



DXUH2416

BOWL DEPTH: 8"

**1/2" sink reveal required for proper fit

Model Number	Gauge	Overall Size		Cutout in Countertop	Min. Cabinet Size	Master Pack	Optional Accessories (Kit accessories are marked as "Included")			
		L	W				Cutting Board	Rinsing Basket	Bottom Grid	Drain
DXUH2816	18	30	17 3/4	Download DXF file from elkayusa.com	33	1	CB1516**	LKWERBSS LKWUCSS Utensil Caddy	GBG2816SS	D1125
Slim Rim Universal Mount DPMSR12722	20	27	22	Download DXF file from elkayusa.com	30	1	CB1713 CBS1316	LKWRB2416SS LKWERBSS LKWUCSS Utensil Caddy	GBG2416SS	D1125
With Perfect Drain DPMSR12722PD										LKPD1 Included
Slim Rim Universal Mount DSESR12722	20	27	22	Download DXF file from elkayusa.com	30	1	CBR1713 CBS1316	LKWRB2416SS LKWERBSS LKWUCSS Utensil Caddy	GBG2416SS	D1125
DXUH2416	18	26	18	Download DXF file from elkayusa.com	30	1	CBR1713 CBS1316**	LKWRB2416SS LKWERBSS LKWUCSS Utensil Caddy	GBG2416SS	D1125

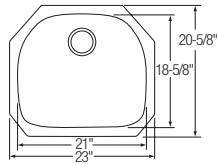
High Quality Undermount Sinks

DAYTON®

DXUH2118



DXUH2118

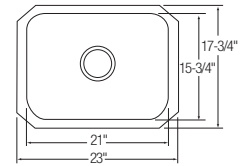


BOWL DEPTH: 8"

DXUH2115DFBG



DXUH2115DFBG

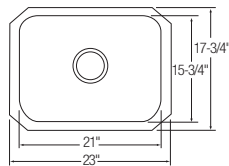


BOWL DEPTH: 8"

DXUH2115DF



DXUH2115DF

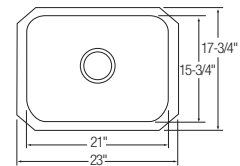


BOWL DEPTH: 8"

DXUH2115



DXUH2115



BOWL DEPTH: 8"

**1/2" sink reveal required for proper fit

Model Number	Gauge	Overall Size		Cutout in Countertop	Min. Cabinet Size	Master Pack	Optional Accessories (Kit accessories are marked as "Included")				Kit Faucet
		L	W				Cutting Board	Rinsing Basket	Bottom Grid	Drain	
DXUH2118	18	23	20 5/8	Download DXF file from elkayusa.com	27	1	CB2213**	LKWRB2118SS LKWERBSS LKWUCSS Utensil Caddy	GOBG2118SS	D1125	
DXUH2115DFBG Kit	18	23	17 3/4	Download DXF file from elkayusa.com	27	1	CB1516**	LKWRB2115SS LKWERBSS LKWUCSS Utensil Caddy	GOBG2115SS Included	D1125 Included	LK5000CR Included
DXUH2115DF Kit									GOBG21155SS	D1125 Included	LK1501CR Included
DXUH2115	18	23	17 3/4	Download DXF file from elkayusa.com	27	1	CB1516**	LKWRB2115SS LKWERBSS LKWUCSS Utensil Caddy	GOBG2115SS	D1125	

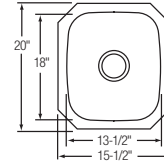
High Quality Undermount Sinks

DAYTON®



DXUH1318

HOSPITALITY

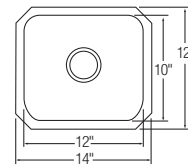


DXUH1318

BOWL DEPTH: 8"

DXUH1210

HOSPITALITY

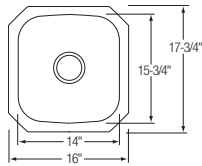


DXUH1210

BOWL DEPTH: 6½"

DXUH1618

HOSPITALITY

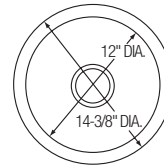


DXUH1618

BOWL DEPTH: 8"

DXUH12FB

HOSPITALITY



DXUH12FB

BOWL DEPTH: 6"

**½" sink reveal required for proper fit

Model Number	Gauge	Overall Size		Cutout in Countertop	Min. Cabinet Size	Master Pack	Optional Accessories			
		L	W				Cutting Board	Rinsing Basket	Bottom Grid	Drain
DXUH1618	18	16	17¾	Download DXF file from elkayusa.com	21	1	CB1516**	LKWRB1316SS LKWERBSS LKWUCSS Utensil Caddy	GBG1415SS	D1125
DXUH1318	18	15½	20	Download DXF file from elkayusa.com	21	1	CBR1316**	LKWRB1316SS LKWERBSS LKWUCSS Utensil Caddy	GBG1318SS	D1125
DXUH1210	18	14	12	Download DXF file from elkayusa.com	18	1	CB912**			D1125
DXUH12FB	18	14¾ dia.		Download DXF file from elkayusa.com	18	1		LKWRB12SS LKWUCSS Utensil Caddy		D1125

High Quality Top Mount Sinks

DAYTON®

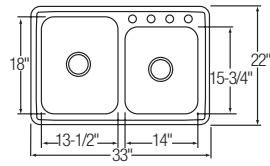
22 gauge, nickel-bearing stainless steel (DXR models are formed of 18 gauge, nickel-bearing stainless steel) • 6½" bowl depth, unless otherwise specified • Raised faucet deck on select models • Exposed surfaces polished to a satin finish • Undercoated bottom • 3½" drain opening, unless otherwise specified • Includes installation hardware for ¾" thick countertop • Select models available with alternate "J" channel mounting system



DXR250R



DXR250R

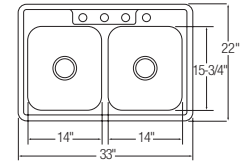


BOWL DEPTH: 8½"

DXR3322



DXR3322



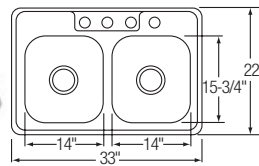
BOWL DEPTH: 8¾"

DDG23322



DDG23322 (Shown)
DG23322

DD23322
D23322

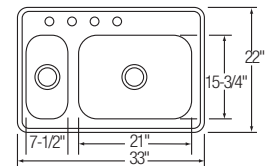


BOWL DEPTH: DDG23322 7¼"
DD23322 7¼"
DG23322, D23322 6½"

DEMR23322



DEMR23322 (Shown)
DEMR23322R



BOWL DEPTH: 6½" (large)
5½" (small)

Model Number	Gauge	Overall Size		Cutout in Countertop 1½" Radius Corners		Number of 1½" Dia. Faucet Holes	Min. Cabinet Size	Master Pack	Optional Accessories			
		L	W	L	W				Cutting Board	Rinsing Basket	Bottom Grid	Drain
DXR250R	18	33	22	32¾	21¾	1, 2, S2, 3 or 4*	36	1	CBR1316 (Lg. Bowl) CB1516 (Sm. Bowl)	LKWRB1318SS (Lg. Bowl) LKWRB1316SS (Sm. Bowl) LKWERBSS (Lg. & Sm. Bowl) LKWUCSS Utensil Caddy	GBG1318SS (Lg. Bowl) GBG1415SS (Sm. Bowl)	D1125
DEMR23322	22	33	22	32¾	21¾	3 or 4*	36	1	CB1516 (Lg. Bowl) CBS715 CB816 (Sm. Bowl)	LKWRB2115SS LKWERBSS (Lg. Bowl) LKWUCSS (Utensil Caddy)	GBG2115SS	D1125
DEMR23322R												
DXR3322	18	33	22	32¾	21¾	1, 2, MR2, 3, 4* or 5	36	1	CB1516	LKWRB1318SS LKWERBSS LKWUCSS Utensil Caddy	GBG1415SS	D1125
DDG23322	20	33	22	32¾	21¾	1, 2, MR2, 3, 4* or 5	36	1			GBG1415SS	D1125
DG23322	20	33	22	32¾	21¾	1, 2, MR2, 3, 4* or 5	36	1			GBG1415SS	D1125
DD23322	22	33	22	32¾	21¾	1, 2, MR2, 3, 4* or 5	36	1				
DDJ23322 ■												
DDJW1023322 ■								10			GBG1415SS	D1125
DDW1023322												
DDJW5023322 ■								50				
DDW5023322												
D23322	22	33	22	32¾	21¾	1, 2, MR2, 3, 4* or 5	36	1				
DJ23322 ■												
DJW1023322 ■								10			GBG1415SS	D1125
DW1023322												
DJW5023322 ■								50				
DW5023322												

All dimensions are in inches: L is length (left to right); W is width (front to back); D is bowl depth. To convert to millimeters, multiply by 25.4

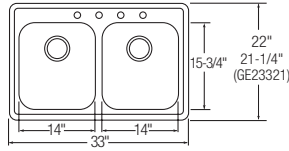
High Quality Top Mount Sinks

DAYTON®

GE23322



GE23322 (Shown)
GE23321

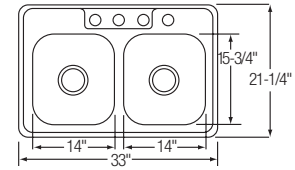


BOWL DEPTH: 5 3/8"

D23321



D23321

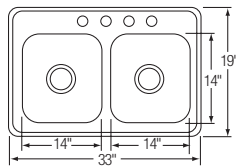


BOWL DEPTH: 6 1/2"

DD23319



DD23319 (Shown)
D23319

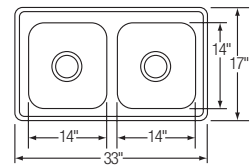


BOWL DEPTH: DD23319 7 1/16"
D23319 6 7/16"

D23317



D23317

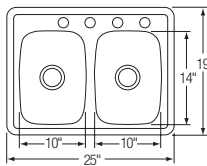


BOWL DEPTH: 6"

D22519



D22519



BOWL DEPTH: 6 1/4"

Model Number	Gauge	Overall Size		Cutout in Countertop 1 1/2" Radius Corners		Number of 1 1/2" Dia. Faucet Holes	Min. Cabinet Size	Master Pack	Optional Accessories					
		L	W	L	W				Cutting Board	Rinsing Basket	Bottom Grid	Drain		
GE23322	22	33	22	32 3/8	21 3/8	1, 2, MR2, 3, 4* or 5	36	1	CB1516	LKWRB1316SS LKWERBSS LKWUCSS Utensil Caddy		LK35L		
GE23321	22	33	21 1/4	32 3/8	20 5/8	1, 2, MR2, 3, 4* or 5	36	1	CB1516	LKWRB1316SS LKWERBSS LKWUCSS Utensil Caddy		LK35L		
DD23321	22	33	21 1/4	32 3/8	20 5/8	1, 2, MR2, 3, 4* or 5	36	1						
DW1023321								10					GBG1415SS	D1125
DW5023321								50						
DD23319	22	33	19	32 3/8	18 3/8	1, 2, MR2, 3, 4* or 5	36	1			GBG1414SS	D1125		
D23319	22	33	19	32 3/8	18 3/8	1, 2, MR2, 3, 4* or 5	36	1			GBG1414SS	D1125		
D23317	22	33	17	32 3/8	16 3/8	None	36	1			GBG1414SS	D1125		
D22519	22	25	19	24 3/8	18 3/8	1, 3 or 4*	30	1	CB912	LWRB1209SS LKWUCSS Utensil Caddy		D1125		

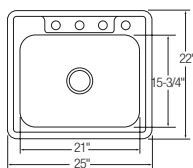
High Quality Top Mount Sinks

DAYTON®

DXR2522



DXR2522

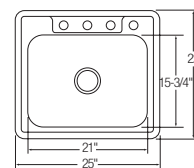


BOWL DEPTH: 8³/₁₆"

DDG12522



DDG12522 (Shown)
DD12522

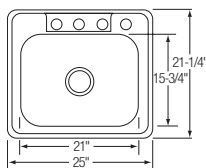


BOWL DEPTH: DDG12522, DD12522 7¹/₄"
DG12522, D12522 6¹/₂"

D12521



D12521

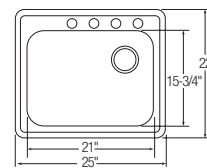


BOWL DEPTH: 6¹/₂"

GE12522R



GE12522R (Shown) Right Rear Corner Drain
GE12522L Left Rear Corner Drain
GE12522 Rear Center Drain

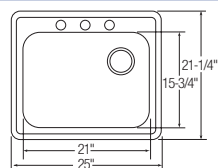


BOWL DEPTH: 5³/₈"

GE12521R



GE12521R (Shown) Right Rear Corner Drain
GE12521L Left Rear Corner Drain
GE12521 Rear Center Drain



BOWL DEPTH: 5³/₈"

Model Number	Gauge	Overall Size		Cutout in Countertop 1 1/2" Radius Corners		Number of 1 1/2" Dia. Faucet Holes	Min. Cabinet Size	Master Pack	Optional Accessories			
		L	W	L	W				Cutting Board	Rinsing Basket	Bottom Grid	Drain
DXR2522	18	25	22	24 ³ / ₈	21 ³ / ₈	1, 2, MR2, 3, 4* or 5	30	1	CB1516	LKWRB2115SS LKWERBSS LKWUCSS Utensil Caddy	GBG2115SS	D1125
DDG12522	20	25	22	24 ³ / ₈	21 ³ / ₈	1, 2, MR2, 3, 4* or 5	30	1	CB1516		GBG2115SS	D1125
DD12522	22	25	22	24 ³ / ₈	21 ³ / ₈	1, 2, MR2, 3, 4* or 5	30	1	CB1516		GBG2115SS	D1125
DDJ12522 ■								10				
DDW1012522 ■								50				
DDW1012522												
DDW5012522 ■												
DDW5012522												
DG12522	20	25	22	24 ³ / ₈	21 ³ / ₈	1, 2, MR2, 3, 4* or 5	30	1	CB1516		GBG2115SS	D1125
D12522	22	25	22	24 ³ / ₈	21 ³ / ₈	1, 2, MR2, 3, 4* or 5	30	1	CB1516		GBG2115SS	D1125
DJ12522 ■								10				
DJW1012522 ■								50				
DW1012522												
DW5012522 ■												
DW5012522												
D12521	22	25	21-1/4	24 ³ / ₈	20 ⁵ / ₈	1, 2, MR2, 3, 4* or 5	30	1	CB1516		GBG2115SS	D1125
DW1012521								10				
DW5012521								50				
GE12522 ♻️	22	25	22	24 ³ / ₈	21 ³ / ₈	1, 2, MR2, 3, 4* or 5	30	1	CB1516	LKWERBSS LKWUCSS Utensil Caddy		LK35L
GE12522L ♻️												
GE12522R ♻️												
GE12521 ♻️												
GE12521L ♻️												
GE12521R ♻️												

All dimensions are in inches: L is length (left to right); W is width (front to back); D is bowl depth. To convert to millimeters, multiply by 25.4

High Quality Top Mount Sinks

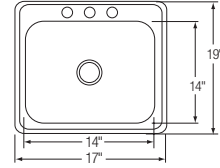
DAYTON®



D11719 HOSPITALITY



D11719

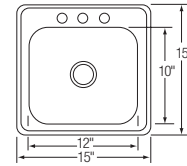


BOWL DEPTH: 6 1/8"

DP211515C HOSPITALITY



DP211515C

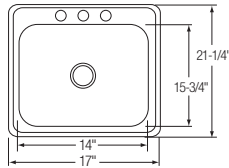


BOWL DEPTH: 5 1/8"

D11721 HOSPITALITY



D11721

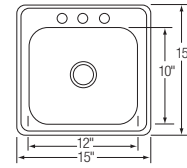


BOWL DEPTH: 6 1/2"

D11515 HOSPITALITY



D11515 (Shown)
D11516



BOWL DEPTH: 5 1/8"

Model Number	Gauge	Overall Size		Cutout in Countertop 1 1/2" Radius Corners		Number of 1 1/2" Dia. Faucet Holes	Min. Cabinet Size	Master Pack	Optional Accessories (Kit accessories are marked as "Included")				Kit Faucet
		L	W	L	W				Cutting Board	Rinsing Basket	Bottom Grid	Drain	
D11721	22	17	21 1/4	16 3/8	20 5/8	1, 2 or 3*	21	1	CB1516		GBG1415SS	D1125	
D11719	22	17	19	16 3/8	18 3/8	1, 2 or 3*	21	1			GBG1414SS	D1125	
D11516	23	15	15	14 3/8	14 3/8	1, 2* or 3	18	1	CB912			D1125	
DW1011516								10					
DW5011516								50					
DP211515C Kit	23	15	15	14 3/8	14 3/8	2*	18	1	CB912			2" Drain D5018A Included	LKA2475LF Included
D11515	23	15	15	14 3/8	14 3/8	1, 2* or 3	18	1	CB912			2" Drain D5018A	
DW1011515								10					
DW5011515								50					

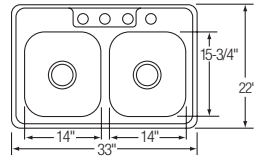
Good Quality Top Mount Sinks

KINGSFORD®

23 gauge, nickel-bearing stainless steel • 6" bowl depth, unless otherwise specified • Raised faucet deck on select models • Exposed surfaces polished to a satin finish • Undercoated bottom • 3½" drain opening, unless otherwise specified • Includes installation hardware for ¾" thick countertop



K233224DF

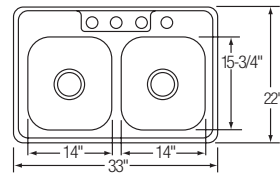


K233224DF

BOWL DEPTH: 6"



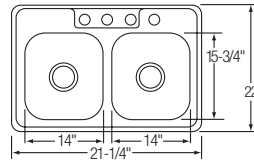
K23322



K23322

BOWL DEPTH: 6"

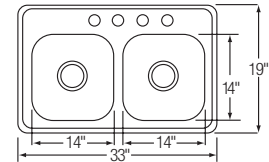
K23321



K23321

BOWL DEPTH: 6"

K23319



K23319

BOWL DEPTH: 6"

Model Number	Gauge	Overall Size		Cutout in Countertop 1½" Radius Corners		Number of 1½" Dia. Faucet Holes	Min. Cabinet Size	Master Pack	Optional Accessories (Kit accessories are marked as "Included")				Kit Faucet
		L	W	L	W				Cutting Board	Rinsing Basket	Bottom Grid	Drain	
K233224DF Kit	23	33	22	32¾	21¾	4*	36	1			GBG1415SS	(2) D1125 Included	LK2478CR Included
K23322								1					
KJ23322 ■													
KW1023322 ■	23	33	22	32¾	21¾	1, 2, MR2, 3, 4* or 5	36	10			GBG1415SS	D1125	
KW1023322								50					
KW5023322 ■													
KW5023322													
K23321								1					
KW1023321	23	33	21¼	32¾	20½	1, 2, MR2, 3, 4* or 5	36	10			GBG1415SS	D1125	
KW5023321								50					
K23319	23	33	19	32¾	18¾	1, 2, MR2, 3, 4* or 5	36	1			GBG1415SS	D1125	

All dimensions are in inches: L is length (left to right); W is width (front to back); D is bowl depth. To convert to millimeters, multiply by 25.4

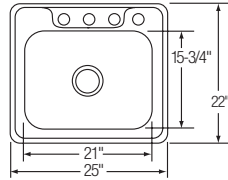
Good Quality Top Mount Sinks

KINGSFORD®

K125224DF



K125224DF

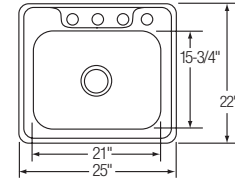


BOWL DEPTH: 6"

K12522



K12522

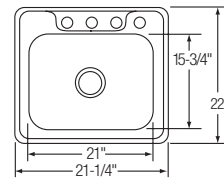


BOWL DEPTH: 6"

K12521



K12521



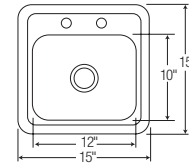
BOWL DEPTH: 6"

K11515

HOSPITALITY



K11515 (Shown)
K11516



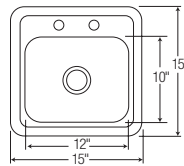
BOWL DEPTH: 5 1/8"

KP211515C

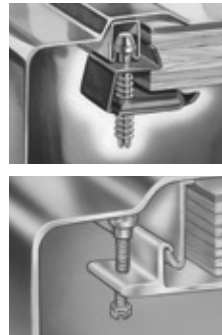
HOSPITALITY



KP211515C



BOWL DEPTH: 5 1/8"



Quick and Easy Installation

TWO TOP MOUNT INSTALLATION SYSTEMS

Dayton's standard U channel top mount installation system is available on all top mount sinks and requires no special tools. The compression clip engages the underside of countertop and secures the sink to the top of the counter surface. Alternate top mount J channel mounting system is available on the select models and is indicated with a "J". To order, add a "J" to the prefix: DSEJ, DDJ, DJ or KJ.

Model Number	Gauge	Overall Size		Cutout in Countertop 1 1/2" Radius Corners		Number of 1 1/2" Dia. Faucet Holes	Min. Cabinet Size	Master Pack	Optional Accessories (Kit accessories are marked as "Included")					Kit Faucet
		L	W	L	W				Cutting Board	Rinsing Basket	Bottom Grid	Drain	3 1/2" Drain	
K125224DF Kit	23	25	22	24 3/8	21 3/8	4*	30	1	CB1516			D1125 Included		LK2478CR Included
K12522	23	25	22	24 3/8	21 3/8	1, 2, MR2, 3, 4* or 5	30	1	CB1516		GBG2115SS	D1125		
KJ12522 ■								10						
KW1012522 ■								10						
KW1012522								50						
KW5012522 ■								50						
K12521	23	25	21 1/4	24 3/8	20 5/8	1, 2, MR2, 3, 4* or 5	30	1	CB1516		GBG2115SS	D1125		
KW1012521								10						
KW5012521								50						
K11516	23	15	15	14 3/8	14 3/8	1, 2* or 3	18	1	CB912			D1125		
KW1011516								10						
KW5011516								15						
KP211515C Kit	23	15	15	14 3/8	14 3/8	2*	18	1	CB912				2" Drain D5018A Included	LKA2475LF Included
K11515	23	15	15	14 3/8	14 3/8	1, 2* or 3	18	1	CB912				2" Drain D5018A	
KW1011515								10						
KW5011515								15						

Accessories

Cutting Boards

CB816



- CB816**
- Hardwood
 - Overall size: 8½" x 16¾" x ¾"
 - Fits bowl size: 7½" x 15¾"

CB912



- CB912**
- Hardwood
 - Overall size: 12⅞" x 10⅞" x 1"
 - Fits bowl size: 12" x 10"

CB1516



- CB1516**
- Hardwood
 - Overall size: 15" x 16¾" x ¾"
 - Fits select bowl size: 14" x 15¾", 21" x 15¾" and 28" x 15¾"

CB1713



- CB1713**
- Hardwood
 - Overall size: 13½" x 17" x 1"
 - Fits bowl size: 16" x 17½" and 16" x 22"

CB2213



- CB2213**
- Hardwood
 - Overall size: 21⅓¼" x 19¼" x ¾"
 - Fits bowl size: 21" x 18⅝"

CBR1316



- CBR1316**
- Reversible
 - Hardwood on one side with high impact polymer on the other
 - Overall size: 11¼" x 14½" x 1"
 - Fits bowl size: 13½" x 18"

CBS715



- CBS715**
- Hardwood
 - Includes 5" diameter stainless steel mesh removable strainer
 - Overall size: 8⅝" x 16⅓¼" x ¾"
 - Fits bowl size: 7½" x 15¾"

CBS1316



- CBS1316**
- Hardwood
 - Includes 5" diameter stainless steel mesh removable strainer
 - Overall size: 14½" x 17" x ¾"
 - Fits bowl size: 16" x 22"

LKCB1520LUHW & LKCB1520LTHW



- Hardwood
 - Non-slip feet
- LKCB1520LUHW** (Shown)
- Overall size: 12" x 20¾"
 - Fits undermount bowl size: 14½" x 18½" and 18" x 18½"
- LKCB1520LTHW**
- Overall size: 12" x 19¾"
 - Fits top mount bowl size: 14½" x 18½" and 18" x 18½"

Accessories

Rinsing Baskets



LKWERBSS



LKWERBSS

- Overall size: 12 $\frac{3}{8}$ " x 15 $\frac{3}{8}$ " (expandable to 24 $\frac{1}{2}$ " x 5 $\frac{1}{2}$ "
- Fits bowl size: 13 $\frac{1}{2}$ " x 15" to 20" x 18"

LKWRB12SS



LKWRB12SS

- Overall size: 11" diameter x 7"
- Fits bowl size: 12" diameter

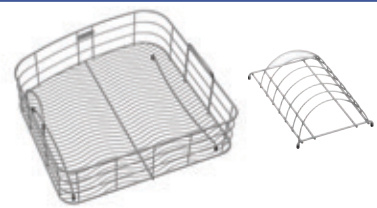
LKWRB1209SS



LKWRB1209SS

- Overall size: 11" x 8" x 7"
- Fits bowl size: 14" x 10"

LKWRB1819SS



LKWRB1819SS

- Includes removable dish rack
- Overall size: 17" x 17 $\frac{1}{2}$ "
- Fits bowl size: 18" x 18 $\frac{1}{2}$ "

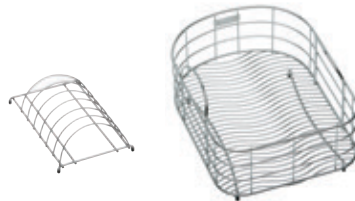
LKWUCSS



LKWUCSS

- Utensil caddy
- Fits all Elkay rinsing baskets
- Overall size: 5 $\frac{1}{8}$ " x 3 $\frac{1}{2}$ " x 4 $\frac{3}{8}$ "

LKWRB1115SS, LKWRB1617SS & LKWRB2118SS



- Includes removable dish rack

LKWRB1115SS (Shown)

- Overall size: 10 $\frac{1}{2}$ " x 14" x 7"
- Fits bowl size: 11 $\frac{1}{2}$ " x 15"

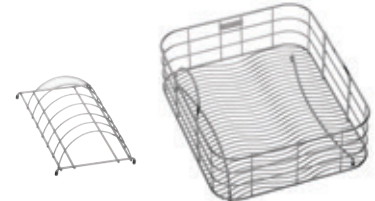
LKWRB1617SS

- Overall size: 14 $\frac{5}{8}$ " x 16 $\frac{1}{8}$ " x 7"
- Fits bowl size: 16" x 17 $\frac{1}{2}$ "

LKWRB2118SS

- Overall size: 19 $\frac{3}{8}$ " x 17 $\frac{1}{8}$ " x 7"
- Fits bowl size: 21" x 18 $\frac{3}{8}$ "

LKWRB1316SS, LKWRB1318SS, LKWRB21158SS & LKWRB2416SS



- Includes removable dish rack

LKWRB1316SS (Shown)

- Overall size: 12 $\frac{1}{2}$ " x 15" x 7"
- Fits bowl size: 14" x 15 $\frac{3}{4}$ "

LKWRB1318SS

- Overall size: 12-1 $\frac{1}{2}$ " x 17" x 7"
- Fits bowl size: 13 $\frac{1}{2}$ " x 18"

LKWRB2115SS

- Overall size: 20" x 14 $\frac{3}{4}$ " x 7"
- Fits bowl size: 21" x 15 $\frac{3}{4}$ "

LKWRB2416SS

- Overall size: 23" x 15"
- Fits bowl size: 24" x 16"

Accessories

Bottom Grids

GBG1415SS, GBG1318SS, GBG1414SS, GBG2115SS, GBG2416SS & GBG2816SS



- Nickel-bearing austenitic stainless steel
- Bright finish
- Gray feet

GBG1318SS

- Overall size: 10⁵/₁₆" x 15³/₁₆"
- Fits bowl size: 13¹/₂" x 18"

GBG1414SS

- Overall size: 11¹/₁₆" x 11¹/₁₆"
- Fits bowl size: 14" x 14"

GBG1415SS (Shown)

- Overall size: 10¹/₁₆" x 12⁷/₁₆"
- Fits bowl size: 14" x 15³/₄"

GBG2115SS

- Overall size: 17¹/₂" x 12¹/₄"
- Fits bowl size: 21" x 15³/₄"

GBG2416SS

- Overall size: 23" x 15"
- Fits bowl size: 24" x 16"

GBG2816SS

- Overall size: 25⁷/₁₆" x 13³/₈"
- Fits bowl size: 28" x 15³/₄"

GOBG1118SS



- Nickel-bearing austenitic stainless steel
- Bright finish
- Gray feet

GOBG1118SS

- Overall size: 9³/₄" x 16¹/₂"
- Fits bowl size: 11" x 17¹/₁₆"

GOBG1520LSS & GOBG1520RSS



- Nickel-bearing austenitic stainless steel
- Bright finish
- Gray feet

GOBG1520LSS

- Overall size: 13¹/₄" x 17¹/₁₆"
- Fits bowl size: 14¹/₂" x 18¹/₂"

GOBG1819SS

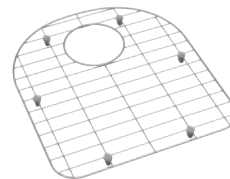


- Nickel-bearing austenitic stainless steel
- Bright finish
- Gray feet

GOBG1819SS

- Overall size: 16³/₄" x 17¹/₄"
- Fits bowl size: 18" x 18¹/₂"

GOBG1617SS, GOBG1115SS, GOBG1415SS, GOBG2115SS, GOBG2118SS & GOBG2816SS



- Nickel-bearing austenitic stainless steel
- Bright finish
- Gray feet
- For bowls with off-center drain opening

GOBG1115SS

- Overall size: 8⁷/₈" x 12⁷/₁₆"
- Fits bowl size: 11¹/₂" x 15"

GOBG1415SS

- Overall size: 12¹/₈" x 13¹⁵/₁₆"
- Fits bowl size: 14" x 15³/₄"

GOBG1617SS (Shown)

- Overall size: 13⁷/₁₆" x 15¹/₁₆"
- Fits bowl size: 16" x 17¹/₂"

GOBG2115SS


- Overall size: 19¹/₁₆" x 13³/₄"
- Fits bowl size: 21" x 15³/₄"

GOBG2118SS

- Overall size: 18¹/₄" x 16¹/₁₆"
- Fits bowl size: 21" x 18⁵/₈"

GOBG2816SS

- Overall size: 26¹/₈" x 13¹⁵/₁₆"
- Fits bowl size: 28" x 15³/₄"



Accessories

Waste Fittings

D1125 & D361125



D1125 (Shown)

- Stainless steel drain with removable basket strainer and rubber stopper
- Fits 3½" drain opening

D1125

- Single drain

D361125

- D1125 drain packaged 36 per master pack

D5018A



D5018A

- Stainless steel drain with removable basket strainer
- Fits 2" drain opening for hospitality sink

LK35L



LK35L

- Conical strainer basket with rubber seal
- 1½" O.D. x 4" tailpiece
- Type 304 stainless steel body, strainer basket with metal stem and 1½" chrome plated cast brass 90° elbow for GEGR and ADA models

Accessories

Installation Accessories

LK348



LK348

- Set of 12 screws and clamps for "J" channel installation sinks
- Designed to accommodate thicker countertops up to 2" thick

LK350



LK350

- Special head design to fit installation screws
- Extra long shank

LK363



LK363

- Set of 14 extra long screws and clips
- For top mount installation of U-channel models
- For countertops up to 1½" thick

LK364



LK364

- Set of 14 extra long screws
- For top mount installation of U-channel models
- For countertops up to 1½" thick

LK463



LK463

- 3 sets of 14 hex head screws, 28 hex nuts and 1 set of clips
- Top mount installation of U-channel models
- For countertops up to 2½" thick

LKUCIP8



LKUCIP8

- Set of 8 undermount clips
- Designed to attach undermount sinks to a solid surface countertop
- Single bowl sinks require a minimum of 1 package
- Double bowl sinks require a minimum of 2 packages
- Triple bowl sinks require a minimum of 3 packages

Accessories Faucets

LK6000CR & LK6000LS



LK6000CR (Shown)

Pull-down, 3-function spray, kitchen

- 1.5 gram flow regulator installed (2.2 gpm flow regulator also included with faucet)
- 360° spout rotation
- Functions: aerated, spray, pause
- 2½" maximum countertop thickness
- 1 or 3 hole installation
- Chrome (CR), Lustrous Steel (LS)
- LK320 matching soap/lotion dispenser

LK5000CR & LK5000LS



LK5000CR (Shown)

Pull-out, 2-function spray, kitchen

- 1.5 gram flow regulator installed (2.2 gpm flow regulator also included with faucet)
- 120° spout rotation
- 2½" maximum countertop thickness
- 1 or 3 hole installation
- Chrome (CR), Lustrous Steel (LS)
- LK320 matching soap/lotion dispenser

LK4000CR & LK4000LS



LK4000CR (Shown)

Pull-out, 2-function spray, kitchen

- 1.5 gram flow regulator installed (2.2 gpm flow regulator also included with faucet)
- 120° spout rotation
- 2½" maximum countertop thickness
- 1 or 3 hole installation
- Chrome (CR), Lustrous Steel (LS)
- LK315 matching soap/lotion dispenser

LK3001CR & LK3000CR



LK3001CR (Shown)

Remote handle, side spray, kitchen

LK3000CR: Single-lever without side spray

- 1.5 gram flow regulator installed (2.2 gpm flow regulator also included with faucet)
- 360° spout rotation
- 2½" maximum countertop thickness
- 3 hole installation (LK3001)
- 2 hole installation (LK3000)
- Chrome (CR)

LK1001CR & LK1000CR



LK1001CR (Shown)

Single-lever, side spray, kitchen

LK1000CR: Single-lever without side spray

- 1.5 gram flow regulator installed (2.2 gpm flow regulator also included with faucet)
- 360° spout rotation
- 2½" maximum countertop thickness
- 4 hole installation (LK1001)
- 3 hole installation (LK1000)
- Chrome (CR)

LK1501CR & LK1500CR



LK1501CR (Shown)

Post mount, single-lever, side spray, kitchen

LK1500CR: Single-lever without side spray

- 1.5 gram flow regulator installed (2.2 gpm flow regulator also included with faucet)
- 360° spout rotation
- 2½" maximum countertop thickness
- 2 hole installation (LK1501)
- 1 hole installation (LK1500)
- Chrome (CR)

LKA2475LF



Two-handle, bar/prep

- 7/8" maximum countertop thickness
- 2 hole installation on 4" centers
- Chrome (CR)

LK2477CR



Two-handle, bar/prep

- 1½" maximum countertop thickness
- 2 hole installation on 4" centers
- Chrome (CR)

LK2500CR



Flexible spout, 2-function spray, laundry

- 1.5 gram flow regulator installed (2.2 gpm flow regulator also included with faucet)
- Flexible spout for maximum clearance and adjustment
- 2½" maximum countertop thickness
- 1 hole installation
- Chrome (CR)



Accessories Soap/Lotion Dispensers

LK315CR & LK315LS



LK315CR (Shown)

- Chrome (CR), Lustrous Steel (LS)
- Overall height 2¾"
- Spout reach 3¼"

LK320CR, LK320AS & LK320LS



LK320CR (Shown)

- Antique Steel (AS), Chrome (CR), Lustrous Steel (LS)
- Overall height 4¾"
- Spout reach 3½"

DAYTON®

ELKAY®



Many Dayton sinks are listed by the International Association of Plumbing and Mechanical Officials as meeting the requirements of the Uniform Plumbing Code, the International Plumbing Code, the National Plumbing Code of Canada and relevant Canadian standard(s). For specific information, contact your Elkay representative.

Elkay

2222 Camden Court, Oak Brook, IL 60523 U.S.A.
Customer Service: (630) 572-3192

elkayusa.com

A copy of Dayton's Warranty is available upon request. In keeping with our policy of continuing product improvement, Elkay reserves the right to change product specifications without notice.

©2013 Elkay Manufacturing Company
Printed in U.S.A.
(06/13) F-4538