

Tempra® Tankless Electric Water Heater**Engineer/Architect:** _____ **Date:** _____**Job Name/Customer:** _____ **Phone:** _____**Location:** _____ **Date Required:** _____**Contractor:** _____ **Phone:** _____

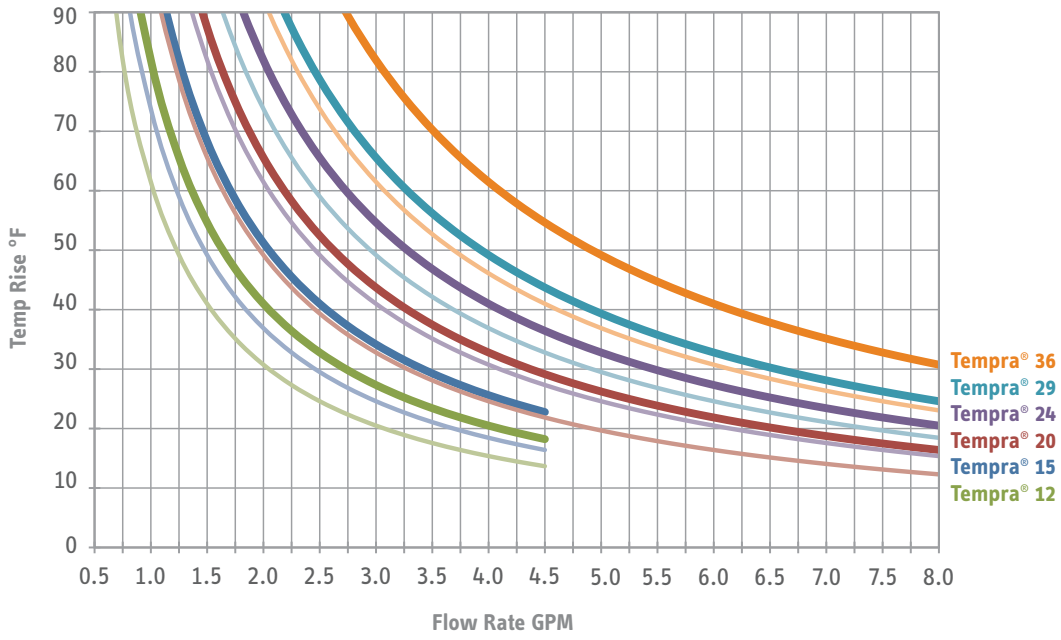
Water Heater Specifications	Item No.	Quantity	kW	Voltage	Amperage
Model # Tempra® _____	_____	_____	_____	_____	_____

Applications**Homes » Condos » Apartments****Various commercial uses****Specifications**

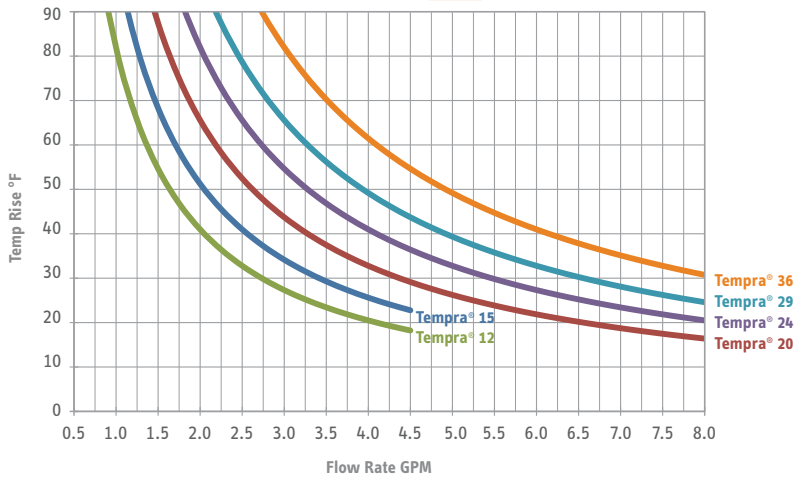
Model	Voltage	Phase	kW	Amps	Circuit Breaker	Wire Size	Temperature Rise °F (gpm = kW x 6.83 / Δt)			
							1.5 gpm	2.25 gpm	3.0 gpm	4.5 gpm
Tempra® 12/12 Plus	240 V	single	12	50	50	6 AWG	54	36	27	-
	208 V	single or unbalanced 3-phase	9	44	50	6 AWG	41	27	20	-
Tempra® 15/15 Plus	240 V	single	14.4	2 x 30	2 x 30	10 AWG	65	43	33	-
	208 V	single or unbalanced 3-phase	10.8	2 x 26	2 x 30	10 AWG	49	33	25	-
Tempra® 20/20 Plus	240 V	single	19.2	2 x 40	2 x 40	8 AWG	88	58	44	29
	208 V	single or unbalanced 3-phase	14.4	2 x 35	2 x 35	8 AWG	65	43	33	22
Tempra® 24/24 Plus	240 V	single	24	2 x 50	2 x 50	6 AWG	92	73	54	37
	208 V	single or unbalanced 3-phase	18	2 x 44	2 x 50	6 AWG	82	54	41	27
Tempra® 29/29 Plus	240 V	single	28.8	3 x 40	3 x 40	8 AWG	92	87	66	44
	208 V	single or balanced 3-phase	21.6	3 x 35	3 x 35	8 AWG	92	66	49	33
Tempra® 36/36 Plus	240 V	single	36	3 x 50	3 x 50	6 AWG	92	92	82	55
	208 V	single or balanced 3-phase	27	3 x 44	3 x 50	6 AWG	92	82	61	41
Tempra® Model		12 / 12 Plus	15 / 15 Plus	20 / 20 Plus	24 / 24 Plus	29 / 29 Plus	36 / 36 Plus			
Part number		223420 / 224196	223421 / 224197	223422 / 224198	223424 / 224199	232885 / 223425	232886 / 223426			
Weight (lbs / kg)		13.5 / 6.1	16.1 / 7.3	16.1 / 7.3	16.1 / 7.3	19.0 / 8.6	19.0 / 8.6			
Min. flow to activate (gpm / l/min)		0.37 / 1.4	0.50 / 1.9	0.50 / 1.9	0.50 / 1.9	0.77 / 2.9	0.77 / 2.9			
Operating Pressure		Min. 30 psi, Max. 150 psi								
Dimensions (in. / cm)		WIDTH 16 1/2" / 42.0 cm x HEIGHT 14 1/2" / 36.9 cm x DEPTH 4 3/8" / 11.7 cm								
Cover Material and Color		Gray Metal								

Flow Rate

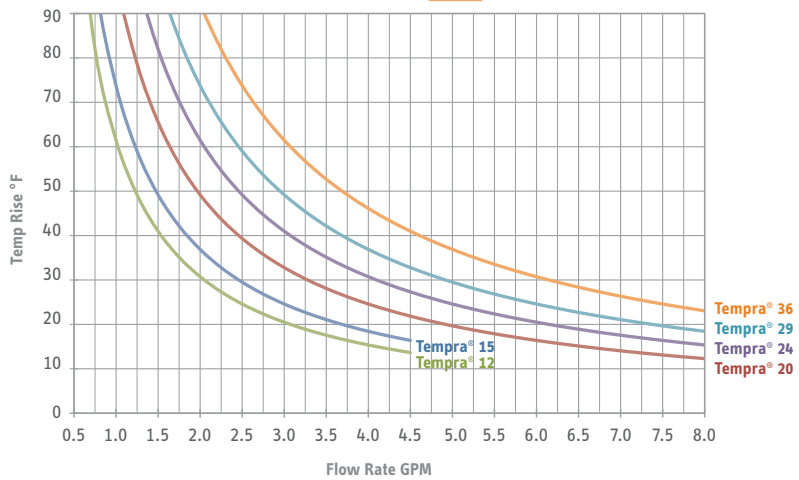
Temperature Rise vs. Flow Rate at 240 V and 208 V



Temperature Rise vs. Flow Rate at 240 V

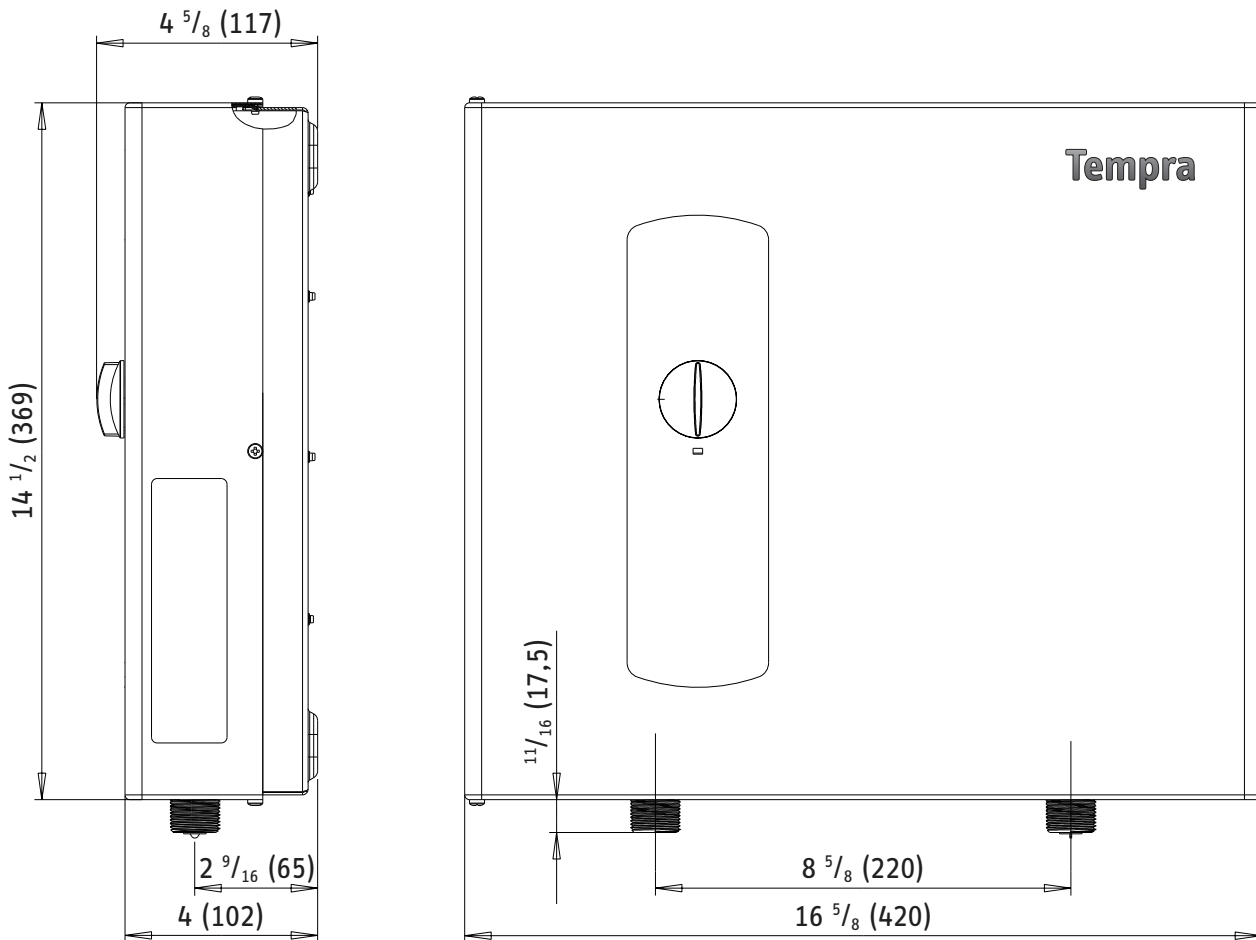


Temperature Rise vs. Flow Rate at 208 V



rev. 2017.5 Due to our continuous process of engineering and technological advancement, specifications may change without notice.

Dimensions



Conforms to ANSI/UL Std. 499

Certified to CAN/CSA E335-1 & E335-2-35

ISO 9001
CERTIFIED



Tested and certified
by WQA against NSF/
ANSI 372 for lead free
compliance.



Warranty

Additional terms and conditions apply. Please see complete warranty online for details.

Residential & commercial warranty: Subject to the terms and conditions set forth in this limited warranty, Stiebel Eltron, Inc. (the "Manufacturer") hereby warrants to the original purchaser (the "Owner") that each Tankless Electric Domestic Hot Water Heater (the "Heater") shall not (i) leak due to defects in the Manufacturer's materials or workmanship for a period of seven (7) years from the date of purchase or (ii) fail due to defects in the Manufacturer's materials or workmanship for a period of three (3) years from the date of purchase. As Owner's sole and exclusive remedy for breach of the above warranty, Manufacturer shall, at the Manufacturer's discretion, send replacement parts for local repair; retrieve the unit for factory repair, or replace the defective Heater with a replacement unit with comparable operating features. Manufacturer's maximum liability under all circumstances shall be limited to the Owner's purchase price for the Heater.