



TECK[®]
COMMERCIAL

Rigid/Swivel Optional Spouts

SPECIFYING PROCEDURE FOR OPTIONAL RIGID/SWIVEL SPOUTS:

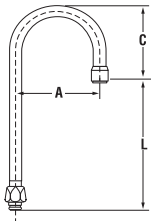
1. Select **BASE PRODUCT** with **Standard Gooseneck Spout**, and with spout outlet and handles required.
2. Select **Optional Rigid/Swivel Spout R OR LS-R** ("ADD-ON" Suffix Number)
3. Attach "ADD-ON" Suffix Number Spout selected to Base Product as a dash Suffix. (-R) or (-LS-R)

- EG: 1.** (1) **Base Product selected:** 23C644
 (2) **Optional Spout selected:** LS-R7
 (120° Limited swing, 9" bend gooseneck selected)
 (3) **End Product Number to Specify:** 23C644-LS-R7
- EG: 2.** (1) **Base Product selected:** 27T3924
 (2) **Optional Spout selected:** R7
 (9" gooseneck spout selected)
 (3) **End Product Number to Specify:** 27T3924-R7

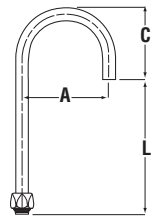
Note: Refer to BASE PRODUCT specification sheet for suffix availability.

Require a female aerator.

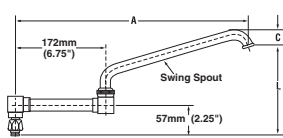
GROUP NO. 1
Regular Gooseneck



GROUP NO. 2
Smooth End-Flow Control in Base of Gooseneck Spout (Available on #7 outlets ONLY)



GROUP NO. 5
Double Joint



| SPOUT GROUP NUMBER | Rigid Swivel "ADD-ON" SUFFIX NUMBER | LIMITED SWING "ADD-ON" SUFFIX NUMBER Note 1 | RIGID/SWIVEL SPOUT DESCRIPTION | "A" | | "C" | | "L" | | Rigid Swivel RP Part Number ONLY | Limited Swing RP Part Number ONLY Note 1 |
|--------------------|-------------------------------------|---|--------------------------------|-----|------|-----|-----|-----|------|----------------------------------|--|
| | | | | mm | in. | mm | in. | mm | in. | | |
| 1 | R1 | — | Gooseneck Spout* | 89 | 3.5 | 51 | 2 | 173 | 6.8 | 063092A | N/A |
| | R2 | LS-R2 | Gooseneck Spout | 114 | 4.5 | 104 | 4.1 | 170 | 6.7 | 063087A | 063063A |
| | R3 | LS-R3 | Gooseneck Spout | 152 | 6 | 124 | 4.9 | 56 | 2.2 | 063093A | 063064A |
| | R4 | LS-R4 | Gooseneck Spout | 152 | 6 | 124 | 4.9 | 146 | 5.8 | 063088A | 063065A |
| | R5 | LS-R5 | Gooseneck Spout | 152 | 6 | 124 | 4.9 | 188 | 7.4 | 063089A | 063066A |
| | R6 | LS-R6 | Gooseneck Spout | 152 | 6 | 124 | 4.9 | 229 | 9 | 063090A | 063067A |
| | R7 | LS-R7 | Gooseneck Spout | 229 | 9 | 163 | 6.4 | 170 | 6.7 | 063091A | 063068A |
| | R8 | LS-R8 | Gooseneck Spout | 229 | 9 | 163 | 6.4 | 348 | 13.7 | 063094A | 063069A |
| | R35 | LS-R35 | Gooseneck Spout | 152 | 6 | 124 | 4.9 | 94 | 3.7 | 063122A | 063123A |
| 2 | R2 | LS-R2 | GN Spout w/Flow Cont. | 114 | 4.5 | 97 | 3.8 | 178 | 7 | 060878A | 063070A |
| | R3 | LS-R3 | GN Spout w/Flow Cont. | 152 | 6 | 117 | 4.6 | 64 | 2.5 | 060876A | 063071A |
| | R4 | LS-R4 | GN Spout w/Flow Cont. | 152 | 6 | 117 | 4.6 | 152 | 6 | 060872A | 063072A |
| | R5 | LS-R5 | GN Spout w/Flow Cont. | 152 | 6 | 117 | 4.6 | 196 | 7.7 | 060873A | 063073A |
| | R6 | LS-R6 | GN Spout w/Flow Cont. | 152 | 6 | 117 | 4.6 | 236 | 9.3 | 060874A | 063074A |
| | R7 | LS-R7 | GN Spout w/Flow Cont. | 229 | 9 | 155 | 6.1 | 178 | 7 | 060875A | 063075A |
| | R8 | LS-R8 | GN Spout w/Flow Cont. | 229 | 9 | 155 | 6.1 | 356 | 14 | 060877A | 063076A |
| | R35 | LS-R35 | GN Spout w/Flow Cont. | 152 | 6 | 117 | 4.6 | 102 | 4 | 060540A | 063077A |
| 5 | R16 | — | Double Joint Spout | 309 | 12.2 | 38 | 1.5 | 175 | 6.9 | 063015A** | N/A |
| | R17 | — | Double Joint Spout | 359 | 14.1 | 38 | 1.5 | 218 | 8.6 | 063015A** | N/A |
| | R18 | — | Double Joint Spout | 448 | 17.6 | 29 | 1.1 | 175 | 6.9 | 063015A** | N/A |

* R1 and the swing spouts portions of R16, R17 & R18 are brass tubular wall spouts. ALL other gooseneck spouts are made from .09 heavy wall seamless brass pipe.

** 063015A is the spout base ONLY. See DSP-S/S for the swing spout mail order part number.

Note: Measurements may vary ± 6mm (0.25")

Refer to www.specselect.com for individual models.