



# PVC & PP INSERT FITTINGS

FOR USE WITH POLYETHYLENE PIPE



## TECHNICAL INFORMATION WEIGHTS & DIMENSIONS



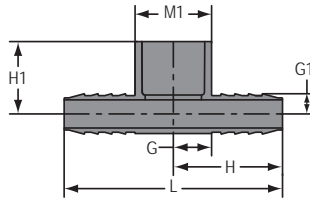
Visit our web site  
[www.spearsmfg.com](http://www.spearsmfg.com)



## PVC & PP INSERT FITTINGS FOR USE WITH POLYETHYLENE PIPE

### PVC REDUCING TEE

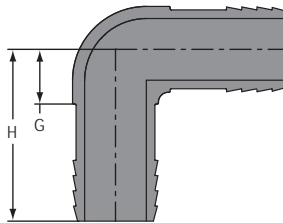
Insert x Insert x Socket



Part Number	Size	G	G1	H	H1	L	M1	Approx. Wt. (Lbs.)
1404-102	3/4x3/4x1	27/32	11/32	2-11/32	1-15/32	4-21/32	1-5/8	.09

### PVC 90° ELBOW

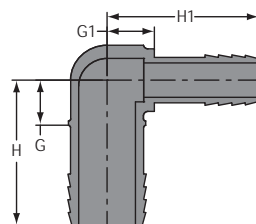
Insert x Insert



Part Number	Size	G	H	Approx. Wt. (Lbs.)
1406-005	1/2	7/16	1-15/16	.03
1406-007	3/4	17/32	2-1/32	.04
1406-010	1	11/16	2-3/16	.07
1406-012	1-1/4	7/8	2-7/16	.12
1406-015	1-1/2	1	2-3/4	.17
1406-020	2	1-11/32	3-19/32	.36
1406-025	2-1/2	1-9/16	3-3/4	.43

### PVC 90° REDUCING ELBOW

Insert x Insert



Part Number	Size	G	G1	H	H1	Approx. Wt. (Lbs.)
1406-101	3/4x1/2	21/32	9/16	2-5/32	2-1/16	.04
1406-131	1x3/4	3/4	5/8	2-1/4	2-1/8	.06
1406-168	1-1/4x1	23/32	21/32	2-1/4	2-1/4	.10
1406-212	1-1/2x1-1/4	15/16	3/4	2-11/16	2-9/32	.14
1406-251	2x1-1/2	1-1/4	31/32	3	2-23/32	.22