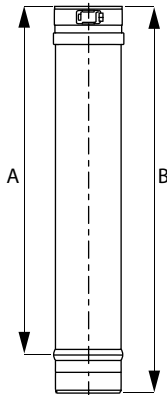


FASNSEAL - Single-Wall

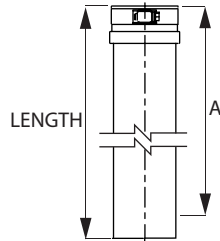
Vent Length



Use to vent category II, III and IV appliances.

SIZE	ORDER #	STOCK #	A	B	SIZE	ORDER #	STOCK #	A	B
3"	300001	FSVL603	4"	6"	10"	300052	FSVL1810	16"	18"
3"	300015	FSVL1203	10"	12"	10"	300067	FSVL2410	22"	24"
3"	300045	FSVL1803	16"	18"	10"	300082	FSVL3610	34"	36"
3"	300060	FSVL2403	22"	24"	12"	300009	FSVL612	4"	6"
3"	300075	FSVL3603	34"	36"	12"	300023	FSVL1212	10"	12"
3"	300090	FSVL6003	58"	60"	12"	300053	FSVL1812	16"	18"
4"	300002	FSVL604	4"	6"	12"	300068	FSVL2412	22"	24"
4"	300016	FSVL1204	10"	12"	12"	300083	FSVL3612	34"	36"
4"	300046	FSVL1804	16"	18"	14"	300010	FSVL614	4"	6"
4"	300061	FSVL2404	22"	24"	14"	300024	FSVL1214	10"	12"
4"	300076	FSVL3604	34"	36"	14"	300054	FSVL1814	16"	18"
4"	300091	FSVL6004	58"	60"	14"	300069	FSVL2414	22"	24"
5"	300003	FSVL605	4"	6"	14"	300084	FSVL3614	34"	36"
5"	300017	FSVL1205	10"	12"	16"	300011	FSVL616	4"	6"
5"	300047	FSVL1805	16"	18"	16"	300025	FSVL1216	10"	12"
5"	300062	FSVL2405	22"	24"	16"	300055	FSVL1816	16"	18"
5"	300077	FSVL3605	3"	36"	16"	300070	FSVL2416	22"	24"
6"	300004	FSVL606	4"	6"	16"	300085	FSVL3616	34"	36"
6"	300018	FSVL1206	10"	12"	18"	303905	FSVL618	4"	6"
6"	300048	FSVL1806	16"	18"	18"	303909	FSVL1218	10"	12"
6"	300063	FSVL2406	22"	24"	18"	303913	FSVL1818	16"	18"
6"	300078	FSVL3606	34"	36"	18"	303917	FSVL2418	22"	24"
7"	300005	FSVL607	4"	6"	18"	303921	FSVL3618	34"	36"
7"	300019	FSVL1207	10"	12"	20"	303906	FSVL620	4"	6"
7"	300049	FSVL1807	16"	18"	20"	303910	FSVL1220	10"	12"
7"	300064	FSVL2407	22"	24"	20"	303914	FSVL1820	16"	18"
7"	300079	FSVL3607	34"	36"	20"	303918	FSVL2420	22"	24"
8"	300006	FSVL608	4"	6"	20"	303922	FSVL3620	34"	36"
8"	300020	FSVL1208	10"	12"	22"	303907	FSVL622	4"	6"
8"	300050	FSVL1808	16"	18"	22"	303911	FSVL1222	10"	12"
8"	300065	FSVL2408	22"	24"	22"	303915	FSVL1822	16"	18"
8"	300080	FSVL3608	34"	36"	22"	303919	FSVL2422	22"	24"
9"	300007	FSVL609	4"	6"	22"	303923	FSVL3622	34"	36"
9"	300021	FSVL1209	10"	12"	24"	303908	FSVL624	4"	6"
9"	300051	FSVL1809	16"	18"	24"	303912	FSVL1224	10"	12"
9"	300066	FSVL2409	22"	24"	24"	303916	FSVL1824	16"	18"
9"	300081	FSVL3609	34"	36"	24"	303920	FSVL2424	22"	24"
10"	300008	FSVL610	4"	6"	24"	303924	FSVL3624	34"	36"
10"	300022	FSVL1210	10"	12"					

Adjustable Pipe



Use to add length to straight length of FasNSeal pipe. Adds 2"-14" of length. Requires at least 2" overlap for a secure connection.

SIZE	LENGTH	ORDER #	STOCK #	A	SIZE	LENGTH	ORDER #	STOCK #	A
3"	18"	300250	FSAVL3	2"-14"	10"	18"	300257	FSAVL10	2"-14"
3"	36"	300278	FSAVL36-3	2"-32"	10"	36"	303672	FSAVL36-10	2"-32"
4"	18"	300251	FSAVL4	2"-14"	12"	18"	300258	FSAVL12	2"-14"
4"	36"	300276	FSAVL36-4	2"-32"	12"	36"	303673	FSAVL36-12	2"-32"
5"	18"	300252	FSAVL5	2"-14"	14"	18"	300259	FSAVL14	2"-14"
5"	36"	303667	FSAVL36-5	2"-32"	14"	36"	303674	FSAVL36-14	2"-32"
6"	18"	300253	FSAVL6	2"-14"	16"	18"	300260	FSAVL16	2"-14"
6"	36"	303668	FSAVL36-6	2"-32"	16"	36"	303675	FSAVL36-16	2"-32"
7"	18"	300254	FSAVL7	2"-14"	18"	18"	303937	FSAVL18	2"-14"
7"	36"	303669	FSAVL36-7	2"-32"	20"	18"	303938	FSAVL20	2"-14"
8"	18"	300255	FSAVL8	2"-14"	22"	18"	303939	FSAVL22	2"-14"
8"	36"	303670	FSAVL36-8	2"-32"	24"	18"	303940	FSAVL24	2"-14"
9"	18"	300256	FSAVL9	2"-14"					
9"	36"	303671	FSAVL36-9	2"-32"					

FasNSeal Flex

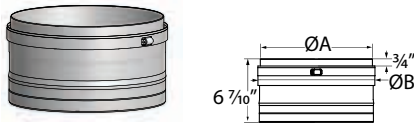


Use to vent Category II,III and IV gas burning appliances. Listed to UL 1738. Can only be used in or near vertical runs. Custom lengths are available for 3"-12" diameters. Minimum length of 10' for custom orders. Use with FasNSeal components only.

SIZE	20' FLEX	25' FLEX	30' FLEX	35' FLEX	100' FLEX	125' FLEX	200' FLEX	CUSTOM
3"	294500	294511	294522	294533	--	--	294544	294590
4"	294501	294512	294523	294534	--	--	294545	294591
5"	294502	294513	294524	294535	--	294546	--	294592
5 1/2"	294503	294514	294525	294536	294547	--	--	294593
6"	294504	294515	294526	294537	294548	--	--	294594
7"	294505	294516	294527	294538	294649	--	--	294595
8"	294506	294517	294528	294539	294642	--	--	294596

SIZE	CUSTOM
9"	294597
10"	294598
11"	294599
12"	294600

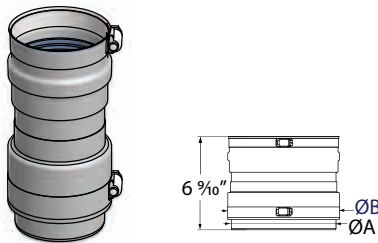
Male Flex Adapter



Use to connect FasNSeal rigid Vent Pipe to FasNSeal Flex at base of masonry chimney or bottom termination.

SIZE	ORDER #	STOCK #	A	B	SIZE	ORDER #	STOCK #	A	B
3"	FSA-3M-FNSM	304003	2 4/5"	3 1/3"	8"	FSA-8M-FNSM	304008	7 4/5"	8 1/3"
4"	FSA-4M-FNSM	304004	3 4/5"	4 1/3"	9"	FSA-9M-FNSM	304009	8 4/5"	9 1/3"
5"	FSA-5M-FNSM	304005	4 4/5"	5 1/3"	10"	FSA-10M-FNSM	304010	9 4/5"	10 1/3"
6"	FSA-6M-FNSM	304006	5 4/5"	6 1/3"	11"	FSA-11M-FNSM	304011	10 4/5"	11 1/3"
7"	FSA-7M-FNSM	304007	6 4/5"	7 1/3"	12"	FSA-12M-FNSM	304012	11 4/5"	12 1/3"

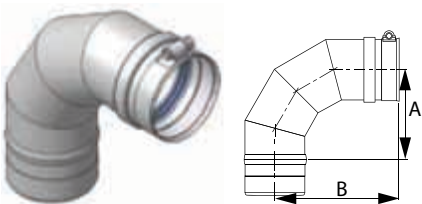
Female Flex Adapter



Use to connect FasNSeal rigid Vent Pipe to FasNSeal Flex.

SIZE	ORDER #	STOCK #	A	B	SIZE	ORDER #	STOCK #	A	B
3"	FSA-3F-FNSM	304103	2 4/5"	3 1/3"	8"	FSA-8F-FNSM	304108	7 4/5"	8 1/3"
4"	FSA-4F-FNSM	304104	3 4/5"	4 1/3"	9"	FSA-9F-FNSM	304109	8 4/5"	9 1/3"
5"	FSA-5F-FNSM	304105	4 4/5"	5 1/3"	10"	FSA-10F-FNSM	304110	9 4/5"	10 1/3"
6"	FSA-6F-FNSM	304106	5 4/5"	6 1/3"	11"	FSA-11F-FNSM	304111	10 4/5"	11 1/3"
7"	FSA-7F-FNSM	304107	6 4/5"	7 1/3"	12"	FSA-12F-FNSM	304112	11 4/5"	12 1/3"

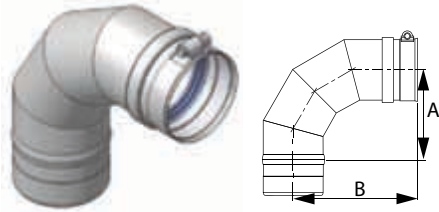
90° Elbow



Use to go from horizontal to vertical runs or vertical to horizontal runs. Use to turn vent 90°.

SIZE	ORDER #	STOCK #	A	B	SIZE	ORDER #	STOCK #	A	B
3"	300160	FSELB9003	3 9/10"	5 9/10"	12"	300168	FSELB9012	8 7/8"	10 7/8"
4"	300161	FSELB9004	4 7/8"	6 7/8"	14"	300169	FSELB9014	9 7/8"	11 7/8"
5"	300162	FSELB9005	4 9/10"	6 9/10"	16"	300170	FSELB9016	10 1/10"	12 7/8"
6"	300163	FSELB9006	5 7/8"	7 7/8"	18"	303929	FSELB9018	11 3/12"	13 4/11"
7"	300164	FSELB9007	5 9/10"	7 9/10"	20"	303930	FSELB9020	12 5/12"	14 4/11"
8"	300165	FSELB9008	6 7/8"	8 7/8"	22"	303931	FSELB9022	13 5/12"	15 4/11"
9"	300166	FSELB9009	6 9/10"	8 9/10"	24"	303932	FSELB9024	14 5/12"	16 4/11"
10"	300167	FSELB9010	6 7/8"	9 7/8"					

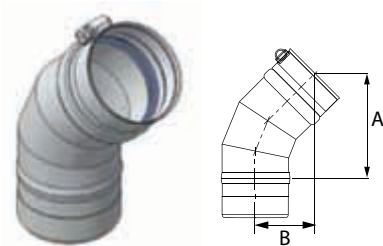
88° Elbow



Use to transition from a vertical to a horizontal run. Stabilizes a 2° pitch towards the condensate drain for good condensate management.

SIZE	ORDER #	STOCK #	A	B	SIZE	ORDER #	STOCK #	A	B
3"	303890	FSELB88803	3 9/10"	5 9/10"	12"	303898	FSELB88812	8 7/8"	10 7/8"
4"	303891	FSELB88804	4 7/8"	6 3/8"	14"	303899	FSELB88814	9 7/8"	11 3/8"
5"	303892	FSELB88805	4 9/10"	6 9/10"	16"	303900	FSELB88816	10 1/10"	12 3/8"
6"	303893	FSELB88806	5 3/8"	7 3/8"	18"	303901	FSELB88818	11 1/2"	13 4/11"
7"	303894	FSELB88807	5 9/10"	7 9/10"	20"	303902	FSELB88820	12 3/12"	14 4/11"
8"	303895	FSELB88808	6 3/8"	8 3/8"	22"	303903	FSELB88822	13 3/12"	15 4/11"
9"	303896	FSELB88809	6 9/10"	8 9/10"	24"	303904	FSELB88824	14 3/12"	16 4/11"
10"	303897	FSELB88810	6 3/8"	9 3/8"					

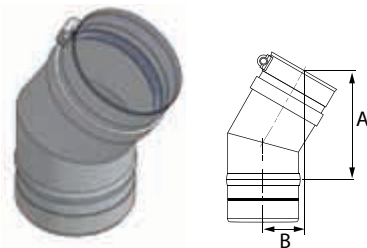
45° Elbow



Offsets obstructions as needed. Allows for better condensate management and less back pressure.

SIZE	ORDER #	STOCK #	A	B	SIZE	ORDER #	STOCK #	A	B
3"	300130	FSELB4503	5 1/8"	3"	12"	300138	FSELB4512	8 3/8"	4 3/10"
4"	300131	FSELB4504	5 3/8"	3 1/10"	14"	300139	FSELB4514	9 1/10"	4 7/10"
5"	300132	FSELB4505	6"	3 1/8"	16"	300140	FSELB4516	9 4/8"	4 9/10"
6"	300133	FSELB4506	6 3/10"	3 3/8"	18"	303925	FSELB4518	11 1/2"	7 7/10"
7"	300134	FSELB4507	6 7/10"	3 1/2"	20"	303926	FSELB4520	12 3/10"	8 1/8"
8"	300135	FSELB4508	7"	3 7/10"	22"	303927	FSELB4522	13 3/20"	8 7/10"
9"	300136	FSELB4509	7 3/8"	3 4/8"	24"	303928	FSELB4524	14"	9 1/8"
10"	300137	FSELB4510	7 7/10"	4"					

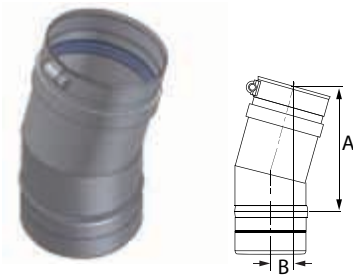
30° Elbow



Offsets obstructions as needed.

SIZE	ORDER #	STOCK #	A	B	SIZE	ORDER #	STOCK #	A	B
3"	300650	FSELB3003	4 9/10"	1 4/8"	9"	300656	FSELB3009	6 3/8"	2 1/8"
4"	300651	FSELB3004	5 1/8"	1 9/10"	10"	300657	FSELB3010	6 7/10"	2 3/10"
5"	300652	FSELB3005	5 3/8"	2"	12"	300658	FSELB3012	7 1/8"	2 3/8"
6"	300653	FSELB3006	5 7/10"	2"	14"	300659	FSELB3014	7 7/10"	2 3/8"
7"	300654	FSELB3007	5 9/10"	2 1/10"	16"	300660	FSELB3016	8 1/8"	2 7/10"
8"	300655	FSELB3008	6 1/10"	2 1/8"					

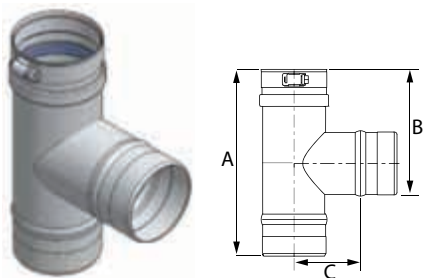
15° Elbow



Offsets obstructions as needed.

SIZE	ORDER #	STOCK #	A	B	SIZE	ORDER #	STOCK #	A	B
3"	300239	FSELB1503	4 9/10"	1 1/5"	9"	300245	FSELB1509	6 3/5"	2 1/5"
4"	300240	FSELB1504	5 1/5"	1 1/10"	10"	300246	FSELB1510	6 7/10"	2 3/10"
5"	300241	FSELB1505	5 3/5"	2"	12"	300247	FSELB1512	7 1/5"	2 3/5"
6"	300242	FSELB1506	5 7/10"	2"	14"	300248	FSELB1514	7 7/10"	2 3/5"
7"	300243	FSELB1507	5 9/10"	2 1/10"	16"	300249	FSELB1516	8 1/5"	2 7/10"
8"	300244	FSELB1508	6 1/10"	2 1/5"					

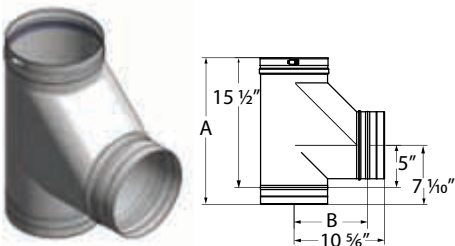
Standard Tee



Use for a 90° offset, to combine connections from two or more appliances into a common vent or as a condensate management point when used in conjunction with drain fitting. All Standard Tees are completely welded.

SIZE	ORDER #	STOCK #	A	B	C	SIZE	ORDER #	STOCK #	A	B	C
3"	300175	FST3	7"	4 1/2"	3"	12"	300183	FST12	16"	9"	7"
4"	300176	FST4	8"	5"	3 1/2"	14"	300184	FST14	20"	11"	8 1/2"
5"	300177	FST5	10"	6"	4"	16"	300185	FST16	22"	12"	9 1/2"
6"	300178	FST6	10"	6"	4 1/2"	18"	303933	FST18	22 7/8"	12 1/2"	11"
7"	300179	FST7	12"	7"	5"	20"	303934	FST20	24 7/8"	13 1/2"	12"
8"	300180	FST8	14"	8"	5 1/2"	22"	303935	FST22	26 7/8"	14 1/2"	13"
9"	300181	FST9	14"	8"	6"	24"	303936	FST24	28 7/8"	15 1/2"	14"
10"	300182	FST10	14"	8"	6 1/2"						

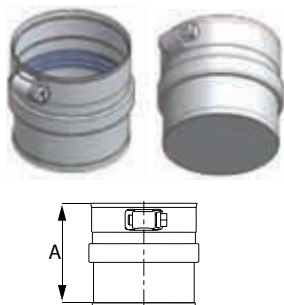
Boot Tee



Use to transition from horizontal to vertical with improved flue gas flow.

SIZE	ORDER #	STOCK #	A	B
5"	301030	FSBT5	12 1/2"	8"
6"	301031	FSBT6	13 1/2"	8 1/2"
7"	301032	FSBT7	14 1/2"	9"
8"	301033	FSBT8	15 1/2"	9 1/2"
9"	301034	FSBT9	16 1/2"	10"
10"	301035	FSBT10	17 1/2"	10 1/2"
12"	301036	FSBT12	19 1/2"	11 1/2"
14"	301037	FSBT14	21 1/2"	12 1/2"
16"	301038	FSBT16	23 1/2"	13 1/2"

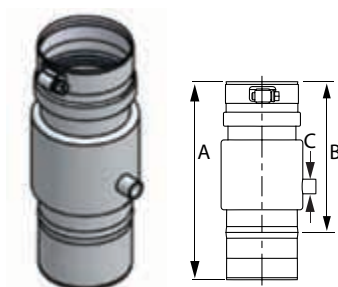
Tee Cap



Use to cap Standard Tee, Branch Tee or Boot Tee. Remove Tee Cap to inspect the system; clean out debris or collected condensate.

SIZE	ORDER #	STOCK #	A	SIZE	ORDER #	STOCK #	A
3"	300205	FSTC3	3"	12"	300213	FSTC12	3"
4"	300206	FSTC4	3"	14"	300214	FSTC14	3"
5"	300207	FSTC5	3"	16"	300215	FSTC16	3"
6"	300208	FSTC6	3"	18"	303941	FSTC18	3"
7"	300209	FSTC7	3"	20"	303942	FSTC20	3"
8"	300210	FSTC8	3"	22"	303943	FSTC22	3"
9"	300211	FSTC9	3"	24"	303944	FSTC24	3"
10"	300212	FSTC10	3"				

Universal Condensate Drain



Use to properly manage corrosive condensates common with high efficiency gas appliances. For best results, install close to the appliance. Can be used horizontally, vertically, or any angle in between.

SIZE	ORDER #	STOCK #	A	B	C
3"	300959	FSUCD3	8 3/5"	6 2/5"	5/8"
4"	300960	FSUCD4	8 3/5"	6 2/5"	5/8"
5"	300961	FSUCD5	8 3/5"	6 2/5"	5/8"
6"	300962	FSUCD6	8 3/5"	6 2/5"	5/8"
7"	300963	FSUCD7	8 3/5"	6 2/5"	5/8"
8"	300964	FSUCD8	8 3/5"	6 2/5"	5/8"
9"	300965	FSUCD9	8 3/5"	6 2/5"	5/8"
10"	300966	FSUCD10	8 3/5"	6 2/5"	5/8"
12"	300967	FSUCD12	8 3/5"	6 2/5"	5/8"
14"	300968	FSUCD14	8 3/5"	6 2/5"	5/8"
16"	300969	FSUCD16	8 3/5"	6 2/5"	5/8"

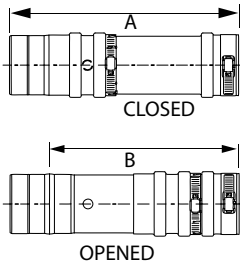
Drain Fitting



Use instead of Tee Cap to manage condensates at the bottom of a vertical run.

SIZE	ORDER #	STOCK #	A	B	SIZE	ORDER #	STOCK #	A	B
3"	300220	FSDF3	3"	5/8"	12"	300228	FSDF12	3"	5/8"
4"	300221	FSDF4	3"	5/8"	14"	300229	FSDF14	3"	5/8"
5"	300222	FSDF5	3"	5/8"	16"	300230	FSDF16	3"	5/8"
6"	300223	FSDF6	3"	5/8"	18"	303945	FSDF18	3"	5/8"
7"	300224	FSDF7	3"	5/8"	20"	303946	FSDF20	3"	5/8"
8"	300225	FSDF8	3"	5/8"	22"	303947	FSDF22	3"	5/8"
9"	300226	FSDF9	3"	5/8"	24"	303948	FSDF24	3"	5/8"
10"	300227	FSDF10	3"	5/8"					


Test Port



Use to test for proper appliance operation without penetrating the vent wall. Easy access to perform flue gas analysis.

SIZE	ORDER #	STOCK #	A	B
3"	300540	FSTP3	11 3/4"	9 3/4"
4"	300541	FSTP4	11 3/4"	9 3/4"
5"	300542	FSTP5	11 3/4"	9 3/4"
6"	300543	FSTP6	11 3/4"	9 3/4"
7"	300544	FSTP7	11 3/4"	9 3/4"
8"	300545	FSTP8	11 3/4"	9 3/4"
9"	300546	FSTP9	11 3/4"	9 3/4"
10"	300547	FSTP10	11 3/4"	9 3/4"
12"	300548	FSTP12	11 3/4"	9 3/4"
14"	300549	FSTP14	11 3/4"	9 3/4"
16"	300550	FSTP16	11 3/4"	9 3/4"

Universal Appliance Adapter w/ Test Port



Use to connect FasNSeal directly to an appliance. Built-in Test Port provides easy access to perform flue gas analysis.

SIZE	ORDER #	STOCK #	A
3"	303221	FSAAUTP3	9"
4"	303222	FSAAUTP4	9"
5"	303223	FSAAUTP5	9"
6"	303224	FSAAUTP6	9"
7"	303225	FSAAUTP7	9"
8"	303226	FSAAUTP8	9"
9"	303227	FSAAUTP9	9"
10"	303228	FSAAUTP10	9"
12"	303229	FSAAUTP12	9"
14"	303230	FSAAUTP14	9"
16"	303231	FSAAUTP16	9"

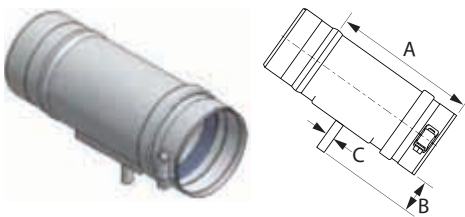
IPS Drain Fitting



Use to connect iron drain pipe to flow acidic condensates to a neutralization tank before disposal.

SIZE	ORDER #	STOCK #	SIZE	ORDER #	STOCK #
3"	303815	FSIPSDF03	12"	303823	FSIPSDF12
4"	303816	FSIPSDF04	14"	303824	FSIPSDF14
5"	303817	FSIPSDF05	16"	303825	FSIPSDF16
6"	303818	FSIPSDF06	18"	303945	FSIPSDF18
7"	303819	FSIPSDF07	20"	303946	FSIPSDF20
8"	303820	FSIPSDF08	22"	303947	FSIPSDF22
9"	303821	FSIPSDF09	24"	303948	FSIPSDF24
10"	303822	FSIPSDF10			

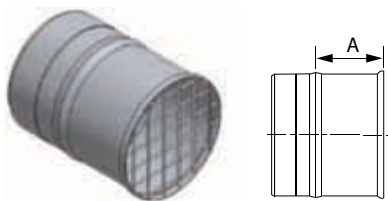
Horizontal Drip Tee



Use to manage condensate in horizontal runs.

SIZE	ORDER #	STOCK #	A	B	C
3"	300236	FSHDT3	6"	1 1/2"	3/8"
4"	300237	FSHDT4	6"	1 1/2"	3/8"

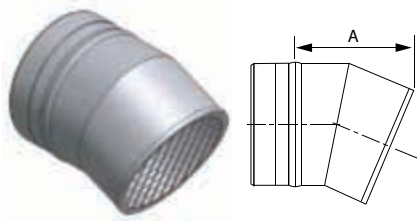
Bird Screen



Use for 3" and 4" standard through-the-wall terminations. Check installation instructions for restrictions on horizontal terminations, such as minimum distance from windows and doors.

SIZE	ORDER #	STOCK #	A
3"	300186	FSBS3	2"
4"	300187	FSBS4	2"

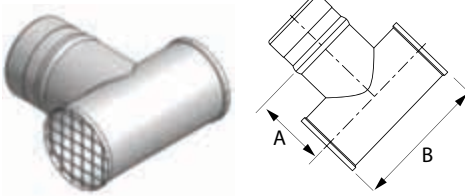
23° Bird Screen



Use for 5" to 16" through-the-wall termination. Deters rain and other elements from entering the vent system. Check installation instructions for restrictions on horizontal terminations, such as minimum distance from windows and doors.

SIZE	ORDER #	STOCK #	A
5"	300188	FSBS5	4 4/5"
6"	300189	FSBS6	5 3/5"
7"	300190	FSBS7	6 2/5"
8"	300191	FSBS8	7 1/10"
9"	300192	FSBS9	7 9/10"
10"	300193	FSBS10	8 7/10"
12"	300194	FSBS12	10 1/5"
14"	300195	FSBS14	11 7/10"
16"	300196	FSBS16	13 1/5"

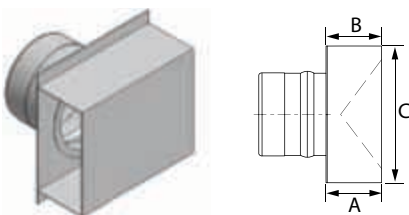
Termination Tee



Use for standard and high-wind through-the-wall terminations. Check installation instructions for restrictions on horizontal terminations, such as minimum distance from windows and doors.

SIZE	ORDER #	STOCK #	A	B
3"	300311	FSTT3	3"	6"
4"	300312	FSTT4	3 1/2"	7"
5"	300313	FSTT5	4"	8"
6"	300314	FSTT6	4 1/2"	9"

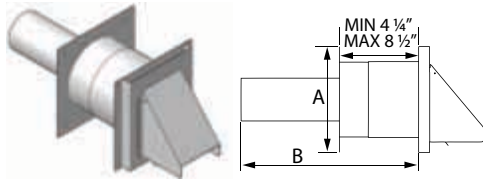
Termination Box



Use for horizontal through-the-wall terminations. Check installation instructions for restrictions on horizontal terminations, such as minimum distance from windows and doors.

SIZE	ORDER #	STOCK #	A	B	C
3"	300312	FSTT4	2 3/10"	2"	5"
4"	300501	FSTB4	2 3/10"	2"	6"

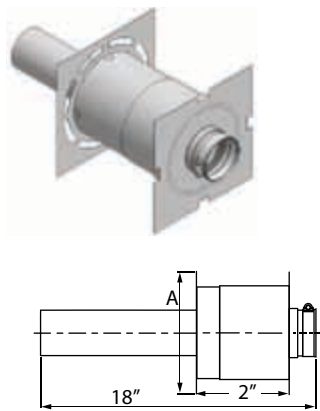
Wall Thimble w/Volumetric Damper



Use for horizontal through-the-wall terminations. Check installation instructions for restrictions on horizontal cap terminations, such as minimum distance from windows and doors. Accommodates wall thickness of 4 1/4" to 8 1/2".

SIZE	ORDER #	STOCK #	A	B
3"	300810	FSWTT3	9"	18"
4"	300811	FSWTT4	10"	18"

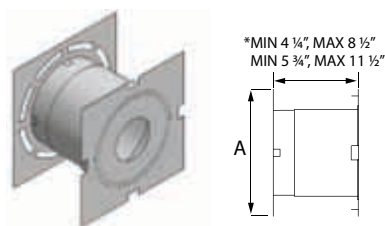
Wall Thimble w/AVL



Use for through-the-wall termination. Fits between standard wall studs. 3"-5" diameters accommodates wall thickness of 4 1/4" to 8 1/2". 6"-16" diameters accommodate wall thickness of 5 3/4" to 11 1/2". AVL pipe allows for adjustability in length variance.

SIZE	ORDER #	STOCK #	A
3"	300280	FSWT3	9"
4"	300281	FSWTT4	10"
5"	300282	FSWT5	11"
6"	300283	FSWT6	12"
7"	300284	FSWT7	13"
8"	300285	FSWT8	14"
9"	300286	FSWT9	15"
10"	300287	FSWT10	16"
12"	300289	FSWT12	18"
14"	300290	FSWT14	20"
16"	300291	FSWT16	22"

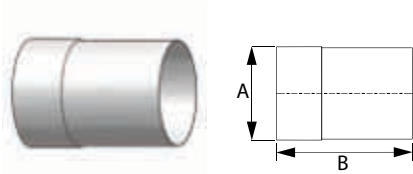
Wall Pass Through



Use for through-the-wall termination. Fits between standard wall studs. 3"-5" diameters accommodates wall thickness of 4 1/4" to 8 1/2". 6"-16" diameters accommodate wall thickness of 5 3/4" to 11 1/2".

SIZE	ORDER #	STOCK #	A	SIZE	ORDER #	STOCK #	A
3"	300600	FSWPT3	9"	9"	300606	FSWPT9	15"
4"	300601	FSWPT4	10"	10"	300607	FSWPT10	16"
5"	300602	FSWPT5	11"	12"	300608	FSWPT12	18"
6"	300603	FSWPT6	12"	14"	300609	FSWPT14	20"
7"	300604	FSWPT7	13"	16"	300610	FSWPT16	22"
8"	300605	FSWPT8	14"				

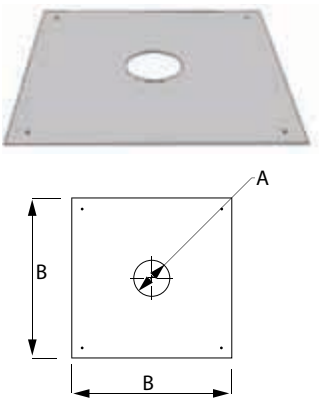
Wall Thimble Sleeve Extension



Use to add length to Wall Pass Through and Wall Thimble for thicker walls.

SIZE	ORDER #	STOCK #	A	B
3"	300839	FSWTE3	6"	9"
4"	300840	FSWTE4	7"	9"
5"	300841	FSWTE5	8"	9"
6"	300842	FSWTE6	9"	9"
7"	300843	FSWTE7	10"	9"
8"	300844	FSWTE8	11"	9"
9"	300845	FSWTE9	12"	9"
10"	300846	FSWTE10	13"	9"
12"	300847	FSWTE12	15"	9"
14"	300848	FSWTE14	17"	9"
16"	300849	FSWTE16	19"	9"

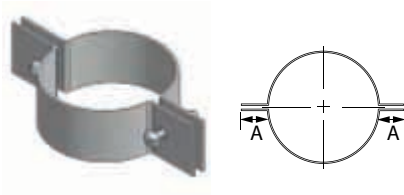
Firestop/Flat Flashing



Use when penetrating floor levels.

SIZE	ORDER #	STOCK #	A	B
3"	300295	FSFS3	3 3/5"	15"
4"	300296	FSFS4	4 3/5"	15"
5"	300297	FSFS5	5 3/5"	17"
6"	300298	FSFS6	6 3/5"	17"
7"	300299	FSFS7	7 3/5"	19"
8"	300300	FSFS8	8 3/5"	19"
9"	300301	FSFS9	9 3/5"	22"
10"	300302	FSFS10	10 2/5"	22"
11"	300480	FSFS11	11 3/5"	23
12"	300322	FSFS12	12 3/5"	24"
13"	300481	FSFS13	13 3/5"	25"
14"	300323	FSFS14	14 3/5"	26"
15"	300482	FSFS15	15 3/5"	27"
16"	300324	FSFS16	16 3/5"	28"
17"	300483	FSFS17	17 3/5"	29"

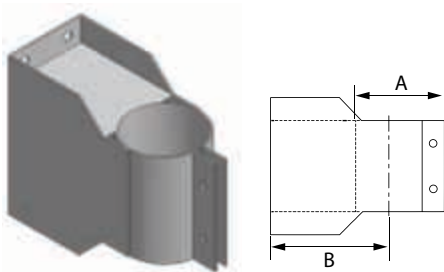
Support Clamp



Use to support vertical runs. Recommended every 10' in the vertical run. Use additional Support Clamps as needed.

SIZE	ORDER #	STOCK #	A	SIZE	ORDER #	STOCK #	A
3"	300360	FSCL3	1 1/2"	15"	300486	FSCL15	1 1/2"
4"	300361	FSCL4	1 1/2"	16"	300293	FSCL16	1 1/2"
5"	300362	FSCL5	1 1/2"	17"	300487	FSCL17	1 1/2"
6"	300363	FSCL6	1 1/2"	18"	304014	FSCL18	1 1/2"
7"	300364	FSCL7	1 1/2"	19"	304015	FSCL19	1 1/2"
8"	300365	FSCL8	1 1/2"	20"	304016	FSCL20	1 1/2"
9"	300366	FSCL9	1 1/2"	21"	304017	FSCL21	1 1/2"
10"	300367	FSCL10	1 1/2"	22"	304018	FSCL22	1 1/2"
11"	300484	FSCL11	1 1/2"	23"	304019	FSCL23	1 1/2"
12"	300368	FSCL12	1 1/2"	24"	304020	FSCL24	1 1/2"
13"	300485	FSCL13	1 1/2"	25"	304021	FSCL25	1 1/2"
14"	300369	FSCL14	1 1/2"				

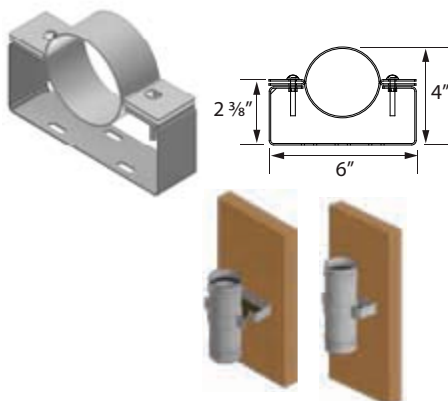
Wall Bracket



Use to support vent pipe or tee sections. Provides proper clearance to combustibles.

SIZE	ORDER #	STOCK #	A	B	SIZE	ORDER #	STOCK #	A	B
3"	300430	FSWB3	3"	3 1/2"	11"	300492	FSWB11	11"	7 1/2"
4"	300431	FSWB4	4"	4"	12"	300438	FSWB12	12"	8"
5"	300432	FSWB5	5"	4 1/2"	13"	300493	FSWB13	13"	8 1/2"
6"	300433	FSWB6	6"	5"	14"	300439	FSWB14	14"	9"
7"	300434	FSWB7	7"	5 1/2"	15"	300494	FSWB15	15"	9 1/2"
8"	300435	FSWB8	8"	6"	16"	300440	FSWB16	16"	10"
9"	300436	FSWB9	9"	6 1/2"	17"	300495	FSWB17	17"	10 1/2"
10"	300437	FSWB10	10"	7"					

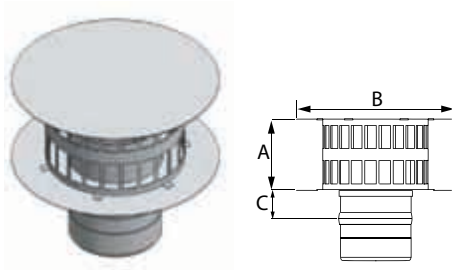
Adjustable Wall Bracket



Use to support vent pipe in lateral and horizontal runs. Assist in achieving proper pitch for condensate management.

SIZE	ORDER #	STOCK #
3"	303801	FAWB03
4"	303802	FAWB04

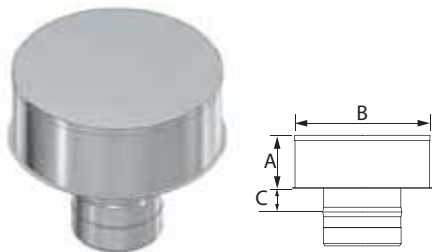
Rain Cap



Use to terminate above the roof line.

SIZE	ORDER #	STOCK #	A	B	C
3"	300325	FSRC3	3 1/2"	6 4/5"	1"
4"	300326	FSRC4	4 1/2"	8 9/10"	1"
5"	300327	FSRC5	5 4/5"	11 3/10"	1"
6"	300328	FSRC6	6 4/5"	13 1/2"	1"
7"	300329	FSRC7	7 4/5"	15 4/5"	1"
8"	300330	FSRC8	8 4/5"	18"	1"
9"	300331	FSRC9	10"	20 3/10"	1"
10"	300332	FSRC10	11"	22 1/2"	1"
12"	300333	FSRC12	13"	27"	1"
14"	300334	FSRC14	15"	31 1/2"	1"
16"	300335	FSRC16	17"	36"	1"

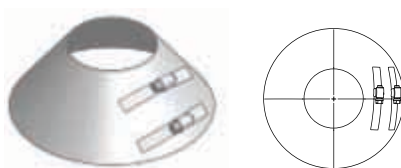
Severe Weather Rain Cap



Use where high winds and horizontal rain are present. For vertical termination only.

SIZE	ORDER #	STOCK #	A	B	C
4"	303964	FSSWRC04	4"	7 1/10"	1 4/5"

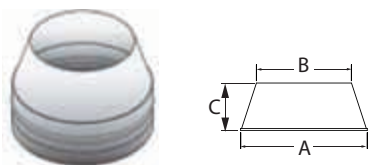
Storm Collar



Use to create a weather tight seal between the pipe and flashing.

SIZE	ORDER #	STOCK #	SIZE	ORDER #	STOCK #
3"	300944	FSC3	15"	300486	FSC15
4"	300945	FSC4	16"	300958	FSC16
5"	300946	FSC5	17"	300973	FSC17
6"	300947	FSC6	18"	303991	FSC18
7"	300948	FSC7	19"	303992	FSC19
8"	300949	FSC8	20"	303993	FSC20
9"	300950	FSC9	21"	303994	FSC21
10"	300952	FSC10	22"	303995	FSC22
11"	300970	FSC11	23"	303996	FSC23
12"	300954	FSC12	24"	303997	FSC24
13"	300971	FSC13	25"	303998	FSC25
14"	300956	FSC14			

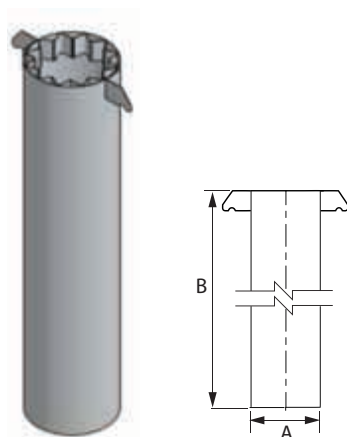
Termination Cone



Use for vertical termination. Creates static back pressure to adjust harmonics. Venturi effect increases velocity of flue gases. Reduced opening provides for a smaller cross section to deter rain from entering the system. Can be ordered in any size combination.

SIZE	ORDER #	STOCK #	A	B	C
4"-5"	303776	FSCN0504	4"	5"	6 3/5"
16"-14"	300623	FSCN0614	16"	14"	6 3/5"

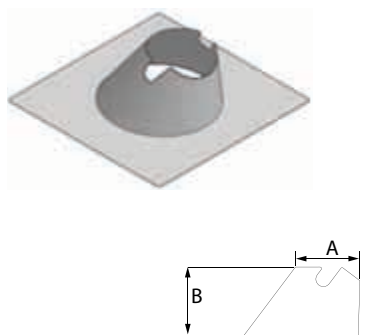
Roof Jack



Use as a heat shield within the flashing. Maintains center-line and clearance to combustibles.

SIZE	ORDER #	STOCK #	A	B
3"	300911	FSVRJ3	4"	18"
4"	300912	FSVRJ4	5"	18"
5"	300913	FSVRJ5	6"	18"
6"	300914	FSVRJ6	7"	18"
7"	300915	FSVRJ7	8"	18"
8"	300916	FSVRJ8	9"	18"
9"	300917	FSVRJ9	10"	18"
10"	300918	FSVRJ10	11"	18"
12"	300919	FSVRJ12	13"	18"
14"	300920	FSVRJ14	15"	18"
16"	300921	FSVRJ16	17"	18"

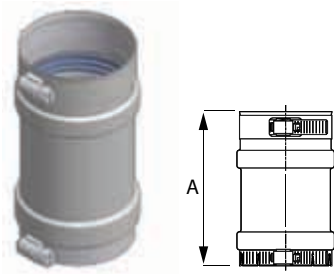
Variable Pitch Roof Flashing



Use to create a weather-tight penetration where the vent pipe passes through the roof. Roof Jack and Storm Collar required. Accommodates flat to 9/12 roof pitch.

SIZE	ORDER #	STOCK #	A	B
3"	300922	FSVPF3	5"	7"
4"	300923	FSVPF4	6"	7"
5"	300924	FSVPF5	7"	7"
6"	300925	FSVPF6	8"	7"
7"	300926	FSVPF7	9"	7"
8"	300927	FSVPF8	10"	7"
9"	300928	FSVPF9	11"	7"
10"	300929	FSVPF10	12"	7"
12"	300930	FSVPF12	14"	7"
14"	300931	FSVPF14	16"	7"
16"	300932	FSVPF16	18"	7"

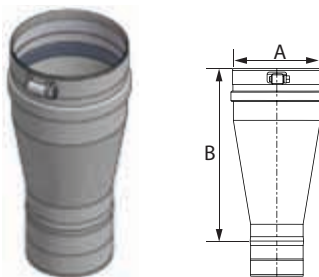
Universal Appliance Adapter



Use to connect FasNSeal Vent System to many gas-burning heating appliances.

SIZE	ORDER #	STOCK #	A
3"	300824	FSAAU3	5 3/10"
4"	300825	FSAAU4	5 3/10"
5"	300826	FSAAU5	5 3/10"
6"	300827	FSAAU6	5 3/10"
7"	300828	FSAAU7	5 3/10"
8"	300829	FSAAU8	5 3/10"
9"	300830	FSAAU9	5 3/10"
10"	300831	FSAAU10	5 3/10"
12"	300832	FSAAU12	5 3/10"
14"	300833	FSAAU14	5 3/10"
16"	300834	FSAAU16	5 3/10"

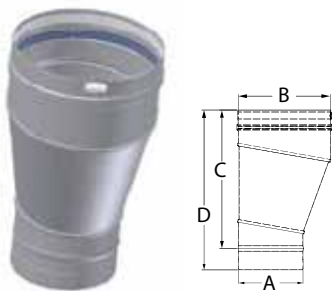
Tapered Increaser



Use to increase vent diameter. Creates a smooth transition for an undistruptive flow. Can be ordered to adjoin many size combinations.

SIZE	ORDER #	STOCK #	A	B
3"x4"	300700	FS0304TI	4"	6 9/10"
4"x5"	300710	FS0405TI	5"	6 9/10"

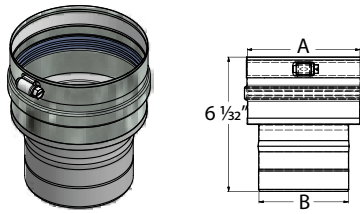
Eccentric Increaser



Use to transition to a larger diameter pipe. Adjusts the system center point to offset from obstructions. Aids in reducing formation of condensates. Can be ordered to adjoin many size combinations.

SIZE	ORDER #	STOCK #	A	B	C	D
6"x 8"	303738	FS0608EI	6"	8"	10 3/8"	12 3/8"
4"x 5"	303739	FS0405EI	4"	5"	7 3/25"	9 3/25"

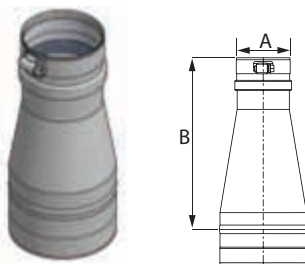
Stepped Increaser



Use to increase vent diameter when space constraints are an issue. Can be ordered to adjoin any size combination.

SIZE	ORDER #	STOCK #	A	B
3" x 4"	300382	FS34I	6"	3"
4" x 5"	300381	FS45I	5"	4"

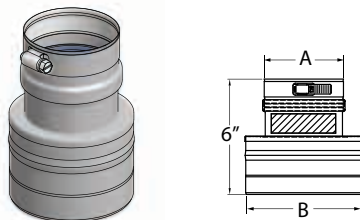
Tapered Reducer



Use to reduce vent diameter. Creates a smooth transition for an undistruptive flow. Can be ordered to adjoin many size combinations.

SIZE	ORDER #	STOCK #	A	B
4" x 3"	300809	FS0403TR	3"	6 9/10"
5" x 4"	300807	FS0504TR	4"	6 9/10"

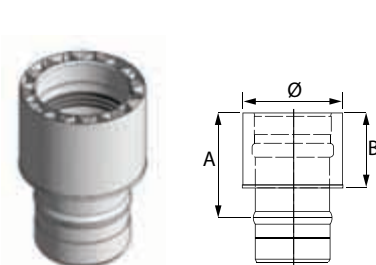
Stepped Reducer



Use to reduce vent diameter when space constraints are an issue. Can be ordered to adjoin any size combination.

SIZE	ORDER #	STOCK #	A	B
4" x 3"	300380	FS43R	3"	4"
5" x 4"	300455	FS54R	4"	5"

Double-Wall Adapter



Use to transition from a single-wall pipe to double-wall pipe.

SIZE	ORDER #	STOCK #	A	B
3"	100141	FSA-SWDW3	4"	3"
4"	100142	FSA-SWDW4	4"	3"
5"	100143	FSA-SWDW5	4"	3"
6"	100144	FSA-SWDW6	4"	3"
7"	100145	FSA-SWDW7	4"	3"
8"	100146	FSA-SWDW8	4"	3"
9"	100147	FSA-SWDW9	4"	3"
10"	100148	FSA-SWDW10	4"	3"
12"	100149	FSA-SWDW12	4"	3"
14"	100150	FSA-SWDW14	4"	3"
16"	100151	FSA-SWDW16	4"	3"

Standard Wall Mount Kit




Kit includes: Wall Thimble w/Termination, Adjustable 90° Elbow, and Universal Appliance Adapter.

Use to vent wall mounted boilers or tankless water heaters. Terminates through-the-wall only. Available in 3", 4" and 5" vent diameters. Adjust vertically from 16 1/2" to 21" and horizontally from 8" to 12 1/2". 3" compatible with most Bosch, Wai Wela and Paloma gas-burning appliances. 4" compatible with most A.O. Smith, Noritz, State, Takagi and Wai Wela gas-burning appliances. 5" compatible with Takagi TM-50 tankless.

SIZE	ORDER #	STOCK #
3"	300676	FSWMKB3
4"	300684	FSWMK4
5"	304000	FSWMK5

Severe Weather Kit

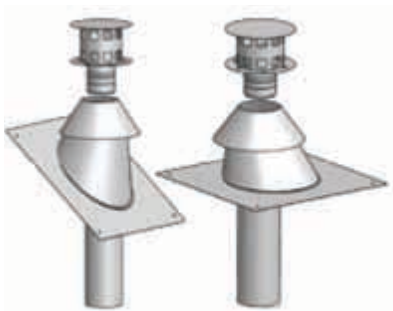


Kit includes: Wall Thimble w/Termination Tee, Adjustable 90° Elbow, and Universal Appliance Adapter w/Condensate Drain and Back Draft Preventer.

Use to vent wall mounted boilers or tankless water heaters. Use in areas of extreme wet and cold weather. Designed to prevent appliance freeze-up while maintaining an obstruction free exhaust. Available in 4" vent diameters, compatible with most 4" exhaust gas appliances. Add a 90° Elbow and Vent Length on the outside of the house to clear high snow lines.

SIZE	ORDER #	STOCK #
4"	303290	FSSWWMK4

Variable Pitch Flashing Kit

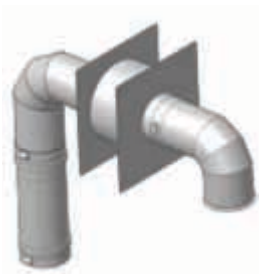


Kit includes: Rain Cap, Storm Collar, Roof Jack, and Roof Flashing. VPKA Kit includes a Universal Appliance Adapter w/Condensate Drain.

Use to terminate through-the-roof vent systems. Kit accommodates flat to 9/12 roof pitch.

SIZE	ORDER #	STOCK #	SIZE	ORDER #	STOCK #
3"	300661	FSVPK3	9"	300667	FSVPK9
4"	300662	FSVPK4	10"	300668	FSVPK10
5"	300663	FSVPK5	12"	300669	FSVPK12
6"	300664	FSVPK6	14"	300670	FSVPK14
7"	300665	FSVPK7	16"	300671	FSVPK16
8"	300666	FSVPK8			

90° Bird Screen Wall Mount Kit

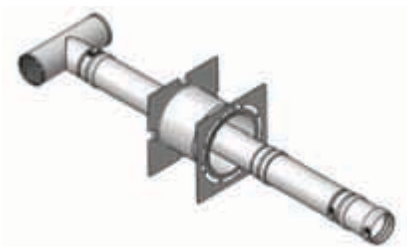


Kit includes: 90° Bird Screen Termination, Wall Thimble, Adjustable 90° Elbow, and Universal Appliance Adapter.

Use to vent wall mounted boilers or tankless water heaters. 3" kit adjusts vertically from 14 1/2" to 19" and horizontally from 9" to 13 1/2". 4" kit adjusts vertically from 14" to 18 1/2" and horizontally from 9" to 13 1/2". Compatible with all Rheem gas appliances. 3" kit requires a FSA-RI-4.2 Adapter.

SIZE	ORDER #	STOCK #
3"	303300	FSWMKEB3
4"	300864	FSWMKE4

Ceiling Mounted Heater Vent Kit




Kit includes Termination Tee, Wall Thimble w/Adjustable Vent Length, (2) 12" Vent Lengths, and Universal Appliance Adapter. *4" kit includes Universal Appliance Adapter with Condensate Drain.

Use to vent ceiling mounted heaters, through-the-wall termination only. Compatible with Modine ceiling heaters.

SIZE	ORDER #	STOCK #
3"	300682	FSCMK3
4"	301011	FSCMK4


Universal Concentric Kit



Use for through-the-wall termination with direct vent wall mounted gas appliances. Check installation instructions for restrictions on horizontal termination, such as minimum distance from windows and doors.

SIZE	ORDER #	STOCK #
4"	303238	FSEDVWMT04U


Wall Mount Concentric Kit



Use for through-the-wall termination with direct vent wall mounted gas appliances. Check installation instructions for restrictions on horizontal termination, such as minimum distance from windows and doors.

SIZE	ORDER #	STOCK #
4"	303360	FSDVWMT0403RH
4"	303352	FSDVWMT0403LH
4"	303260	FSDVWMT04RH
4"	303234	FSEDVWMT04LH

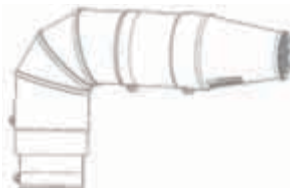
Remote Concentric Kit



Use for through-the-wall termination with direct vent gas appliances located away from the wall. Check installation instructions for restrictions on horizontal termination, such as minimum distance from windows and doors.

SIZE	ORDER #	STOCK #
4"	303259	FSDVWT04
4"	303350	FSDVWT0403

3"x 5" Sealed Combustion Appliance Concentric Wall Kit



Use for through-the-wall terminate of wall mounted direct vent gas appliances that have a 3" exhaust flue and 5" air in-take concentric exhaust flue.

SIZE	ORDER #	STOCK #
3" x 5"	450000	FSSCWMK35