



Freezeless Lawn Sprinkler Supply Wall Hydrant Model 32

The Woodford Lawn Sprinkler Supply is designed for irrigation purposes to be used as the supply valve for lawn sprinkler systems. This unit can also be used as a water supply for water features, decorative ponds, etc. It can be used in conjunction with any reduced pressure backflow preventer, double check, or pressure vacuum breaker that protects the system from backflow.

The Model 32 provides outside access to the water supply for start-up, winterizing, and servicing the lawn sprinkler system. Installation of the Model 32 reduces the time spent in scheduling service calls or multiple visits and does not require the contractor to enter the residence.

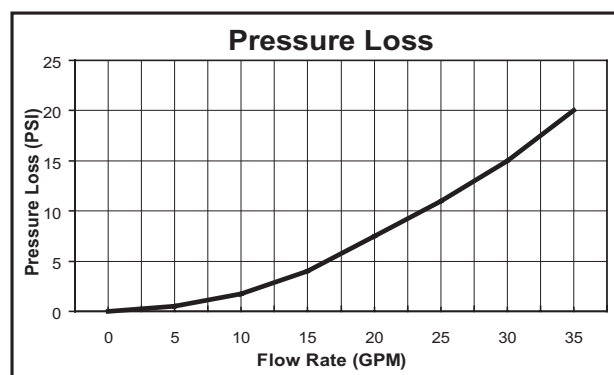
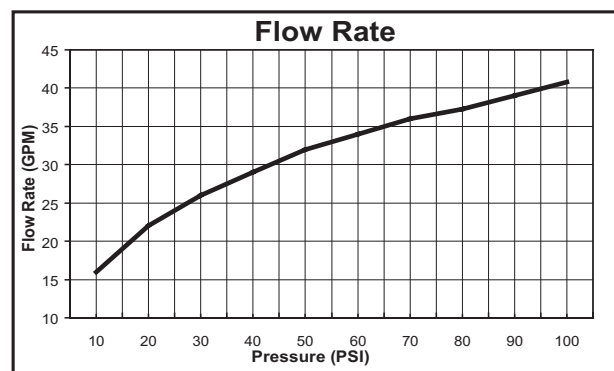

The Model 32 is key operated and utilizes a removable drain plug allowing the service contractor to winterize the system at anytime protecting the property owner's investment.

Two valve inlets are available: combination $\frac{3}{4}$ " FPT & 1" MPT or $\frac{3}{4}$ " copper sweat. Outlet fitting included: $\frac{3}{4}$ " NPT. To order both inlets add feature -1IN: $\frac{3}{4}$ " NPT & 1" NPT



FEATURES:

- IAPMO Listed
- Inlet And Pipe Casing Fits Through A 1- $\frac{7}{8}$ " Hole
- Head Casting Fits Flush Against Wall
- Provides Freezeless Lawn Sprinkler Supply System Shut-Off With Outside Access
- Allows For Convenient Scheduling By Servicing Contractors For Start-Up, Servicing, Or Winterization Of Lawn Sprinkler System Without Entering The Home
- Key Operated For Tamper Resistant Protection
- Rough Brass Exterior Finish
- Epdm Packing With Adjustable Packing Nut
- Hardened Stainless Steel Valve Stem
- Permanent Brass Valve Body With Large Hemispherical Seating Surface.
- Solid Brass Operating Rod
- 1" Galvanized Steel Pipe Casing
- Red Brass Castings
- 2 Inlet Options:
 - P Inlet: Combination $\frac{3}{4}$ " FPT & 1" MPT
 - C Inlet: $\frac{3}{4}$ " Copper Sweat Valve Body
- $\frac{3}{4}$ " Union Outlet Connection Provided
- Optional 1" NPT Union Outlet Connection add feature -1IN
- $\frac{1}{4}$ " NPT Socket Head Manual Drain Plug
- Max Pressure: 125 P.S.I.
- Max Temperature: 120° F



For Installation / Troubleshooting Instructions go to www.woodfordmfg.com or call 1-800-621-6032



When ordering, specify inlet and wall thickness.