


KWIK TITE WRENCH

Get a grip on the installation of angle stops with these two plumber designed tools.

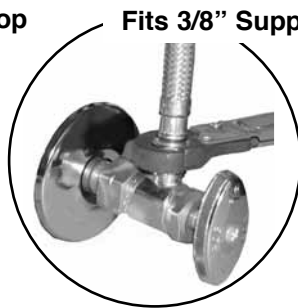
The larger forged steel socket “opens” to attach to an angle stop.
The smaller forged steel socket “opens” to attach to a 3/8” outlet supply nut.



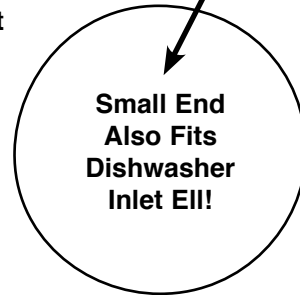
#4524 9” Length



Fits Angle Stop




Fits 3/8” Supply Nut



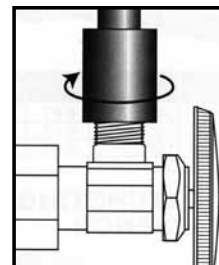
Small End
Also Fits
Dishwasher
Inlet EII!

Don't forget to use with the
ANGLE-ON WRENCH

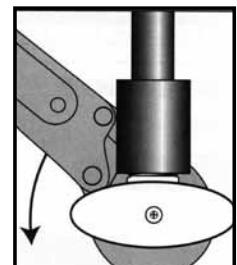
- Fits 3/8” or 1/2” MPT compression outlet threads on angle stops.
- Help protect special finishes. Nickel plated steel and precision machined.



#4525 6” Length



Remove outlet nut and screw on Angle-On



Angle-On acts as a lever for tightening compression angle stops.

PART NUMBER	DESCRIPTION
4524	Dual Kwik Tite Wrench ONLY
4525	Angle-On Wrench ONLY
4528	Dual Kwik Tite Wrench & Angle-On Wrench packaged together