

708 Aegean™ ADA

Elongated Front, SmartHeight, Vitreous China, One-Piece Toilet



Features

- SmartHeight™ (16-5/8" high bowl) for maximum comfort
- Includes a color-match SmartClose™ toilet seat
- 1.28 gpf / 4.86 lpf low water consumption
- Elongated front bowl
- High performance MagnaFlush™ flushing technology
- 3" flush valve
- Pilot operated anti-siphon fill valve
- 12" rough-in
- Side-mount, chrome-plated metal trip lever
- 2" glazed trapway
- The Mansfield limited lifetime warranty
- Available in white and standard colors: biscuit and bone







Elongated Front



Model 708
Includes toilet seat

Components





Model #	Description	Codes/Standards
708	Elongated front, SmartHeight™, high profile one-piece toilet. Includes toilet seat. Less supply. Specify color.	   
SB700	Elongated SmartClose™ toilet seat. Specify color.	

708 Aegean™ ADA

Elongated Front, SmartHeight, Vitreous China, One-Piece Toilet

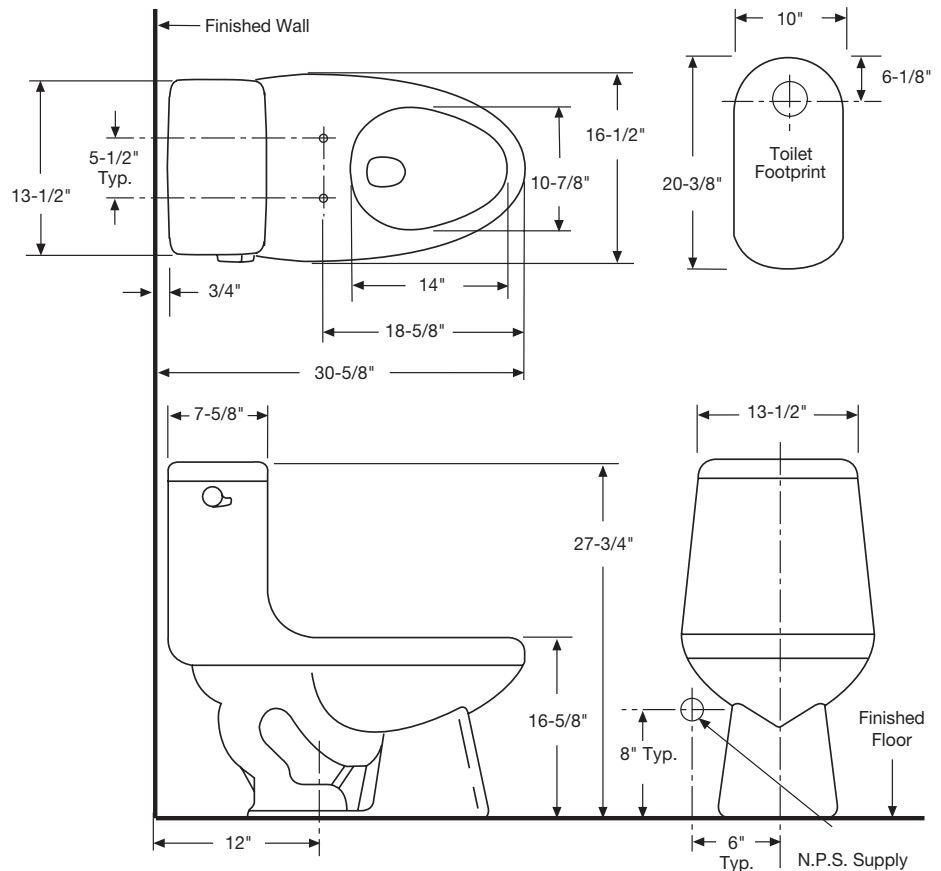


Specifications

Model #	Description	Codes/Standards
708	Elongated front (1.28 gpf / 4.86 lpf) one-piece toilet with SmartClose™ toilet seat	   

Specification	Description	Specification	Description
Material	Vitreous china	Trap Diameter	2"
Water Pressure Range	20 to 80 PSI	Trap Seal	2-1/8"
Flush System	3" flush valve - MagnaFlush™ flushing technology	Rough-in	12"
Water Usage	1.28 gpf / 4.86 lpf	Shipping Weight	95 lbs. (43.1 kg)
Water Surface	6-3/4" X 4-3/4"	Warranty	Vitreous china - Limited Lifetime Tank trim - Limited One Year
MaP Rating	600 grams		

Technical Information



See our complete line of acrylic and vitreous china bathroom fixtures, plastic tank trim and plumbing products.

These dimensions are nominal and subject to change without notice.

Fixture performance and specifications meet or exceed ASME A112.19.2-2008/CSA B45.1-08 standards, and other state and local codes.