

Schedule 80 CPVC Technical Information
Schedule 80 CPVC Fittings



ASTM STANDARD DIMENSIONS

**SCHEDULE 80 PIPE DIMENSIONS
ASTM D 1785**

Nominal Pipe Size In.	Mean Outside Diameter In.	O. D. Tolerance In.	Minimum Wall Thickness In.
1/8	0.405	± 0.004	0.095
1/4	0.540	± 0.004	0.119
3/8	0.675	± 0.004	0.126
1/2	0.840	± 0.004	0.147
3/4	1.050	± 0.004	0.154
1	1.315	± 0.005	0.179
1-1/4	1.660	± 0.005	0.191
1-1/2	1.900	± 0.006	0.200
2	2.375	± 0.006	0.218
2-1/2	2.875	± 0.007	0.276
3	3.500	± 0.008	0.300
4	4.500	± 0.009	0.337
5	5.563	± 0.010	0.375
6	6.625	± 0.011	0.432
8	8.625	± 0.015	0.500
10	10.750	± 0.015	0.593
12	12.750	± 0.015	0.687

**SCHEDULE 80 SOCKET DIMENSIONS
ASTM D 2467**

Nominal Size In.	Diameter			Socket Length Minimum C
	Entrance A	Bottom B	Tolerance A	
1/8	0.417	0.401	± 0.004	0.500
1/4	0.552	0.536	± 0.004	0.625
3/8	0.687	0.671	± 0.004	0.750
1/2	0.848	0.836	± 0.004	0.875
3/4	1.058	1.046	± 0.004	1.000
1	1.325	1.310	± 0.005	1.125
1-1/4	1.670	1.655	± 0.005	1.250
1-1/2	1.912	1.894	± 0.006	1.375
2	2.387	2.369	± 0.006	1.500
2-1/2	2.889	2.868	± 0.007	1.750
3	3.516	3.492	± 0.008	1.875
4	4.518	4.491	± 0.009	2.250
5	5.583	5.553	± 0.010	2.625
6	6.647	6.614	± 0.011	3.000
8	8.655	8.610	± 0.015	4.000
10	10.780	10.735	± 0.015	5.000
12	12.780	12.735	± 0.015	6.000
14	14.030	13.985	± 0.015	7.000

**AMERICAN NATIONAL STANDARD
TAPER PIPE THREADS (NPT) ANSI
B1 .20.1 ASTM F 1498**

Nominal Size In.	Threads Per Inch	Effective Thread Length L	Pitch Of Thread P
1/8	27	0.2639	0.03704
1/4	18	0.4018	0.05556
3/8	18	0.4078	0.05556
1/2	14	0.5337	0.07143
3/4	14	0.5457	0.07143
1	11-1/2	0.6828	0.08696
1-1/4	11-1/2	0.7068	0.08696
1-1/2	11-1/2	0.7235	0.08696
2	11-1/2	0.7565	0.08696
2-1/2	8	1.1375	0.12500
3	8	1.2000	0.12500
4	8	1.3000	0.12500
5	8	1.4063	0.12500
6	8	1.5125	0.12500
8	8	1.7125	0.12500

STANDARD COMPARISONS

SPEARS® IPS-to-Metric transition unions are listed by nominal size. The chart below compares nominal and actual* pipe O.D. for each size according to the designated standard.

JIS K6741 (mm)		DIN 8062 (mm)		ASTM D1785 (in.)		NPT—ANSI B1.20.1** Tapered Thread		BSP—BS21, DIN 2999, ISO 7/1 Thread	
Nominal	Actual*	O.D.	Actual*	Nominal	Actual*	Designation	Threads/in.	Designation	Threads/25.4mm
16	22	15	20	1/2	.840	1/2	14	1/2	14
20	26	20	25	3/4	1.050	3/4	14	3/4	14
25	32	25	32	1	1.315	1	11.5	1	11
30	38	38	40	1-1/4	1.660	1-1/4	11.5	1-1/4	11
40	48	40	50	1-1/2	1.900	1-1/2	11.5	1-1/2	11
50	60	50	63	2	2.375	2	11.5	2	11
75	89	80	90	3	3.500	3	8	3	11
100	114	100	110	4	4.500	4	8	4	11

*Specified dimension, certain tolerances apply

**NPT and BSP have different thread angles and not compatible.



Schedule 80 CPVC Technical Information

Schedule 80 CPVC Fittings

Injection Molded Dimensions References:

- G** = (LAYING LENGTH) intersection of center lines to bottom of socket/thread; 90° elbows, tees, crosses; ± 1/32 inch.
- H** = Intersection of center lines to face of fitting; 90° elbow tees, crosses; ± 1/32 inch.
- J** = Intersection of center lines to bottom of socket/thread; 45° elbows; ± 1/32 inch

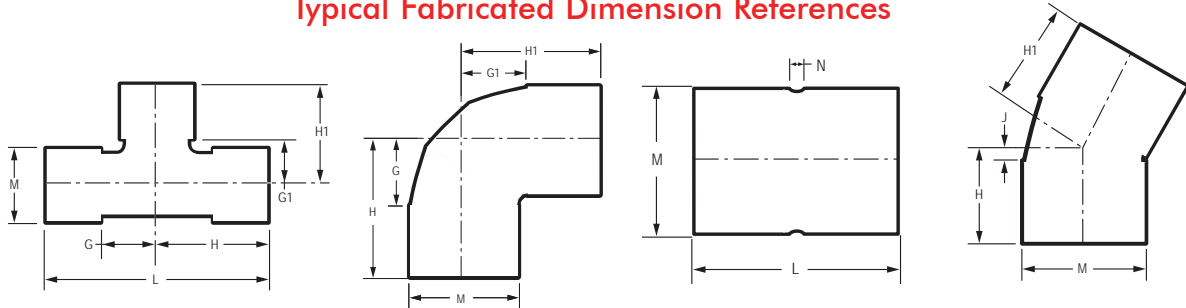
- L** = Overall length of fittings; ± 1/16 inch.
- H** = Outside diameter of socket/thread hub; ± 1/16 inch.
- N** = Socket bottom to socket bottom; couplings; ± 1/16 inch
- W** = Height of cap; ± 1/16 inch.

Fabricated Dimension References:

- G** = (LAYING LENGTH) intersection of center lines to bottom of socket/thread; 90° elbows, tees, crosses ± 1/4 inch; 14" & larger ± 1/2 inch.
- H** = Intersection of center lines to face of fitting; 90° elbows ± 1/4 inch, 14" & larger ± 3/4 inch; wyes ± 1/2 inch; tees, crosses ± 1/4 inch; 14" & larger ± 1/2 inch.
- J** = Intersection of center lines to bottom of socket/thread; 45° elbows; ± 1/4 inch; 14" & larger ± 1/2 inch.

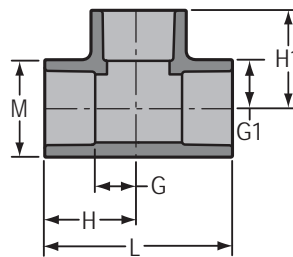
- L** = Overall length of fittings; ± 1/2 inch; 14" & larger ± 1 inch; wyes ± 1 inch.
- M** = Outside diameter of socket/thread hub; ± 1/4 inch.
- N** = Socket bottom to socket bottom; couplings; ± 1/2
- W** = Height of cap; ± 1/4 inch.

Typical Fabricated Dimension References



TEE

Socket x Socket x Socket



Part Number	Size	G	G1	H	H1	L	M	Approx. Wt. (Lbs.)
801-002C	1/4	5/16	5/16	31/32	31/32	1-15/16	27/32	.04
801-003C	3/8	15/32	15/32	1-1/4	1-1/4	2-1/2	31/32	.06
801-005C	1/2	19/32	19/32	1-15/32	1-15/32	2-15/16	1-3/16	.11
801-007C	3/4	21/32	21/32	1-11/16	1-11/16	3-13/32	1-13/32	.18
801-010C	1	27/32	27/32	2	2	3-31/32	1-23/32	.29
801-012C	1-1/4	1-1/32	1-1/32	2-9/32	2-9/32	4-19/32	2-3/32	.40
801-015C	1-1/2	1-3/16	1-3/16	2-9/32	2-9/32	5-1/8	2-3/8	.57
801-020C	2	1-7/16	1-7/16	2-15/16	2-15/16	5-7/8	2-7/8	.85
801-025C	2-1/2	1-23/32	1-23/32	3-1/2	3-1/2	7	3-15/32	1.62
801-030C	3	2-1/16	2-1/16	3-31/32	3-31/32	7-15/16	4-5/32	2.53
801-040C	4	2-1/2	2-1/2	4-3/4	4-3/4	9-1/2	5-1/4	3.72

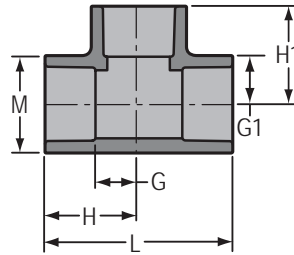
Schedule 80 CPVC Technical Information
Schedule 80 CPVC Fittings



TEE

Socket x Socket x Socket

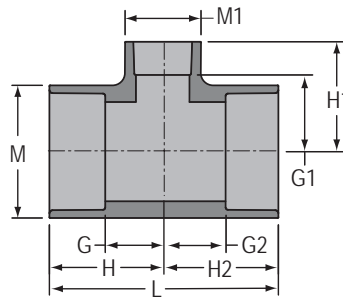
(continued)



Part Number	Size	G	G1	H	H1	L	M	Approx. Wt. (Lbs.)
801-050C	5	3-1/8	3-1/8	5-25/32	5-25/32	11-5/8	6-13/32	6.47
801-050CF	5	5-1/2	5-1/2	8-1/2	8-1/2	17	6-5/16	18.38
801-060C	6	4-1/32	4-1/32	7-3/32	7-3/32	14-5/32	7-19/32	12.19
801-080C	8	4-13/16	4-13/16	8-7/8	8-7/8	17-3/4	9-23/32	21.53
801-080CF	8	7-5/8	7-5/8	11-7/8	11-7/8	23-3/4	9-5/8	30.91
801-100C	10	5-3/4	5-3/4	10-13/16	10-13/16	21-5/8	11-19/32	40.50
801-100CF	10	9	9	14-1/4	14-1/4	28-1/2	11-15/16	51.41
801-120C	12	6-15/16	6-15/16	12-15/16	12-15/16	25-7/8	14-1/4	62.00
801-120CF	12	11-1/4	11-1/4	17-1/2	17-1/2	35	14-1/8	83.37
801-140C	14	7-1/32	7-1/32	14-7/32	14-1/32	28-7/16	15-21/32	70.48
801-140CF	14	12-1/4	12-1/4	19-1/4	19-1/4	38-1/2	15-1/2	108.34
801-160CF	16	13	13	21	21	42	17-11/16	144.86
801-180CF	18	13-3/4	13-3/4	22-3/4	22-3/4	45-1/2	19-7/8	198.00
801-200CF	20	16-3/8	16-3/8	26-3/8	26-3/8	52-3/4	22-1/16	249.75
801-240CF	24	20-1/4	20-1/4	32-1/4	32-1/4	64-1/2	26-7/16	460.00

REDUCING TEE

Socket x Socket x Socket



Part Number	Size	G	G1	G2	H	H1	H2	L	M	M1	Approx. Wt. (Lbs.)
801-101C	3/4x3/4x1/2	19/32	23/32	19/32	1-19/32	1-19/32	1-19/32	3-3/16	1-13/32	1-3/16	.15
801-130C	1x1x1/2	19/32	7/8	19/32	1-23/32	1-3/4	1-23/32	3-7/16	1-3/4	1-3/16	.21
801-131C	1x1x3/4	11/16	27/32	11/16	1-27/32	1-27/32	1-27/32	3-21/32	1-3/4	1-13/32	.24
801-158C	1-1/4x1x1	13/32	15/16	13/32	2-1/8	1-31/32	1-15/16	4	2-1/16	1-11/16	.34
801-159C	1-1/4x1x1-1/4	15/16	1-1/32	7/8	2-3/16	2-5/32	2-1/8	4-5/16	2-1/16	2-1/16	.41
801-166C ¹	1-1/4x1-1/4x1/2	7/8	1-13/32	7/8	2-3/32	2-3/8	2-3/32	4-7/32	2-1/8	1-3/4	.43
801-167C	1-1/4x1-1/4x3/4	5/8	31/32	5/8	1-15/16	1-31/32	1-15/16	3-7/8	2-1/8	1-13/32	.30
801-168C	1-1/4x1-1/4x1	27/32	1-1/32	27/32	2-3/32	2-5/32	2-3/32	4-7/32	2-3/32	1-3/4	.36

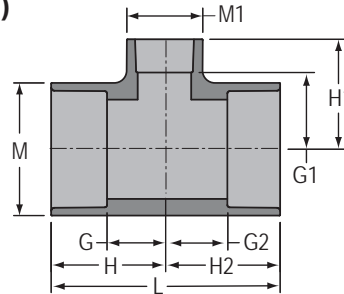
¹ Outlet sized with bushing



Schedule 80 CPVC Technical Information
Schedule 80 CPVC Fittings

REDUCING TEE
 Socket x Socket x Socket

(continued)



Part Number	Size	G	G1	G2	H	H1	H2	L	M	M1	Approx. Wt. (Lbs.)
801-202C	1-1/2x1-1/4x1	7/8	1-7/32	7/8	2-1/4	2-11/32	2-1/4	4-1/2	2-7/16	1-13/16	.42
801-209C	1-1/2x1-1/2x1/2	9/16	1-1/16	9/16	1-31/32	1-15/16	1-31/32	3-15/16	2-3/8	1-3/16	.36
801-210C	1-1/2x1-1/2x3/4	11/16	1-1/32	11/16	2-1/16	2-1/32	2-1/16	4-5/32	2-11/32	1-13/32	.39
801-211C	1-1/2x1-1/2x1	27/32	1-5/32	27/32	2-15/32	2-5/16	2-15/32	4-15/16	2-11/32	1-3/4	.43
801-212C	1-1/2x1-1/2x1-1/4	1-3/16	1-3/16	1-3/16	2-9/16	2-7/16	2-9/16	5-1/8	2-3/8	2-1/8	.57
801-247C	2x2x1/2	9/16	1-13/32	9/16	2-3/32	2-9/32	2-3/32	4-3/16	2-7/8	1-5/32	.46
801-248C	2x2x3/4	11/16	1-13/32	11/16	2-3/16	2-13/32	2-3/16	4-3/8	2-27/32	1-13/32	.52
801-249C	2x2x1	27/32	1-7/16	27/32	2-3/8	2-9/16	2-3/8	4-3/4	2-7/8	1-3/4	.59
801-250C	2x2x1-1/4	31/32	1-11/32	31/32	2-17/32	2-19/32	2-17/32	5-3/32	2-7/8	2-1/8	.64
801-251C	2x2x1-1/2	1-5/32	1-7/16	1-5/32	2-11/16	2-13/32	2-11/16	5-3/8	2-7/8	2-13/32	.80
801-254C ¹	2x2x4	3-11/16	2-15/32	3-11/16	5-3/16	4-23/32	5-3/16	10-11/32	5-1/4	5-1/4	5.54
801-287C	2-1/2x2-1/2x1/2	19/32	1-19/32	19/32	2-3/8	2-15/32	2-3/8	4-23/32	3-1/2	1-3/16	.78
801-288C	2-1/2x2-1/2x3/4	21/32	1-1/2	21/32	2-7/16	2-17/32	2-7/16	4-27/32	3-17/32	1-13/32	.83
801-289C	2-1/2x2-1/2x1	27/32	1-23/32	27/32	2-5/8	2-27/32	2-5/8	5-1/4	3-17/32	1-23/32	1.02
801-290C	2-1/2x2-1/2x1-1/4	1-1/16	1-23/32	1-1/16	2-27/32	2-31/32	2-27/32	5-11/16	3-9/16	2-3/32	1.16
801-291C	2-1/2x2-1/2x1-1/2	1-5/32	1-23/32	1-5/32	2-31/32	3-1/8	2-31/32	5-29/32	3-9/16	2-3/8	1.28
801-292C	2-1/2x2-1/2x2	1-13/32	1-5/8	1-13/32	3-3/16	3-1/8	3-3/16	6-3/8	3-1/2	2-7/8	1.37
801-333C ¹	3x3x1/2	1-7/16	2-7/8	1-7/16	3-5/16	3-3/4	3-5/16	6-5/8	4-3/16	2-7/8	2.07
801-334C ¹	3x3x3/4	1-7/16	2-11/16	1-7/16	3-5/16	3-11/16	3-5/16	6-5/8	4-3/16	2-7/8	2.05
801-335C	3x3x1	27/32	1-31/32	27/32	2-3/4	3-3/32	2-3/4	5-15/32	4-7/32	1-23/32	1.29
801-336C ¹	3x3x1-1/4	1-5/8	1-15/16	1-5/8	3-5/16	3-5/8	3-5/16	6-5/8	4-3/16	2-7/8	1.97
801-337C	3x3x1-1/2	1-5/32	2-1/16	1-5/32	3-1/16	3-7/16	3-1/16	6-1/8	4-3/16	2-3/8	1.49
801-338C	3x3x2	1-7/16	1-13/16	1-7/16	3-5/16	3-5/16	3-5/16	6-5/8	4-7/32	2-7/8	1.69
801-339C	3x3x2-1/2	1-3/4	1-31/32	1-3/4	3-5/8	3-11/16	3-5/8	7-1/4	4-3/16	3-17/32	2.11
801-415C ¹	4x4x1/2	1-7/16	3-17/32	1-7/16	3-11/16	4-13/32	3-11/16	7-11/32	5-1/4	2-7/8	2.72
801-417C	4x4x1	27/32	2-19/32	27/32	3-1/8	3-23/32	3-1/8	6-1/4	5-1/4	1-34	2.91
801-418C ¹	4x4x1-1/4	1-1/8	2-31/32	1-1/8	3-13/32	4-7/32	3-13/32	6-25/32	5-1/4	2-3/8	2.63
801-419C	4x4x1-1/2	1-1/8	2-9/16	1-1/8	3-3/8	3-15/16	3-3/8	6-3/4	5-1/4	2-3/8	2.17
801-420C	4x4x2	1-7/16	2-1/2	1-7/16	3-11/16	4	3-11/16	7-3/8	5-1/4	2-7/8	2.42
801-421C ¹	4x4x2-1/2	2-1/16	2-11/16	2-1/16	4-5/16	4-3/4	4-5/16	8-5/8	5-1/4	4-1/8	3.68
801-422C	4x4x3	2-1/8	2-23/32	2-1/8	4-3/8	4-19/32	4-3/8	8-25/32	5-1/4	4-3/16	3.17
801-486C ¹	5x5x2	3-5/32	5-3/32	3-5/32	5-13/16	6-19/32	5-13/16	11-19/32	6-13/32	6-13/32	8.85
801-486CF	5x5x2	4-5/16	4-3/4	4-5/16	7-5/16	6-1/2	7-5/16	14-5/8	6-5/16	2-13/16	10.83
801-488C ¹	5x5x3	3-5/32	4-5/8	3-5/32	5-13/16	6-1/2	5-13/16	11-19/32	6-13/32	6-13/32	8.61
801-490C ¹	5x5x4	3-5/32	3-29/32	3-5/32	5-13/16	6-5/32	5-13/16	11-5/8	6-13/32	6-13/32	7.75

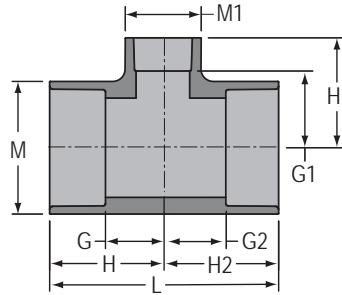
¹ Outlet sized with bushing

Schedule 80 CPVC Technical Information
Schedule 80 CPVC Fittings



REDUCING TEE (continued)

Socket x Socket x Socket



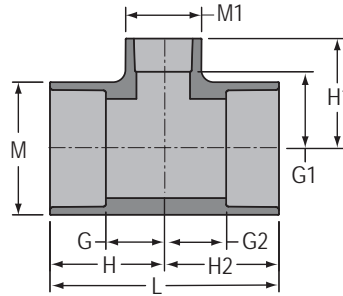
Part Number	Size	G	G1	G2	H	H1	H2	L	M	M1	Approx. Wt. (Lbs.)
801-524C ¹	6x6x3/4	1	4	1	3-7/8	5	3-7/8	7-3/4	7-9/16	1-3/4	4.48
801-525C	6x6x1	27/32	3-23/32	27/32	3-7/8	4-27/32	3-7/8	7-3/4	7-9/16	1-3/4	4.43
801-526C ¹	6x6x1-1/4	1-7/16	4-3/16	1-7/16	4-7/16	5-15/32	4-7/16	8-7/8	7-19/32	2-7/8	5.46
801-527C	6x6x1-1/2	1-7/16	4-3/32	1-7/16	4-7/16	5-1/2	4-7/16	8-7/8	7-19/32	2-7/8	7.16
801-528C	6x6x2	1-7/16	3-23/32	1-7/16	4-7/16	5-1/4	4-7/16	8-7/8	7-19/32	2-7/8	5.29
801-529C ¹	6x6x2-1/2	2-1/16	3-13/16	2-1/16	5-1/16	5-7/8	5-1/16	10-1/8	7-9/16	4-1/4	8.99
801-530C	6x6x3	2-1/16	3-3/4	2-1/16	5-3/32	5-5/8	5-3/32	10-3/16	7-19/32	4-1/4	---
801-530CF	6x6x3	4-3/4	5-3/4	4-3/4	8	8	8	16	7-1/2	4-1/8	11.74
801-532C	6x6x4	2-11/16	3-25/32	2-11/16	5-11/16	6-1/16	5-11/16	11-3/8	7-9/16	5-1/4	7.55
801-533CF	6x6x5	5-3/4	6-1/2	5-3/4	9	9-1/2	9	18	7-1/2	6-5/16	11.90
801-575C ¹	8x8x1	3-25/32	7-25/32	3-25/32	7-25/32	8-13/16	7-25/32	15-9/16	9-5/8	7-1/2	18.76
801-578C ¹	8x8x2	3-13/16	6-5/8	3-13/16	7-13/16	8-1/8	7-13/16	15-5/8	9-11/16	7-9/16	18.19
801-578CF	8x8x2	4-11/16	6-1/8	4-11/16	8-15/16	7-7/8	8-15/16	17-7/8	9-5/8	2-13/16	14.76
801-579CF	8x8x2-1/2	4-7/8	6-15/16	4-7/8	9-1/8	8-5/16	9-1/8	18-1/4	9-5/8	3-7/16	14.85
801-580C ¹	8x8x3	3-23/32	6-1/2	3-23/32	7-3/4	8-3/8	7-3/4	15-1/2	9-11/16	7-1/2	18.44
801-580CF	8x8x3	5-3/16	6-11/16	5-3/16	9-7/16	8-15/16	9-7/16	18-7/8	9-5/8	4-1/8	20.04
801-582C	8x8x4	2-5/8	4-27/32	2-5/8	6-5/8	7-3/32	6-5/8	13-1/4	9-3/4	5-1/4	11.60
801-582CF	8x8x4	2-5/8	4-27/32	2-5/8	6-5/8	7-3/32	6-5/8	13-1/4	9-3/4	5-1/4	11.60
801-585C	8x8x6	3-7/8	4-15/16	3-7/8	7-29/32	7-31/32	7-29/32	15-25/32	9-11/16	7-17/32	16.17
801-621CF	10x10x2	4-3/8	7-1/8	4-3/8	9-5/8	8-7/8	9-5/8	19-1/4	11-15/16	2-13/16	27.33
801-622CF	10x10x2-1/2	5-1/4	7-5/16	5-1/4	10-1/2	9-5/16	10-1/2	21	11-15/16	3-7/16	22.50
801-623C ¹	10x10x3	3-25/32	7-17/32	3-25/32	9-3/8	9-3/8	9-3/8	18-25/32	12-1/16	7-9/16	28.69
801-623CF	10x10x3	4-7/8	7-11/16	4-7/8	10-1/8	9-15/16	10-1/8	20-1/4	11-15/16	4-1/8	24.27
801-624C	10x10x4	3-7/8	7-3/16	3-7/8	9-3/8	9-1/2	9-3/8	18-3/4	12-1/16	7-9/16	28.54
801-624CF	10x10x4	5-3/8	8-11/16	5-3/8	10-5/8	10-15/16	10-5/8	21-1/4	11-15/16	5-3/16	26.65
801-626C	10x10x6	3-7/8	5-27/32	3-7/8	9-3/8	8-27/32	9-3/8	18-3/4	12-1/16	7-9/16	25.50
801-626CF	10x10x6	5-7/8	9-1/16	5-7/8	11-1/8	12-5/16	11-1/8	22-1/4	11-15/16	7-1/2	29.89
801-628C ¹	10x10x8	5-15/16	7-3/4	5-15/16	11-7/16	11-3/4	11-7/16	22-7/8	12-1/16	12-1/16	48.52
801-628CF	10x10x8	8-1/4	9-15/16	8-1/4	13-1/2	14-3/16	13-1/2	27	11-15/16	9-5/8	38.11
801-661CF	12x12x2	4-3/4	8	4-3/4	11	9-3/4	11	22	14-1/8	2-13/16	36.76
801-663CF	12x12x3	5-1/4	8-9/16	5-1/4	11-1/2	10-13/16	11-1/2	23	14-1/8	4-1/8	34.63
801-664C ¹	12x12x4	4-11/32	10-1/8	4-11/32	10-15/16	12-3/8	10-15/16	21-7/8	14-1/4	9-23/32	38.17
801-664CF	12x12x4	5-3/4	9-9/16	5-3/4	12	11-13/16	12	24	14-1/8	5-3/16	38.17
801-666CF	12x12x6	7-1/4	9-15/16	7-1/4	13-1/4	13-3/16	13-1/4	26-1/2	14-1/8	7-1/2	55.70
801-668C	12x12x8	4-27/32	7-1/2	4-27/32	11-13/32	11-1/8	11-13/32	22-13/16	14-1/4	9-23/32	42.00
801-668CF	12x12x8	8	10-13/16	8	14-1/4	15-1/16	14-1/4	28-1/2	14-1/8	9-5/8	66.12
801-670CF	12x12x10	10-1/4	10-13/16	10-1/4	16-1/2	16-1/16	16-1/2	33	14-1/8	11-15/16	70.97
801-691CF	14x14x2	5-3/16	8-9/16	5-3/16	12-3/16	10-5/16	12-3/16	24-3/8	15-1/2	2-13/16	44.73
801-692CF	14x14x2-1/2	5-7/16	8-3/4	5-7/16	12-7/16	10-3/4	12-7/16	24-7/8	15-1/2	3-7/16	45.01
801-693CF	14x14x3	5-3/4	9-1/8	5-3/4	12-3/4	11-3/8	12-3/4	25-1/2	15-1/2	4-1/8	56.80

¹ Outlet sized with bushing



Schedule 80 CPVC Technical Information
Schedule 80 CPVC Fittings

REDUCING TEE (continued)
 Socket x Socket x Socket



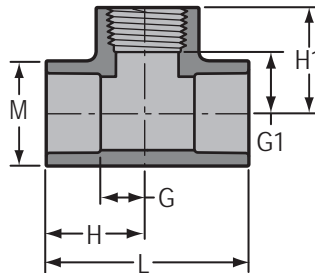
Part Number	Size	G	G1	G2	H	H1	H2	L	M	M1	Approx. Wt. (Lbs.)
801-694CF	14x14x4	6-1/2	10-1/8	6-1/2	13-1/2	12-3/8	13-1/2	27	15-1/2	5-3/16	50.00
801-696CF	14x14x6	8-1/4	10-1/2	8-1/4	15-1/4	13-3/4	15-1/4	30-1/2	15-1/2	7-1/2	63.15
801-698CF	14x14x8	9-1/4	11-3/8	9-1/4	16-1/4	15-5/8	16-1/4	32-1/2	15-1/2	9-5/8	68.17
801-700CF	14x14x10	10-1/8	11-3/8	10-1/8	17-1/8	16-5/8	17-1/8	34-1/4	15-1/2	11-15/16	89.80
801-702C	14x14x12	7-1/32	7-13/32	7-1/32	14-1/32	13-13/32	14-1/32	28-1/16	15-21/32	14-11/32	65.49
801-702CF	14x14x12	11	11-3/8	11	18	17-5/8	18	36	15-1/2	14-1/8	93.81
801-751CF	16x16x2	5-7/8	9-1/2	5-7/8	13-7/8	11-1/4	13-7/8	27-3/4	17-11/16	2-13/16	71.71
801-752CF	16x16x2-1/2	6	9-11/16	6	14	11-11/16	14	28	17-11/16	3-7/16	64.80
801-753CF	16x16x3	6-5/16	10-1/16	6-5/16	14-5/16	12-5/16	14-5/16	28-5/8	17-11/16	4-1/8	67.39
801-754CF	16x16x4	6-1/8	11-1/16	6-1/8	14-1/8	13-5/16	14-1/8	28-1/4	17-11/16	5-3/16	70.21
801-756CF	16x16x6	8-5/8	11-7/16	8-5/8	16-5/8	14-11/16	16-5/8	33-1/4	17-11/16	7-1/2	90.09
801-758CF	16x16x8	9-5/8	12-5/16	9-5/8	17-5/8	16-9/16	17-5/8	35-1/4	17-11/16	9-5/8	98.00
801-760CF	16x16x10	10-5/8	12-5/16	10-5/8	18-5/8	17-9/16	18-5/8	37-1/4	17-11/16	11-15/16	119.71
801-762CF	16x16x12	11-5/8	12-5/16	11-5/8	19-5/8	18-9/16	19-5/8	39-1/4	17-11/16	14-1/8	116.70
801-764CF	16x16x14	12-3/4	12-11/16	12-3/4	20-3/4	19-11/16	20-3/4	41-1/2	17-11/16	15-1/2	129.51
801-784CF	18x18x4	6-7/8	11-15/16	6-7/8	15-7/8	14-3/16	15-7/8	31-3/4	19-7/8	5-3/16	99.22
801-786CF	18x18x6	8-1/2	12-5/16	8-1/2	17-1/2	15-9/16	17-1/2	35	19-7/8	7-1/2	117.69
801-788CF	18x18x8	9-1/2	13-3/16	9-1/2	18-1/2	17-7/16	18-1/2	37	19-7/8	9-5/8	127.49
801-790CF	18x18x10	10-1/2	13-3/16	10-1/2	19-1/2	18-7/16	19-1/2	39	19-7/8	11-15/16	138.59
801-792CF	18x18x12	11-1/2	13-3/16	11-1/2	20-1/2	19-7/16	20-1/2	41	19-7/8	14-1/8	150.34
801-794CF	18x18x14	12-3/4	13-9/16	12-3/4	21-3/4	20-9/16	21-3/4	43-1/2	19-11/16	15-1/2	165.78
801-796CF	18x18x16	13-1/2	14-3/16	13-1/2	22-1/2	22-3/16	22-1/2	45	19-11/16	17-11/16	172.46
801-814CF	20x20x4	7-11/16	12-7/8	7-11/16	17-11/16	15-1/8	17-11/16	35-3/8	22-1/16	5-3/16	116.55
801-816CF	20x20x6	8-7/8	13-1/4	8-7/8	18-7/8	16-1/2	18-7/8	37-3/4	22-1/16	7-1/2	147.44
801-818CF	20x20x8	9-7/8	14-1/8	9-7/8	19-7/8	18-3/8	19-7/8	39-3/4	22-1/16	9-5/8	151.48
801-820CF	20x20x10	10-7/8	14-1/8	10-7/8	20-7/8	19-3/8	20-7/8	41-3/4	22-1/16	11-15/16	163.28
801-822CF	20x20x12	11-7/8	14-1/8	11-7/8	21-7/8	20-3/8	21-7/8	43-3/4	22-1/16	14-1/8	176.50
801-824CF	20x20x14	12-7/8	14-1/2	12-7/8	22-7/8	21-1/2	22-7/8	45-3/4	22-1/16	15-1/2	190.95
801-826CF	20x20x16	14	15-1/8	14	24	23-1/8	24	48	22-1/16	17-11/16	210.27
801-828CF	20x20x18	15	15	15	25	24	25	50	22-1/16	19-7/8	226.80
801-904CF	24x24x4	9	14-11/16	9	21	16-15/16	21	42	26-7/16	5-3/16	195.97
801-906CF	24x24x6	9-1/4	15-1/16	9-1/4	21-1/4	18-5/16	21-1/4	42-1/2	26-7/16	7-1/2	202.94
801-908CF	24x24x8	10-1/4	15-15/16	10-1/4	22-1/4	20-3/16	22-1/4	44-1/2	26-7/16	9-5/8	236.29
801-910CF	24x24x10	11-1/4	15-15/16	11-1/4	23-1/4	21-3/16	23-1/4	46-1/2	26-7/16	11-15/16	255.95
801-912CF	24x24x12	12-1/4	15-15/16	12-1/4	24-1/4	22-3/16	24-1/4	48-1/2	26-7/16	14-1/8	295.00
801-914CF	24x24x14	13-1/4	16-5/16	13-1/4	25-1/4	23-5/16	25-1/4	50-1/2	26-1/16	15-1/2	282.42
801-916CF	24x24x16	14-3/4	16-15/16	14-3/4	26-3/4	24-15/16	26-3/4	53-1/2	26-7/16	17-11/16	306.44
801-918CF	24x24x18	15-3/4	16-13/16	15-3/4	27-3/4	25-13/16	27-3/4	55-1/2	26-7/16	19-7/8	246.78
801-920CF	24x24x20	16-3/4	18-3/16	16-3/4	28-3/4	28-3/16	28-3/4	57-1/2	26-7/16	22-1/16	351.60

Schedule 80 CPVC Technical Information
Schedule 80 CPVC Fittings



TEE

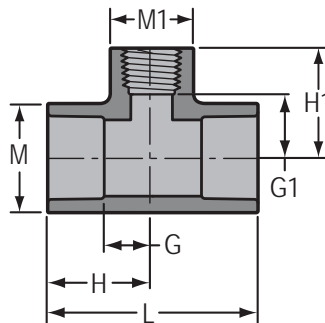
Socket x Socket x Fipt



Part Number	Size	G	G1	H	H1	L	M	Approx. Wt. (Lbs.)
802-002C	1/4	5/16	3/8	15/16	15/16	1-29/32	7/8	.05
802-005C	1/2	19/32	21/32	1-15/32	1-11/32	2-15/16	1-3/16	.12
802-007C	3/4	5/8	5/8	1-19/32	1-13/32	3-3/16	1-13/32	.15
802-010C	1	11/16	3/4	1-13/16	1-5/8	3-13/16	1-13/16	.24
802-012C	1-1/4	13/16	1-1/16	2-3/32	1-15/16	4-5/32	2-3/32	.37
802-015C	1-1/2	29/32	1-1/4	2-11/32	2-5/32	4-11/16	2-3/8	.51
802-020C	2	1-9/32	1-15/32	2-13/16	2-13/32	5-21/32	2-7/8	.80
802-030C	3	1-31/32	2-1/8	3-3/4	3-17/32	7-15/32	4-5/16	2.38
802-040C	4	2-11/32	2-21/32	4-5/8	4-5/32	9-7/32	5-9/32	3.44
802-060CF	6	4-1/8	9	7-1/8	10-1/2	14-1/4	7-5/8	15.09
802-080CF	8	4-13/16	10-13/16	8-13/16	12-9/16	17-11/16	9-11/16	27.08

REDUCING TEE

Socket x Socket x Fipt



Part Number	Size	G	G1	H	H1	L	M	M1	Approx. Wt. (Lbs.)
802-101C	3/4x3/4x1/2	19/32	25/32	1-19/32	1-7/16	3-7/32	1-13/32	1-3/16	.15
802-130C	1x1x1/2	7/16	29/32	1-9/16	1-5/8	3-1/8	1-23/32	1-7/16	.19
802-131C	1x1x3/4	21/32	13/16	1-13/16	1-17/32	3-5/8	1-23/32	1-3/8	.22
802-166C	1-1/4x1-1/4x1/2	7/16	1-1/8	1-11/16	1-27/32	3-3/8	2-3/32	1-3/16	.26
802-167C ¹	1-1/4x1-1/4x3/4	7/8	1-23/32	2-1/8	2-7/16	4-7/32	2-3/32	1-3/4	.42
802-168C	1-1/4x1-1/4x1	27/32	1-1/32	2-3/32	1-29/32	4-7/32	2-3/32	1-11/16	.35
802-209C ¹	1-1/2x1-1/2x1/2	11/16	1-9/16	2-3/32	2-9/32	4-5/32	2-11/32	1-13/32	.42
802-210C ¹	1-1/2x1-1/2x3/4	7/8	1-27/32	2-1/4	2-19/32	4-1/2	2-3/8	1-11/16	.54

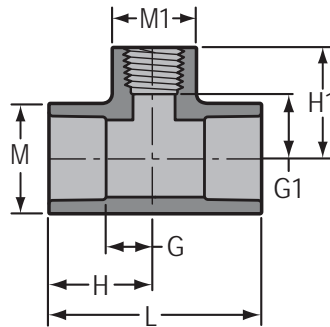
¹Outlet sized with bushing



Schedule 80 CPVC Technical Information
Schedule 80 CPVC Fittings

REDUCING TEE (continued)

Socket x Socket x Fipt



Part Number	Size	G	G1	H	H1	L	M	M1	Approx. Wt. (Lbs.)
802-211C	1-1/2x1-1/2x1	27/32	1-9/32	2-1/4	2-3/32	4-15/32	2-3/8	1-11/16	.43
802-212C	1-1/2x1-1/2x1-1/4	1-1/32	1-5/32	2-7/16	2-3/32	4-27/32	2-3/8	2-1/16	.49
802-247C ¹	2x2x1/2	1/2	1-1/2	2	2-7/32	4	2-7/8	1-3/16	.46
802-248C	2x2x3/4	5/8	1-3/8	2-1/8	2-3/32	4-1/4	2-7/8	1-3/8	.49
802-249C	2x2x1	27/32	1-1/2	2-11/32	2-11/32	4-11/16	2-7/8	1-11/16	.57
802-250C ¹	2x2x1-1/4	1-3/16	2-1/16	2-11/16	3	5-3/8	2-7/8	2-13/32	.90
802-251C ¹	2x2x1-1/2	1-7/16	2-5/16	2-15/16	3-11/32	5-7/8	2-7/8	2-7/8	1.21
802-287C	2-1/2x2-1/2x1/2	9/16	1-25/32	2-5/16	2-15/32	4-19/32	3-1/2	1-3/16	.81
802-288C ¹	2-1/2x2-1/2x3/4	27/32	2-11/32	2-21/32	3-5/32	5-9/32	3-9/16	1-13/16	1.12
802-289C ¹	2-1/2x2-1/2x1	1-3/32	2-11/32	2-27/32	3-1/4	5-11/16	3-1/2	2-1/8	1.21
802-290C ¹	2-1/2x2-1/2x1-1/4	1-3/16	2-15/32	2-31/32	3-15/32	5-15/16	3-1/2	2-3/8	1.34
802-291C ¹	2-1/2x2-1/2x1-1/2	1-7/16	2-1/2	3-3/16	3-1/2	6-3/8	3-1/2	2-7/8	1.55
802-292C ¹	2-1/2x2-1/2x2	1-3/4	3-15/16	3-1/2	2-7/8	7	3-15/32	3-15/32	2.15
802-333C ¹	3x3x1/2	7/8	2-11/16	2-3/4	3-7/16	5-1/2	4-1/8	1-23/32	1.30
802-334C ¹	3x3x3/4	7/8	2-19/32	2-3/4	3-11/32	5-1/2	4-3/16	1-3/4	1.33
802-335C ¹	3x3x1	1-3/16	2-31/32	3-1/16	3-7/8	6-1/8	4-1/8	2-11/32	1.61
802-337C ¹	3x3x1-1/2	1-7/16	2-23/32	3-5/16	3-23/32	6-5/8	4-1/4	2-29/32	1.98
802-338C ¹	3x3x2	2-3/32	3-11/32	3-31/32	4-3/8	7-15/16	4-5/32	4-5/32	3.51
802-339C ¹	3x3x2-1/2	2-3/32	2-3/4	3-31/32	4-5/16	7-15/16	4-1/8	4-1/8	3.34
802-415C ¹	4x4x1/2	1-7/16	3-5/8	3-11/16	4-3/8	7-3/8	5-1/4	2-7/8	2.71
802-416C ¹	4x4x3/4	1-15/32	3-27/32	3-23/32	4-17/32	7-7/16	5-1/4	2-7/8	2.86
802-417C ¹	4x4x1	1-7/16	3-17/32	3-23/32	4-13/32	7-13/32	5-1/4	2-7/8	2.87
802-419C ¹	4x4x1-1/2	3-11/16	3-1/2	3-11/16	3-31/32	7-3/8	5-1/4	2-7/8	2.80
802-420C ¹	4x4x2	2-1/8	4-1/32	4-3/8	5-1/32	8-25/32	5-1/4	4-3/16	3.84
802-421C ¹	4x4x2-1/2	2-1/8	3-15/32	4-3/8	5	8-25/32	5-1/4	4-3/16	3.71
802-422C ¹	4x4x3	2-5/8	3-5/8	4-7/8	5-1/4	9-3/4	5-1/4	5-1/4	5.30
802-525C ¹	6x6x1	2-1/16	5-3/16	5-3/32	6-1/16	10-5/32	7-19/32	4-1/4	9.23
802-529C ¹	6x6x2-1/2	2-1/16	4-21/32	5-3/32	6-3/16	10-5/32	7-19/32	4-1/4	9.12
802-530C ¹	6x6x3	2-11/16	4-3/4	5-9/16	6-3/8	11-1/8	7-1/2	5-1/4	8.33

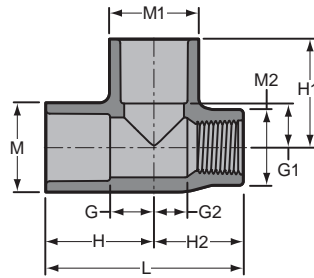
¹ Outlet sized with bushing

Schedule 80 CPVC Technical Information
Schedule 80 CPVC Fittings



REDUCING TEE

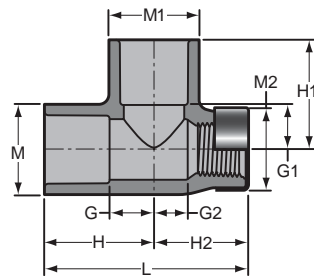
Socket x Fipt x Socket



Part Number	Size	G	G1	G2	H	H1	H2	L	M	M1	M2	Approx. Wt. (Lbs.)
803-095C	3/4x1/2x3/4	11/16	11/16	11/16	1-11/16	1-11/16	1-3/8	3-3/32	1-13/32	1-13/32	1-3/16	.15

SPECIAL REINFORCED REDUCING TEE

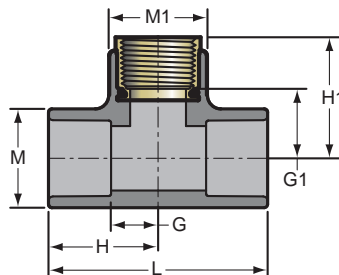
Socket x SR Fipt x Socket



Part Number	Size	G	G1	G2	H	H1	H2	L	M	M1	M2	Approx. Wt. (Lbs.)
803-095CSR	3/4x1/2x3/4	11/16	11/16	11/16	1-11/16	1-11/16	1-13/32	3-1/8	1-13/32	1-13/32	1-7/32	.16

TEE

Socket x Socket x Brass Fipt



Part Number	Size	G	G1	H	H1	L	M	M1	Approx. Wt. (Lbs.)
802-005CBR	1/2	7/8	31/32	1-7/16	1-17/32	2-5/8	1-5/32	1-7/32	.16
802-007CBR	3/4	17/32	1-5/32	1-17/32	1-13/16	3-1/32	1-13/32	1-3/8	.28

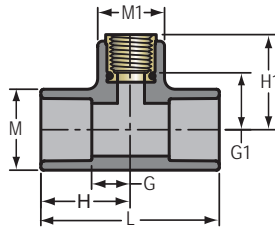
Not intended to convey or dispense water for human consumption through drinking or cooking



Schedule 80 CPVC Technical Information
Schedule 80 CPVC Fittings

REDUCING TEE

Socket x Socket x Brass Fipt

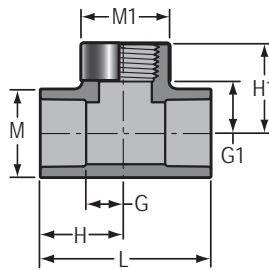


Part Number	Size	G	G1	H	H1	L	M	M1	Approx. Wt. (Lbs.)
802-101CBR	3/4x3/4x1/2	7/16	1-1/32	1-7/16	1-5/8	2-29/32	1-13/32	1-3/16	.20

Not intended to convey or dispense water for human consumption through drinking or cooking

SPECIAL REINFORCED TEE

Socket x Socket x SR Fipt



Part Number	Size	G	G1	H	H1	L	M	M1	Approx. Wt. (Lbs.)
802-005CSR	1/2	5/8	5/8	1-15/32	1-3/8	2-15/16	1-7/32	1-13/32	.15
802-007CSR	3/4	19/32	11/16	1-19/32	1-13/32	3-3/16	1-13/32	1-13/32	.15
802-010CSR	1	21/32	11/16	1-13/16	1-5/8	3-5/8	1-23/32	1-11/16	.28
802-012CSR	1-1/4	13/16	1-1/16	2-3/32	1-15/16	4-3/16	2-3/32	2-1/16	.38
802-015CSR	1-1/2	15/16	1-7/32	2-11/32	2-5/32	4-11/16	2-11/32	2-7/16	.53
802-020CSR	2	1-5/16	1-1/2	2-13/16	2-13/32	5-21/32	2-7/8	3-1/32	.83
802-030CSR	3	1-27/32	2-3/32	3-23/32	3-17/32	7-7/16	4-9/32	4-9/32	2.44
802-040CSR	4	2-11/32	2-21/32	4-5/8	4-5/32	9-7/32	5-1/4	5-1/4	3.52

Authorized Distributor:

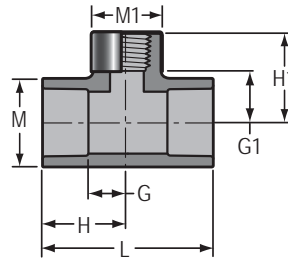
Aetna Plastics Corp. 9075 Bank Street, Valley View, OH 44125 • Tel: 800-634-3074
216-781-4421 • Fax: 216-524-2280 • sales@aetnaplastics.com • www.aetnaplastics.com

Schedule 80 CPVC Technical Information
Schedule 80 CPVC Fittings



SPECIAL REINFORCED REDUCING TEE

Socket x Socket x SR Fipt

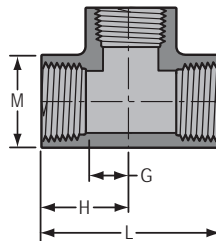


Part Number	Size	G	G1	H	H1	L	M	M1	Approx. Wt. (Lbs.)
802-072CSR	1/2x1/2x1/4	7/16	11/16	1-5/16	1-7/32	2-5/8	1-5/32	27/32	.09
802-098CSR	3/4x3/4x1/4	7/16	13/16	1-7/16	1-5/16	2-7/8	1-3/8	27/32	.12
802-101CSR	3/4x3/4x1/2	19/32	25/32	1-19/32	1-7/16	3-7/32	1-13/32	1-3/16	.15
802-128CSR ¹	1x1x1/4	7/8	2-5/8	2	2-11/16	4	2-3/32	27/32	.38
802-130CSR	1x1x1/2	7/16	29/32	1-9/16	1-5/8	3-1/8	1-23/32	1-3/16	.20
802-131CSR	1x1x3/4	21/32	7/8	1-13/16	1-19/32	3-19/32	1-23/32	1-3/8	.23
802-164CSR ¹	1-1/4x1-1/4x1/4	27/32	2-13/16	2-1/8	3-13/32	4-7/32	2-3/32	27/32	.45
802-166CSR	1-1/4x1-1/4x1/2	7/16	1-1/8	1-11/16	1-27/32	3-13/32	2-3/32	1-3/16	.27
802-168CSR	1-1/4x1-1/4x1	27/32	1-1/32	2-3/32	1-29/32	4-7/32	2-3/32	1-11/16	.36
802-207CSR ¹	1-1/2x1-1/2x1/4	27/32	1-31/32	2-1/4	2-19/32	4-15/32	2-11/32	1-3/4	.57
802-211CSR	1-1/2x1-1/2x1	27/32	1-7/32	2-1/4	2-1/8	4-15/32	2-3/8	1-11/16	.44
802-212CSR	1-1/2x1-1/2x1-1/4	1-1/32	1-5/32	2-7/16	2-3/32	4-27/32	2-3/8	2-1/16	.51
802-247CSR	2x2x1/2	1/2	1-1/2	2	2-1/4	4	2-7/8	1-3/16	.48
802-248CSR	2x2x3/4	19/32	1-13/32	2-1/8	2-1/8	4-1/4	2-7/8	1-3/8	.50
802-287CSR	2-1/2x2-1/2x1/2	9/16	1-3/4	2-5/16	2-1/2	4-19/32	3-1/2	1-7/32	.79
802-331CSR ¹	3x3x1/4	1-13/32	4-1/2	3-5/16	5-1/32	6-9/16	4-3/16	27/32	3.62
802-413CSR ¹	4x4x1/4	1-7/16	5-3/16	3-11/16	5-25/32	7-3/8	5-1/4	27/32	2.75

¹Outlet sized with bushing

TEE

Fipt x Fipt x Fipt



Part Number	Size	G	H	L	M	Approx. Wt. (Lbs.)
805-002C	1/4	1/2	1-3/32	2-3/16	27/32	.06
805-003C	3/8	9/16	1-5/32	2-5/16	15/16	.07
805-005C	1/2	17/32	1-1/4	2-15/32	1-3/16	.12
805-007C	3/4	21/32	1-15/32	2-15/16	1-1/2	.20
805-010C	1	23/32	1-3/4	3-1/2	1-11/16	.29
805-012C	1-1/4	15/16	1-31/32	3-29/32	2-1/4	.50
805-015C	1-1/2	1-1/8	2-3/16	4-3/8	2-13/32	.62
805-020C	2	1-5/8	2-5/8	5-1/4	3	1.15
805-025C	2-1/2	1-9/16	3-1/8	6-1/4	3-19/32	1.76
805-030C	3	1-15/16	3-9/16	7-3/32	4-11/32	3.01
805-040C	4	2-1/2	4-7/32	8-7/16	5-7/16	4.53
805-060CF ¹	6	9	10-1/2	20-15/16	7-3/16	24.79

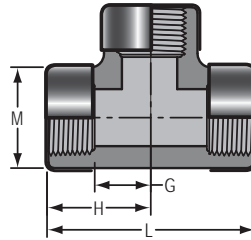
¹Outlet sized with bushing



Schedule 80 CPVC Technical Information
Schedule 80 CPVC Fittings

SPECIAL REINFORCED TEE

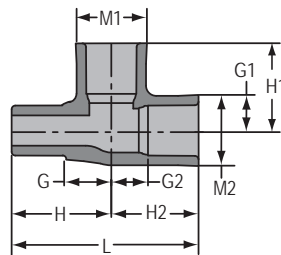
SR Fipt x SR Fipt x SR Fipt



Part Number	Size	G	H	L	M	Approx. Wt. (Lbs.)
805-002CSR	1/4	1/2	1-3/32	2-3/16	27/32	.07
805-003CSR	3/8	19/32	1-3/16	2-11/32	31/32	.09
805-005CSR	1/2	1/2	1-1/4	2-1/2	1-3/16	.14
805-007CSR	3/4	19/32	1-11/32	2-11/16	1-3/8	.17
805-010CSR	1	7/8	1-25/32	3-9/16	1-11/16	.33
805-015CSR	1-1/2	1-1/4	2-3/16	4-13/32	2-13/32	.70
805-020CSR	2	1-5/8	2-5/8	5-1/4	3	1.27

STREET TEE

Spigot x Socket x Socket



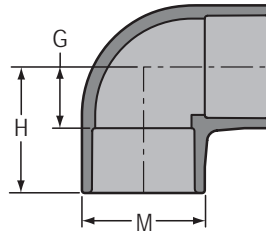
Part Number	Size	G	G1	G2	H	H1	H2	L	M1	M2	Approx. Wt. (Lbs.)
844-005C	1/2	23/32	23/32	1/2	1-19/32	1-21/32	1-19/32	3-5/32	1-3/16	1-3/16	.11
844-007C	3/4	13/16	27/32	7/8	1-13/16	1-7/8	1-13/16	3-5/8	1-13/32	1-13/32	.16
844-010C	1	1-3/32	13/16	13/16	2-7/32	2	2	4-7/32	1-3/4	1-3/4	.27
844-012C	1-1/4	1-1/4	1-5/32	1-1/8	2-7/16	2-5/16	2-7/16	4-7/8	2-3/32	2-3/32	.41
844-015C	1-1/2	1-13/16	1-1/8	1-1/8	2-7/8	2-9/16	2-9/16	5-11/32	2-11/32	2-11/32	.54
844-020C	2	1-23/32	1-7/16	1-13/32	3-1/4	2-15/16	2-15/16	6-5/32	2-7/8	2-7/8	.84

Schedule 80 CPVC Technical Information
Schedule 80 CPVC Fittings



90° ELBOW

Socket x Socket



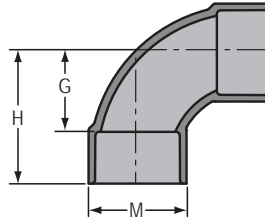
Part Number	Size	G	H	M	Approx. Wt. (Lbs.)
806-002C	1/4	11/32	1	13/16	.03
806-003C	3/8	15/32	1-1/4	31/32	.05
806-005C	1/2	9/16	1-15/32	1-3/16	.09
806-007C	3/4	5/8	1-11/16	1-7/16	.12
806-010C	1	7/8	2	1-3/4	.21
806-012C	1-1/4	1-1/32	2-9/32	2-3/32	.31
806-015C	1-1/2	1-5/32	1-9/16	2-3/8	.39
806-020C	2	1-13/32	2-15/16	2-7/8	.62
806-025C	2-1/2	1-9/16	3-11/32	3-15/32	1.15
806-030C	3	2-1/16	3-31/32	4-3/16	1.70
806-040C	4	2-5/8	4-7/8	5-7/32	2.93
806-050C	5	3	5-3/4	6-3/8	4.69
806-050CF	5	6-9/16	9-9/16	6-5/16	7.40
806-060C	6	3-3/4	6-3/4	7-19/32	7.43
806-080C	8	4-25/32	8-25/32	9-3/4	15.83
806-080CF	8	9-1/4	13-1/2	9-5/8	22.53
806-100C	10	5-25/32	10-13/16	12-5/32	27.41
806-100CF	10	11-13/16	17-1/16	11-15/16	40.28
806-120C	12	6-27/32	12-29/32	14-3/8	44.60
806-120CF	12	13-5/8	19-7/8	14-1/8	63.96
806-140C	14	7-1/2	14-1/2	15-11/16	55.89
806-140CF	14	16	23	15-1/2	86.72
806-160CF	16	18-7/16	26-7/16	17-11/16	133.22
806-180CF	18	20-7/8	29-7/8	19-7/8	175.62
806-200CF	20	23-5/16	33-5/16	22-1/16	250.00
806-240CF	24	28-1/4	40-1/4	26-7/16	---



Schedule 80 CPVC Technical Information
Schedule 80 CPVC Fittings

90° SWEEP ELBOW

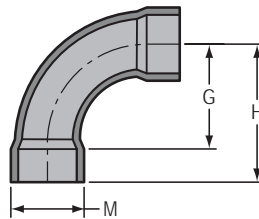
Socket x Socket



Part Number	Size	G	H	M	Approx. Wt. (Lbs.)
806-005SC	1/2	27/32	1-23/32	1-3/16	.08
806-007SC	3/4	1-1/32	2-1/32	1-13/32	.12
806-010SC	1	1-5/16	2-7/16	1-23/32	.20
806-012SC	1-1/4	1-9/16	2-13/16	2-3/32	.31
806-015SC	1-1/2	1-3/4	3-1/8	2-11/32	.40
806-020SC	2	2-5/16	3-13/16	2-7/8	.68

90° LONG SWEEP ELBOW

Socket x Socket



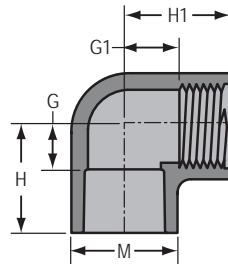
Part Number	Size	G	H	M	Approx. Wt. (Lbs.)
806-005LSCF	1/2	1-7/8	2-3/4	1-1/8	.13
806-007LSCF	3/4	2-7/16	3-7/16	1-7/16	.24
806-010LSCF	1	2-7/8	4	1-11/16	.37
806-012LSCF	1-1/4	3-5/8	4-7/8	2-1/16	.56
806-015LSCF	1-1/2	4-1/8	5-1/2	2-5/16	.68
806-020LSCF	2	4-3/4	6-5/16	2-13/16	1.07
806-025LSCF	2-1/2	5-3/4	7-3/4	3-7/16	1.70
806-030LSCF	3	7	9	4-1/8	2.69
806-040LSCF	4	9	11-1/4	5-3/16	4.85
806-060LSCF	6	13	16-1/4	7-1/2	12.84
806-080LSCF	8	23-1/2	27-3/4	9-5/8	33.18

Schedule 80 CPVC Technical Information
Schedule 80 CPVC Fittings



90° ELBOW

Socket x Fipt

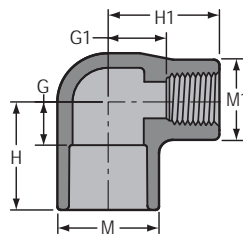


Part Number	Size	G	G1	H	H1	M	Approx. Wt. (Lbs.)
807-002C	1/4	5/16	5/16	15/16	15/16	7/8	.03
807-003C	3/8	1/4	3/8	1-1/32	1-1/32	1-1/32	.05
807-005C	1/2	15/32	9/16	1-11/32	1-9/32	1-3/16	.11
807-007C	3/4	5/8	5/8	1-9/16	1-9/16	1-3/8	.11
807-010C	1	11/16	25/32	1-13/16	1-11/16	1-23/32	.19
807-012C	1-1/4	23/32	1-1/32	1-31/32	1-31/32	2-1/16	.30
807-015C	1-1/2	31/32	1-7/32	2-11/32	2-5/32	2-3/8	.39
807-020C	2	15/16	1-1/32	2-7/16	2	3	.84
807-030C	3	1-27/32	2-7/32	3-23/32	3-9/16	4-9/32	2.02
807-040C	4	2-5/16	2-7/8	4-9/16	4-9/32	5-1/4	2.95

¹ Outlet sized with Female Adapter

90° REDUCING ELBOW

Socket x Fipt



Part Number	Size	G	G1	H	H1	M	M1	Approx. Wt. (Lbs.)
807-101C	3/4x1/2	1/2	25/32	1-17/32	1-17/32	1-13/32	1-3/16	.12
807-130C ¹	1x1/2	27/32	1-17/32	1-31/32	2-1/4	1-23/32	1-23/32	.27
807-131C ¹	1x3/4	7/8	1-17/32	2	2-1/4	1-3/4	1-3/4	.26

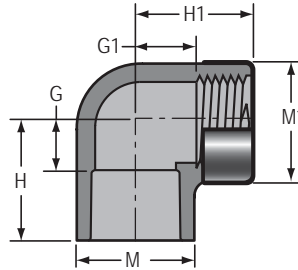
¹ Outlet sized with Female Adapter



Schedule 80 CPVC Technical Information
Schedule 80 CPVC Fittings

SPECIAL REINFORCED 90° ELBOW

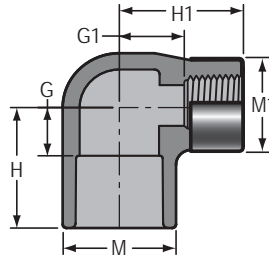
Socket x SR Fipt



Part Number	Size	G	G1	H	H1	M	M1	Approx. Wt. (Lbs.)
807-005CSR	1/2	15/32	23/32	1-11/32	1-9/32	1-3/16	1-7/32	.09
807-007CSR	3/4	9/16	21/32	1-9/16	1-13/32	1-3/8	1-3/8	.12
807-010CSR	1	19/32	13/16	1-23/32	1-23/32	1-11/16	1-23/32	.21
807-012CSR	1-1/4	23/32	1-1/32	1-31/32	1-31/32	2-1/16	2-1/16	.31
807-015CSR	1-1/2	31/32	1-5/32	2-3/8	2-1/8	2-11/32	2-7/16	.44
807-020CSR	2	1-7/32	1-1/2	2-15/32	2-7/16	2-31/32	2-31/32	.91
807-030CSR	3	1-13/16	2-7/32	3-23/32	3-9/16	4-9/32	4-9/32	2.08
807-040CSR	4	2-9/32	2-25/32	4-9/16	4-7/32	5-1/4	5-1/4	3.02

SPECIAL REINFORCED REDUCING 90° ELBOW

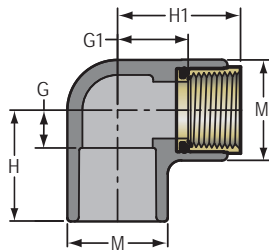
Socket x SR Fipt



Part Number	Size	G	G1	H	H1	M	M1	Approx. Wt. (Lbs.)
807-101CSR	3/4x1/2	1/2	13/16	1-17/32	1-17/32	1-13/32	1-3/16	.12
807-130CSR	1x1/2	9/16	1	1-23/32	1-5/8	1-23/32	1-3/16	.14

TRANSITION 90° ELBOW

Socket x Brass Fipt



Part Number	Size	G	G1	H	H1	M	M1	Approx. Wt. (Lbs.)
807-005CBR	1/2	13/32	31/32	1-9/32	1-17/32	1-5/32	1-3/16	.15
807-007CBR	3/4	1/2	1-5/32	1-1/2	1-25/32	1-3/8	1-13/32	.21

Not intended to convey or dispense water for human consumption through drinking or cooking

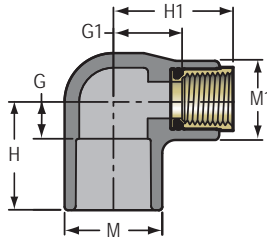
Schedule 80 CPVC Technical Information
Schedule 80 CPVC Fittings



TRANSITION REDUCING

90° ELBOW

Socket x Brass Fipt

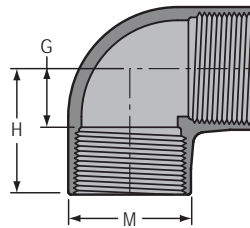


Part Number	Size	G	G1	H	H1	M	M1	Approx. Wt. (Lbs.)
807-101CBR	3/4x1/2	15/32	1-3/32	1-15/32	1-21/32	1-13/32	1-3/16	.21

Not intended to convey or dispense water for human consumption through drinking or cooking

90° ELBOW

Fipt x Fipt

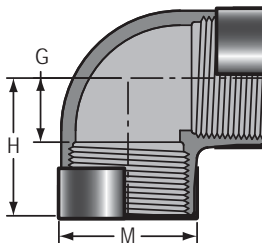


Part Number	Size	G	H	M	Approx. Wt. (Lbs.)
808-002C	1/4	11/32	15/16	7/8	.04
808-003C	3/8	9/16	1-5/32	15/16	.06
808-005C	1/2	1/2	1-7/32	1-9/32	.08
808-007C	3/4	5/8	1-3/8	1-3/8	.12
808-010C	1	25/32	1-5/8	1-23/32	.21
808-012C	1-1/4	15/16	1-7/8	2-1/16	.32
808-015C	1-1/2	1-5/32	2-3/32	2-7/16	.48
808-020C	2	1-9/16	2-17/32	3	.90
808-025C	2-1/2	1-5/8	3-3/16	3-9/16	1.26
808-030C	3	1-29/32	3-17/32	4-13/32	2.37
808-040C	4	2-15/32	4-3/16	5-15/32	3.44

SPECIAL REINFORCED

90° ELBOW

SR Fipt x SR Fipt



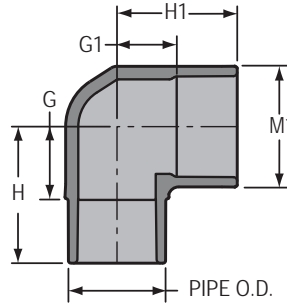
Part Number	Size	G	H	M	Approx. Wt. (Lbs.)
808-003CSR	3/8	9/16	1-5/32	15/16	.07
808-005CSR	1/2	1/2	1-7/32	1-3/16	.11
808-007CSR	3/4	5/8	1-3/8	1-3/8	.14
808-010CSR	1	25/32	1-11/16	1-23/32	.24
808-012CSR	1-1/4	15/16	1-7/8	2-1/16	.36
808-015CSR	1-1/2	1-1/32	2-1/8	2-7/16	.52
808-020CSR	2	1-19/32	2-1/2	3	1.04



Schedule 80 CPVC Technical Information
Schedule 80 CPVC Fittings

90° STREET ELBOW

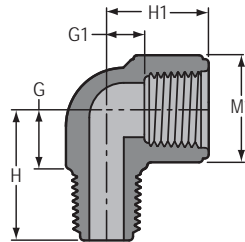
Spigot x Socket



Part Number	Size	G	G1	H	H1	M1	Approx. Wt. (Lbs.)
809-005C	1/2	13/16	7/16	1-21/32	1-7/16	1-5/32	.08
809-007C	3/4	29/32	11/16	1-27/32	1-11/16	1-3/8	.12
809-010C	1	1-3/32	27/32	2-7/32	2	1-23/32	.20
809-012C	1-1/4	1-9/32	13/16	2-19/32	2-1/4	2-3/32	.31
809-015C	1-1/2	1-7/16	1-3/16	2-13/16	2-9/16	2-3/8	.43
809-020C	2	1-3/4	1-7/16	3-1/4	2-31/32	2-7/8	.64
809-025C	2-1/2	2-1/2	1-5/8	4-1/2	3-3/8	3-7/16	1.54
809-030C	3	2-3/8	1-13/16	4-1/4	3-11/16	4-3/16	1.70
809-040C	4	3-1/16	2-5/8	5-11/32	4-29/32	5-1/4	2.85
809-060C	6	5-1/4	3-11/16	8-7/16	6-3/4	7-9/16	10.01
809-080C	8	7-1/8	4-25/32	11-1/8	8-25/32	9-3/4	18.18
809-100C	10	8-5/8	5-13/16	14-5/16	11-3/8	12-1/16	41.05
809-120C	12	10-1/8	6-7/8	16-7/8	13-3/8	14-1/8	67.93
809-140C	14	11-1/16	7-9/16	18-5/16	14-5/8	15-11/16	77.21
809-140CF	14	19-1/2	16	27-1/2	23	15-1/2	101.86
809-160CF	16	22-7/16	18-7/16	31-7/16	26-7/16	17-11/16	135.72
809-180CF	18	25-3/8	20-7/8	35-3/8	29-7/8	19-7/8	217.54
809-200CF	20	28-5/16	23-5/16	39-5/16	33-5/16	22-1/16	266.40
809-240CF	24	34-1/4	28-1/4	47-1/4	40-1/4	26-7/16	435.00

90° STREET ELBOW

Mipt x Fipt



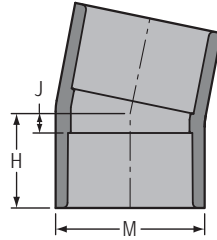
Part Number	Size	G	G1	H	H1	M1	Approx. Wt. (Lbs.)
812-002C	1/4	17/32	5/16	1-1/32	29/32	13/16	.03
812-005C	1/2	11/16	13/32	1-11/32	1-5/32	1-3/16	.06
812-007C	3/4	7/8	17/32	1-1/2	1-9/32	1-7/16	.09

Schedule 80 CPVC Technical Information
Schedule 80 CPVC Fittings



11-1/4° ELBOW

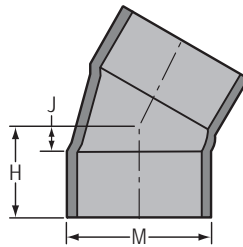
Socket x Socket



Part Number	Size	H	J	M	Approx. Wt. (Lbs.)
811-015C	1-1/2	1-19/32	7/32	2-3/8	.25
811-020C	2	1-23/32	7/32	2-27/32	.35
811-025CF	2-1/2	2-11/16	11/16	3-7/16	.88
811-030C	3	2-3/16	5/16	4-1/8	.92
811-040C	4	2-21/32	13/32	5-1/4	1.58
811-050CF	5	3-13/16	13/16	6-5/16	3.22
811-060CF	6	4-1/4	1	7-1/2	4.69
811-080CF	8	5-3/8	1-1/8	9-5/8	10.52
811-100CF	10	6-11/16	1-7/16	11-15/16	19.02
811-120CF	12	7-13/16	1-9/16	14-1/8	29.25
811-140CF	14	9	2	15-1/2	41.37
811-160CF	16	10-3/8	2-3/8	17-11/16	---
811-180CF	18	11-3/4	2-3/4	19-7/8	83.44
811-200CF	20	13-1/8	3-1/8	22-1/16	99.90
811-240CF	24	15-13/16	3-13/16	26-7/16	196.96

30° ELBOW

Socket x Socket



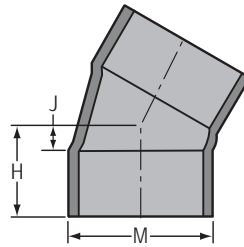
Part Number	Size	H	J	M	Approx. Wt. (Lbs.)
815-005CF	1/2	1-7/16	7/16	1-1/8	.07
815-007CF	3/4	1-7/16	7/16	1-3/8	.11
815-010CF	1	1-3/4	1/2	1-11/16	.16
815-012CF	1-1/4	2-3/16	11/16	2-1/16	.24
815-015CF	1-1/2	2-3/16	11/16	2-5/16	.32
815-020CF	2	2-1/2	3/4	2-13/16	.54
815-025CF	2-1/2	2-1/2	3/4	3-7/16	.93
815-030CF	3	3-5/16	1-1/16	4-1/8	1.44
815-040CF	4	3-7/16	1-3/16	5-3/16	2.27
815-050CF	5	4-3/8	1-3/8	6-5/16	3.22
815-060C	6	4-13/16	1-7/8	7-9/16	5.89



Schedule 80 CPVC Technical Information
Schedule 80 CPVC Fittings

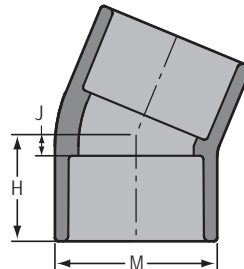
30° ELBOW
 Socket x Socket

(continued)



Part Number	Size	H	J	M	Approx. Wt. (Lbs.)
815-080CF	8	6-3/16	1-15/16	9-5/8	11.08
815-100CF	10	7-3/4	2-1/2	11-15/16	21.26
815-120CF	12	9-1/16	2-13/16	14-1/8	32.33
815-140CF	14	10-7/16	3-7/16	15-1/2	37.18
815-160CF	16	11-15/16	3-15/16	17-11/16	64.23
815-180CF	18	13-7/16	4-7/16	19-7/8	92.38
815-200CF	20	15	5	22-1/16	109.89
815-240CF	24	18-1/8	6-1/8	26-7/16	185.25

22-1/2° ELBOW
 Socket x Socket

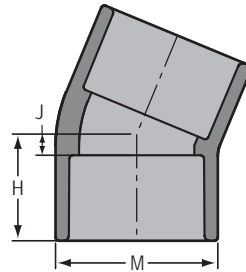


Part Number	Size	H	J	M	Approx. Wt. (Lbs.)
816-005C	1/2	1-1/16	3/16	1-5/32	.06
816-007C	3/4	1-3/16	3/16	1-7/16	.09
816-010C	1	1-3/8	9/32	1-23/32	.14
816-012C	1-1/4	1-1/2	5/16	2-3/32	.20
816-015C	1-1/2	1-21/32	1/4	2-3/8	.26
816-015CF	1-1/2	2-1/8	5/8	2-5/16	.28
816-020C	2	1-7/8	7/16	2-7/8	.44
816-025C	2-1/2	2-7/32	15/32	3-1/2	.72
816-025CF	2-1/2	2-7/8	7/8	3-7/16	.84
816-030C	3	2-13/32	9/16	4-5/32	1.01
816-040C	4	2-7/8	5/8	5-1/4	1.71
816-050CF	5	4-1/8	1-1/8	6-5/16	3.22

Schedule 80 CPVC Technical Information
Schedule 80 CPVC Fittings

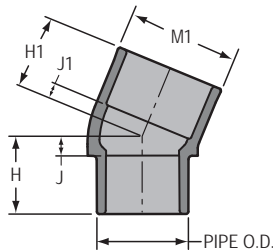


22-1/2° ELBOW (continued)
 Socket x Socket



Part Number	Size	H	J	M	Approx. Wt. (Lbs.)
816-060C	6	4-9/16	1-3/8	7-7/16	4.59
816-060CF	6	4-5/8	1-3/8	7-1/2	5.29
816-080C	8	5-1/16	1-1/32	9-3/4	8.95
816-080CF	8	5-7/8	1-5/8	9-5/8	9.60
816-100CF	10	7-5/16	2-1/16	11-15/16	18.77
816-120CF	12	8-9/16	2-5/16	14-1/8	30.79
816-140CF	14	9-13/16	2-13/16	15-1/2	40.74
816-160CF	16	11-5/16	3-5/16	17-11/16	57.95
816-180CF	18	12-3/4	3-3/4	19-7/8	86.42
816-200CF	20	14-1/4	4-1/4	22-1/16	103.23
816-240CF	24	17-3/16	5-3/16	26-7/16	---

22-1/2° STREET ELBOW
 Spigot x Socket

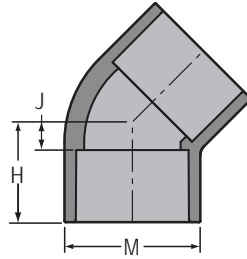


Part Number	Size	H	H1	J	J1	M1	Approx. Wt. (Lbs.)
842-005C	1/2	7/8	1	1/8	1/8	1-3/16	.05
842-007C	3/4	1-1/4	1-5/32	3/16	3/16	1-3/8	.09
842-010C	1	1-7/16	1-11/32	5/16	7/32	1-23/32	.14
842-012C	1-1/4	1-9/16	1-9/16	5/16	3/8	2-3/32	.22
842-015C	1-1/2	1-21/32	1-7/8	9/32	1/2	2-3/8	.29
842-020C	2	2	1-29/32	15/32	13/32	2-7/8	.43
842-025C	2-1/2	2-7/32	2-7/32	15/32	15/32	3-1/2	.76
842-030C	3	2-1/2	2-5/16	21/32	7/16	4-5/32	1.00
842-040C	4	2-27/32	3-1/32	9/16	25/32	5-1/4	2.59
842-060C	6	5-11/16	3-15/16	2-3/8	7/8	7-5/8	6.87
842-080C	8	7-3/8	5-1/8	3-1/8	1-1/8	9-3/4	12.71



Schedule 80 CPVC Technical Information
Schedule 80 CPVC Fittings

45° ELBOW
 Socket x Socket



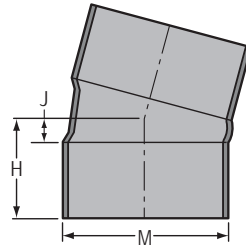
Part Number	Size	H	J	M	Approx. Wt. (Lbs.)
817-002C	1/4	13/16	5/32	27/32	.03
817-003C	3/8	31/32	7/32	1	.04
817-005C	1/2	1-1/8	1/4	1-3/16	.07
817-007C	3/4	1-5/16	5/16	1-7/16	.10
817-010C	1	1-7/16	5/16	1-23/32	.16
817-012C	1-1/4	1-5/8	3/8	2-1/8	.24
817-015C	1-1/2	1-13/16	7/16	2-3/8	.32
817-020C	2	2-1/8	5/8	2-7/8	.47
817-025C	2-1/2	2-13/32	21/32	3-1/2	.82
817-030C	3	2-29/32	29/32	4-5/32	1.16
817-040C	4	3-5/16	1-1/16	5-1/4	2.05
817-050C	5	4	1-11/32	6-13/32	3.31
817-050CF	5	4-7/8	1-7/8	6-5/16	4.25
817-060C	6	4-3/4	1-3/4	7-19/32	5.49
817-080C	8	6	2	9-3/4	10.43
817-100C	10	7-5/8	2-19/32	12-1/8	20.08
817-100CF	10	8-11/16	3-7/16	11-15/16	23.50
817-120C	12	9-1/16	3-3/16	15-3/8	32.02
817-120CF	12	10-1/8	3-7/8	14-1/8	32.40
817-140C	14	10-5/16	3-5/16	15-5/8	40.60
817-140CF	14	11-9/16	4-9/16	15-1/2	41.37
817-160CF	16	13-5/16	5-5/16	17-11/16	57.91
817-180CF	18	15	6	19-7/8	88.48
817-200CF	20	16-3/4	6-3/4	22-1/16	123.21
817-240CF	24	20-3/16	8-3/16	26-7/16	---

Schedule 80 CPVC Technical Information
Schedule 80 CPVC Fittings



15° ELBOW

Socket x Socket



Part Number	Size	H	J	M	Approx. Wt. (Lbs.)
818-020CF	2	2-5/16	9/16	2-13/16	.54
818-025CF	2-1/2	2-3/4	3/4	3-7/16	.69
818-030CF	3	3	3/4	4-1/8	1.44
818-040CF	4	3-1/8	7/8	5-3/16	1.96
818-050CF	5	3-15/16	15/16	6-5/16	3.22
818-060CF	6	4-3/8	1-1/8	7-1/2	5.38
818-080CF	8	4-1/2	1-1/4	9-5/8	8.811
818-100CF	10	6-15/16	1-11/16	11-15/16	19.02
818-120CF	12	8-1/16	1-13/16	14-1/8	29.25
818-140CF	14	9-5/16	2-5/16	15-1/2	40.75
818-160CF	16	10-11/16	2-11/16	17-11/16	59.47
818-180CF	18	12-1/16	3-1/16	19-7/8	83.44
818-200CF	20	13-1/2	3-1/2	22-1/16	99.90
818-240CF	24	16-1/4	4-1/4	26-7/16	202.28

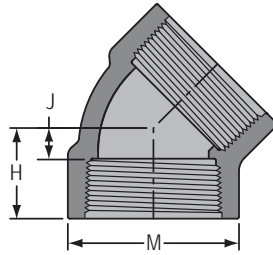




Schedule 80 CPVC Technical Information
Schedule 80 CPVC Fittings

45° ELBOW

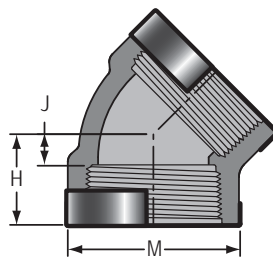
Fipt x Fipt



Part Number	Size	H	J	M	Approx. Wt. (Lbs.)
819-002C	1/4	25/32	3/16	27/32	.03
819-003C	3/8	13/16	3/16	1	.04
819-005C	1/2	31/32	5/16	1-3/16	.08
819-007C	3/4	1-3/32	13/32	1-3/8	.07
819-010C	1	1-7/32	7/32	1-11/16	.15
819-012C	1-1/4	1-7/16	7/16	2-3/16	.25
819-015C	1-1/2	1-1/2	15/32	2-1/2	.33
819-020C	2	1-23/32	21/32	3	.48
819-025C	2-1/2	2-17/32	31/32	3-1/2	1.24
819-030C	3	2-23/32	1	4-9/32	1.92
819-040C	4	3-1/4	1-7/32	5-1/4	2.79

SPECIAL REINFORCED 45° ELBOW

SR Fipt x SR Fipt

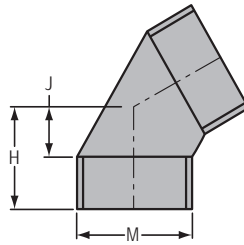


Part Number	Size	H	J	M	Approx. Wt. (Lbs.)
819-005CSR	1/2	1	5/16	1-3/16	.09
819-007CSR	3/4	1-1/8	13/32	1-3/8	.11
819-010CSR	1	1-1/4	13/32	1-23/32	.18

Schedule 80 CPVC Technical Information
Schedule 80 CPVC Fittings

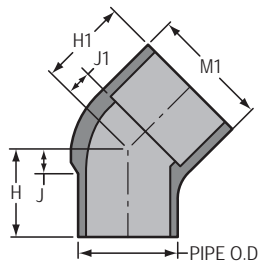


60° ELBOW
 Socket x Socket



Part Number	Size	H	J	M	Approx. Wt. (Lbs.)
824-005CF	1/2	1-5/8	5/8	1-1/8	.14
824-007CF	3/4	1-11/16	11/16	1-3/8	.09
824-010CF	1	2	3/4	1-11/16	.34
824-012CF	1-1/4	2-1/2	1	2-1/16	.69
824-015CF	1-1/2	2-5/8	1-1/8	1-3/8	.37
824-020CF	2	3	1-1/4	2-13/16	.59
824-025CF	2-1/2	3-9/16	1-9/16	3-7/16	.95
824-030CF	3	4	1-3/4	4-1/8	1.34
824-040CF	4	4-5/16	2-1/16	5-3/16	5.10
824-050CF	5	5-3/8	2-3/8	6-5/16	7.39
824-060CF	6	6-1/8	2-7/8	7-1/2	10.87
824-080CF	8	7-3/4	3-1/2	9-5/8	19.49
824-100CF	10	9-11/16	4-7/16	11-15/16	36.34
824-120CF	12	11-5/16	5-1/16	14-1/8	63.05
824-140CF	14	12-15/16	5-15/16	15-1/2	88.90
824-160CF	16	14-13/16	6-13/16	17-11/16	126.09
824-180CF	18	16-3/4	7-3/4	19-7/8	175.82
824-200CF	20	26-5/8	16-5/8	22-1/16	247.63
824-240CF	24	32-1/8	20-1/8	26-7/16	362.00

45° STREET ELBOW
 Spigot x Socket



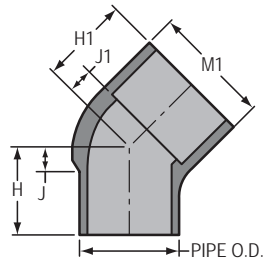
Part Number	Size	H	H1	J	J1	M1	Approx. Wt. (Lbs.)
827-005C	1/2	1-9/32	1-5/16	11/32	7/16	1-3/16	.06
827-007C	3/4	1-1/2	1-1/2	7/16	1/2	1-13/32	.10
827-010C	1	1-25/32	1-1/2	19/32	3/8	1-3/4	.16
827-012C	1-1/4	2	1-23/32	5/8	15/32	2-3/32	.24
827-015C	1-1/2	2-1/32	2-1/8	19/32	25/32	2-11/32	.32
827-020C	2	2-5/16	2-11/32	11/16	3/8	2-27/32	.47
827-025C	2-1/2	3-11/16	2-9/16	1-11/16	13/16	3-1/2	1.29
827-030C	3	3-1/4	2-13/16	1-3/16	29/32	4-5/32	1.25
827-040C	4	3-13/16	3-13/16	1-9/32	1-9/16	5-1/4	2.20
827-060C	6	5-3/32	4-25/32	2-1/16	2-1/16	7-19/32	5.91
827-080C	8	6-5/8	5-31/32	2-19/32	1-3/4	9-3/4	10.51



Schedule 80 CPVC Technical Information
Schedule 80 CPVC Fittings

45° STREET ELBOW (continued)

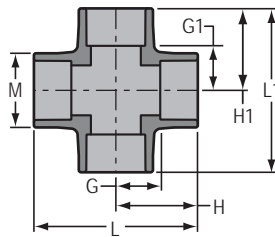
Spigot x Socket



Part Number	Size	H	H1	J	J1	M1	Approx. Wt. (Lbs.)
827-100C	10	10-21/32	8-3/16	2-19/32	5-5/16	12-3/16	26.59
827-120C	12	13-1/4	9-11/16	6-3/8	3-3/32	14-13/32	46.00
827-140CF	14	11-9/16	11-9/16	4-9/16	4-9/16	15-1/2	70.37
827-160CF	16	18-5/16	13-5/16	9-5/16	5-5/16	17-11/16	90.40
827-180CF	18	20-1/2	15	10-1/2	6	19-7/8	131.12
827-200CF	20	22-3/4	16-3/4	11-3/4	6-3/4	22-1/16	153.18
827-240CF	24	27-3/16	20-3/16	14-3/16	8-3/16	26-7/16	---

CROSS

Socket x Socket x Socket x Socket



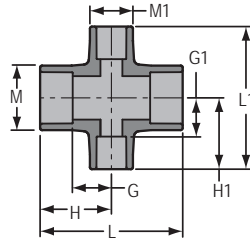
Part Number	Size	G	G1	H	H1	L	L1	M	Approx. Wt. (Lbs.)
820-002C	1/4	13/32	13/32	1-1/32	1-1/32	2-1/16	2-1/16	27/32	.05
820-005C	1/2	9/16	9/16	1-15/32	1-15/32	2-15/16	2-15/16	1-3/16	.13
820-007C	3/4	5/8	5/8	1-5/8	1-5/8	3-9/32	3-9/32	1-13/32	.21
820-010C	1	31/32	31/32	2-3/32	2-3/32	4-7/32	4-7/32	1-23/32	.46
820-012C	1-1/4	1-3/32	1-3/32	2-3/8	2-3/8	4-3/4	4-3/4	2-1/8	.65
820-015C	1-1/2	1-1/4	1-1/4	2-5/8	2-5/8	5-1/4	5-1/4	2-3/8	.81
820-020C	2	1-1/2	1-1/2	3	3	6	6	3	1.38
820-025C	2-1/2	1-11/16	1-11/16	3-15/32	3-15/32	6-29/32	6-29/32	3-17/32	2.11
820-030C	3	2-3/32	2-3/32	3-31/32	3-31/32	7-15/16	7-15/16	4-11/32	3.39
820-040C	4	2-5/8	2-5/8	4-7/8	4-7/8	9-3/4	9-3/4	5-11/32	5.30
820-050CF	5	5-1/2	5-1/2	8-1/2	8-1/2	17	17	6-5/16	15.06
820-060CF	6	6-1/4	6-1/4	9-1/2	9-1/2	19	19	7-1/2	16.94
820-080CF	8	7-5/8	7-5/8	11-7/8	11-7/8	23-3/4	23-3/4	9-5/8	40.50
820-100CF	10	9	9	14-1/4	14-1/4	28-1/2	28-1/2	11-15/16	67.20
820-120CF	12	11-1/4	11-1/4	17-1/2	17-1/2	35	35	14-1/8	107.80
820-140CF	14	12-1/4	12-1/4	19-1/4	19-1/4	38-1/2	38-1/2	15-1/2	148.16
820-160CF	16	13	13	21	21	42	42	17-11/16	180.80
820-180CF	18	13-3/4	13-3/4	22-3/4	22-3/4	45-1/2	45-1/2	19-7/8	198.00
820-200CF	20	16-3/8	16-3/8	26-3/8	26-3/8	52-3/4	52-3/4	22-1/16	249.75
820-240CF	24	20-1/4	20-1/4	32-1/4	32-1/4	64-1/2	64-1/2	26-7/16	355.98

Schedule 80 CPVC Technical Information
Schedule 80 CPVC Fittings



REDUCING CROSS

Socket x Socket x Socket x Socket



Part Number	Size	G	G1	H	H1	L	L1	M	M1	Approx. Wt. (Lbs.)
820-130C ¹	1x1x1/2x1/2	1	1-7/16	2-1/8	2-3/8	4-7/32	4-3/4	1-23/32	1-23/32	.59
820-131C	1x1x1/2x3/4	23/32	5/8	1-5/8	1-5/8	3-1/4	3-1/4	1-7/8	1-1/2	.31
820-166C ¹	1-1/4x1-1/4x1/2x1/2	1-3/32	1-3/32	2-3/8	2-11/16	4-3/4	5-3/16	3-3/32	3-3/32	.84
820-167C	1-1/4x1-1/4x3/4x3/4	1-1/16	23/32	2-1/16	1-31/32	4-3/32	3-31/32	2-1/16	1-13/32	.35
820-209C ¹	1-1/2x1-1/2x1/2x1/2	1-7/32	1-7/32	2-21/32	2-31/32	5-1/4	5-15/16	2-3/8	2-3/8	1.21
820-210C	1-1/2x1-1/2x3/4x3/4	11/16	1-5/32	2-3/32	2-3/16	4-3/16	4-11/32	2-3/8	1-13/32	.42
820-211C ¹	1-1/2x1-1/2x1x1	1-3/4	1-3/4	2-5/8	3	5-5/16	5-7/8	1-3/8	1-3/8	1.16
820-248C	2x2x3/4x3/4	11/16	1-7/16	2-7/32	2-7/16	4-13/32	4-7/8	2-29/32	1-13/32	.56
820-249C ¹	2x2x1x1	1-1/2	2-9/32	3	3-7/16	6	6-27/32	3	3	1.99
820-289C	2-1/2x2-1/2x1x1	7/8	1-23/32	2-11/16	2-7/8	5-11/32	5-3/4	3-1/2	1-3/4	1.00
820-291C ¹	2-1/2x2-1/2x1-1/2x1-1/2	1-11/16	2-15/32	3-7/16	3-27/32	6-7/8	7-23/32	3-9/16	3-9/16	2.97
820-336C ¹	3x3x1-1/4x1-1/4	2-3/32	3-1/8	3-31/32	4-3/8	7-29/32	8-3/4	4-3/16	4-3/16	4.46
820-338C ¹	3x3x2x2	2-3/32	2-27/32	3-31/32	4-5/16	7-29/32	8-5/8	4-13/32	4-5/16	4.46
820-420C ¹	4x4x2x2	2-5/8	3-13/16	4-7/8	5-11/32	9-3/4	10-21/32	5-11/32	5-7/32	7.83
820-420CF	4x4x2x2	3-7/8	4-1/4	6-1/8	6	12-1/4	12	5-3/16	2-13/16	5.79
820-422C ¹	4x4x3x3	2-5/8	3-7/16	4-7/8	5-5/16	9-3/4	10-5/8	5-1/4	5-1/4	7.21
820-528CF	6x6x2x2	4-5/8	5-3/16	7-7/8	6-15/16	15-3/4	13-7/8	7-1/2	2-13/16	8.70
820-530CF	6x6x3x3	4-3/4	5-3/4	8	8	16	16	7-1/2	4-1/8	10.24
820-532CF	6x6x4x4	5-1/4	6-3/4	8-1/2	9	17	18	7-1/2	5-3/16	15.93
820-533CF	6x6x5x5	5-3/4	6-1/2	9	9-1/2	18	19	7-1/2	6-5/16	14.41
820-578CF	8x8x2x2	4-11/16	6-1/8	8-15/16	7-7/8	17-7/8	15-3/4	9-5/8	2-13/16	15.90
820-580CF	8x8x3x3	5-3/16	6-11/16	9-7/16	8-15/16	18-7/8	17-7/8	9-5/8	4-1/8	13.77
820-582CF	8x8x4x4	5-3/4	7-11/16	10	9-15/16	20	19-7/8	9-5/8	5-3/16	24.71
820-585CF	8x8x6x6	6-3/4	8-1/16	11	11-5/16	22	22-5/8	9-5/8	7-1/2	30.75
820-621CF	10x10x2x2	4-3/8	7-1/8	9-5/8	8-7/8	19-1/4	17-11/16	11-15/16	2-13/16	24.58
820-623CF	10x10x3x3	4-7/8	7-11/16	10-1/8	9-15/16	20-1/4	19-13/16	11-15/16	4-1/8	30.16
820-624CF	10x10x4x4	5-3/8	8-11/16	10-5/8	10-15/16	21-1/4	21-13/16	11-15/16	5-3/16	28.17
820-626CF	10x10x6x6	5-7/8	9-1/16	11-1/8	12-5/16	22-1/4	24-5/8	11-15/16	7-1/2	38.61
820-628CF	10x10x8x8	8-1/4	9-15/16	13-1/2	14-3/16	27	28-3/8	11-15/16	9-5/8	59.10
820-661CF	12x12x2x2	4-3/4	8	11	9-3/4	22	19-1/2	14-1/8	2-13/16	44.02
820-663CF	12x12x3x3	5-1/4	8-9/16	11-1/2	10-13/16	23	21-5/8	14-1/8	4-1/8	45.28
820-664CF	12x12x4x4	5-3/4	9-9/16	12	11-13/16	24	23-5/8	14-1/8	5-3/16	42.60
820-666CF	12x12x6x6	7-1/4	9-15/16	13-1/4	13-3/16	26-1/2	26-3/8	14-1/8	7-1/2	61.56
820-668CF	12x12x8x8	8	10-13/16	14-1/4	15-1/16	28-1/2	30-1/8	14-1/8	9-5/8	73.35
820-670CF	12x12x10x10	10-1/4	10-13/16	16-1/2	16-1/16	33	32-1/8	14-1/8	11-15/16	78.03
820-691CF	14x14x2x2	5-3/16	8-9/16	12-3/16	10-5/16	24-3/8	20-5/8	15-1/2	2-13/16	45.02

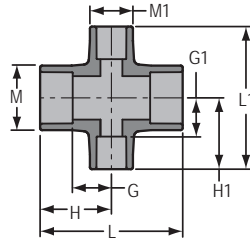
¹ Outlet sized with bushing



Schedule 80 CPVC Technical Information
Schedule 80 CPVC Fittings

REDUCING CROSS (continued)

Socket x Socket x Socket x Socket



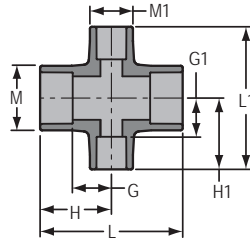
Part Number	Size	G	G1	H	H1	L	L1	M	M1	Approx. Wt. (Lbs.)
820-693CF	14x14x3x3	5-3/4	9-1/8	12-3/4	11-3/8	25-1/2	22-3/4	15-1/2	4-1/8	57.57
820-694CF	14x14x4x4	6-1/2	10-1/8	13-1/2	12-3/8	27	24-3/4	15-1/2	5-3/16	69.17
820-696CF	14x14x6x6	8-1/4	10-1/2	15-1/4	13-3/4	30-1/2	27-1/2	15-1/2	7-1/2	63.15
820-698CF	14x14x8x8	9-1/4	11-3/8	16-1/4	15-5/8	32-1/2	31-1/4	15-1/2	9-5/8	68.17
820-700CF	14x14x10x10	10-1/8	11-3/8	17-1/8	16-5/8	34-1/4	33-1/4	15-1/2	11-15/16	89.80
820-702CF	14x14x12x12	11	11-3/8	18	17-5/8	36	35-1/4	15-1/2	14-1/8	93.81
820-751CF	16x16x2x2	5-7/8	9-1/2	13-7/8	11-1/4	27-3/4	22-1/2	17-11/16	2-13/16	71.71
820-752CF	16x16x2-1/2x2-1/2	6	9-11/16	14	11-11/16	28	23-3/8	17-11/16	3-7/16	65.37
820-753CF	16x16x3x3	6-5/16	10-1/16	14-5/16	12-5/16	28-5/8	24-5/8	17-11/16	4-1/8	67.39
820-754CF	16x16x4x4	6-1/8	11-1/16	14-1/8	13-5/16	28-1/4	26-5/8	17-11/16	5-3/16	70.21
820-756CF	16x16x6x6	8-5/8	11-7/16	16-5/8	14-11/16	33-1/4	29-3/8	17-11/16	7-1/2	90.09
820-758CF	16x16x8x8	9-5/8	12-5/16	17-5/8	16-9/16	35-1/4	33-1/8	17-11/16	9-5/8	98.69
820-760CF	16x16x10x10	10-5/8	12-5/16	18-5/8	17-9/16	37-1/4	35-1/8	17-11/16	11-15/16	103.85
820-762CF	16x16x12x12	11-5/8	12-5/16	19-5/8	18-9/16	39-1/4	37-1/8	17-11/16	14-1/8	116.70
820-764CF	16x16x14x14	12-3/4	12-11/16	20-3/4	19-11/16	41-1/2	39-3/8	17-11/16	15-1/2	135.00
820-784CF	18x18x4x4	6-7/8	11-15/16	15-7/8	14-3/16	31-3/4	28-3/8	19-7/8	5-3/16	99.22
820-786CF	18x18x6x6	8-1/2	12-5/16	17-1/2	15-9/16	35	31-1/8	19-7/8	7-1/2	122.13
820-788CF	18x18x8x8	9-1/2	13-3/16	18-1/2	17-7/16	37	34-7/8	19-7/8	9-5/8	135.00
820-790CF	18x18x10x10	10-1/2	13-3/16	19-1/2	18-7/16	39	36-7/8	19-7/8	11-15/16	150.90
820-792CF	18x18x12x12	11-1/2	13-3/16	20-1/2	19-7/16	41	38-7/8	19-7/8	14-1/8	169.57
820-794CF	18x18x14x14	12-3/4	13-9/16	21-3/4	20-9/16	43-1/2	41-1/8	19-11/16	15-1/2	165.78
820-796CF	18x18x16x16	13-1/2	14-3/16	22-1/2	22-3/16	45	44-3/8	19-11/16	17-11/16	172.46
820-814CF	20x20x4x4	7-11/16	12-7/8	17-11/16	15-1/8	35-3/8	30-1/4	22-1/16	5-3/16	116.55
820-816CF	20x20x6x6	8-7/8	13-1/4	18-7/8	16-1/2	37-3/4	33	22-1/16	7-1/2	140.98
820-818CF	20x20x8x8	9-7/8	14-1/8	19-7/8	18-3/8	39-3/4	36-3/4	22-1/16	9-5/8	151.48
820-820CF	20x20x10x10	10-7/8	14-1/8	20-7/8	19-3/8	41-3/4	38-3/4	22-1/16	11-15/16	163.28
820-822CF	20x20x12x12	11-7/8	14-1/8	21-7/8	20-3/8	43-3/4	40-3/4	22-1/16	14-1/8	176.50
820-824CF	20x20x14x14	12-7/8	14-1/2	22-7/8	21-1/2	45-3/4	43	22-1/16	15-1/2	190.95
820-826CF	20x20x16x16	14	15-1/8	24	23-1/8	48	46-1/4	22-1/16	17-11/16	210.27
820-828CF	20x20x18x18	15	15	25	24	50	48	22-1/16	19-7/8	226.80
820-904CF	24x24x4x4	9	14-11/16	21	16-15/16	42	33-7/8	26-7/16	5-3/16	195.97
820-906CF	24x24x6x6	9-1/4	15-1/16	21-1/4	18-5/16	42-1/2	36-5/8	26-7/16	7-1/2	202.94
820-908CF	24x24x8x8	10-1/4	15-15/16	22-1/4	20-3/16	44-1/2	40-3/8	26-7/16	9-5/8	236.29
820-910CF	24x24x10x10	11-1/4	15-15/16	23-1/4	21-3/16	46-1/2	42-3/8	26-7/16	11-15/16	255.96

Schedule 80 CPVC Technical Information
Schedule 80 CPVC Fittings



REDUCING CROSS (continued)

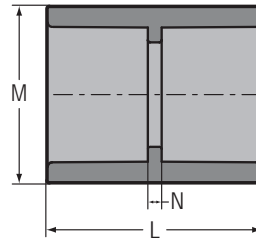
Socket x Socket x Socket x Socket



Part Number	Size	G	G1	H	H1	L	L1	M	M1	Approx. Wt. (Lbs.)
820-912CF	24x24x12x12	12-1/4	15-15/16	24-1/4	22-3/16	48-1/2	44-3/8	26-7/16	14-1/8	280.93
820-914CF	24x24x14x14	13-1/4	16-5/16	25-1/4	23-5/16	50-1/2	46-5/8	26-1/16	15-1/2	282.43
820-916CF	24x24x16x16	14-3/4	16-15/16	26-3/4	24-15/16	53-1/2	49-7/8	26-7/16	17-11/16	306.44
820-918CF	24x24x18x18	15-3/4	16-13/16	27-3/4	25-13/16	55-1/2	51-5/8	26-7/16	19-7/8	246.78
820-920CF	24x24x20x20	16-3/4	18-3/16	28-3/4	28-3/16	57-1/2	56-3/8	26-7/16	22-1/16	351.60

COUPLING

Socket x Socket



Part Number	Size	L	M	N	Approx. Wt. (Lbs.)
829-002C	1/4	1-3/8	27/32	1/16	.02
829-003C	3/8	1-5/8	1	3/32	.04
829-005C	1/2	1-7/8	1-3/16	1/8	.07
829-007C	3/4	2-1/8	1-13/32	1/8	.10
829-010C	1	2-15/32	1-23/32	3/16	.13
829-012C	1-1/4	2-11/16	2-7/32	3/16	.23
829-015C	1-1/2	2-7/8	2-11/32	3/32	.22
829-020C	2	3-1/8	2-27/32	3/32	.32
829-025C	2-1/2	3-11/16	3-15/32	1/4	.58
829-030C	3	3-31/32	4-5/32	3/16	.82
829-040C	4	4-3/4	5-5/16	1/4	1.36
829-050C	5	5-15/32	6-3/8	7/32	2.18
829-050CF	5	8	6-5/16	2	2.32
829-060C	6	6-3/8	7-9/16	1/4	3.93
829-080C	8	8-1/4	9-23/32	9/32	6.95
829-100C	10	10-9/32	12-1/16	1/4	12.31
829-100CF	10	12-1/2	11-15/16	2	16.78
829-120C	12	12-3/8	14-7/32	3/8	20.05

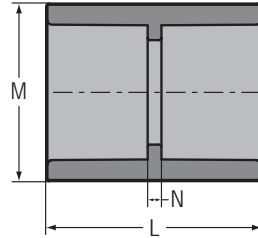


Schedule 80 CPVC Technical Information
Schedule 80 CPVC Fittings

COUPLING

(continued)

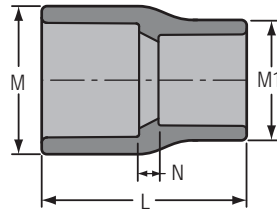
Socket x Socket



Part Number	Size	L	M	N	Approx. Wt. (Lbs.)
829-120CF	12	15-1/4	14-1/8	2-3/4	27.71
829-140C	14	14-7/16	15-5/8	3/8	28.11
829-140CF	14	16	15-1/2	2	33.33
829-160CF	16	19-3/4	17-11/16	3-3/4	42.93
829-180CF	18	22	19-7/8	4	72.89
829-200CF	20	23-3/4	22-1/16	3-3/4	99.56
829-240CF	24	29-1/4	26-7/16	5-1/4	---

REDUCER COUPLING

Socket x Socket



Part Number	Size	L	M	M1	N	Approx. Wt. (Lbs.)
829-101C	3/4x1/2	2-3/32	1-13/32	1-5/32	7/32	.07
829-130C	1x1/2	2-3/16	1-23/32	1-13/32	7/32	.12
829-131C	1x3/4	2-13/32	1-23/32	1-13/32	1/4	.10
829-166C	1-1/4x1/2	2-9/16	2-3/32	1-5/32	7/16	.15
829-167C	1-1/4x3/4	2-19/32	2-3/32	1-5/8	11/32	.18
829-168C	1-1/4x1	2-11/16	2-1/8	1-3/4	5/16	.15
829-209C	1-1/2x1/2	2-27/32	2-11/32	1-3/16	19/32	.20
829-210C	1-1/2x3/4	2-7/8	2-3/8	1-13/32	17/32	.19
829-211C	1-1/2x1	2-7/8	2-11/32	1-15/16	3/8	.25
829-212C	1-1/2x1-1/4	2-13/16	2-13/32	2-1/8	5/32	.23
829-247C	2x1/2	3-3/32	2-7/8	1-5/32	11/16	.31
829-248C	2x3/4	3-7/32	2-7/8	1-13/32	23/32	.32
829-249C	2x1	3-3/32	3	1-23/32	17/32	.35
829-250C	2x1-1/4	3-11/32	2-7/8	2-3/32	19/32	.33
829-251C	2x1-1/2	3-7/32	2-27/32	2-11/32	1/4	.31
829-290C ¹	2-1/2x1-1/4	3-29/32	3-1/2	2-3/8	15/16	.59
829-291C	2-1/2x1-1/2	3-3/4	3-1/2	2-3/8	19/32	.51

¹ Outlet sized with bushing

Authorized Distributor:

Aetna Plastics Corp. 9075 Bank Street, Valley View, OH 44125 • Tel: 800-634-3074
216-781-4421 • Fax: 216-524-2280 • sales@aetnaplastics.com • www.aetnaplastics.com

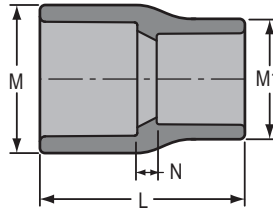
Schedule 80 CPVC Technical Information
Schedule 80 CPVC Fittings



REDUCER COUPLING

(continued)

Socket x Socket



Part Number	Size	L	M	M1	N	Approx. Wt. (Lbs.)
829-292C	2-1/2x2	3-21/32	3-15/32	2-27/32	13/32	.51
829-335C	3x1	4-7/16	4-1/8	2-7/8	1-7/16	1.04
829-336C ¹	3x1-1/4	4-7/32	4-5/32	2-29/32	1-1/16	.97
829-337C	3x1-1/2	3-1/2	4-3/16	2-3/8	7/32	.71
829-338C	3x2	4	4-5/32	2-7/8	19/32	.78
829-339C	3x2-1/2	4-1/8	4-5/32	3-15/32	1/2	.79
829-339CF	3x2-1/2	6	4-1/16	3-7/16	1-3/4	1.01
829-416C ¹	4x3/4	5-23/32	5-9/32	2-29/32	2-13/32	1.78
829-417C ¹	4x1	5-15/16	5-9/32	2-29/32	2-17/32	1.54
829-419C ¹	4x1-1/2	5-23/32	5-9/32	2-29/32	2-1/16	1.68
829-420C	4x2	5-1/2	5-9/32	2-7/8	1-25/32	1.50
829-421C	4x2-1/2	4-9/16	5-3/16	3-1/2	17/32	1.35
829-422C	4x3	4-19/32	5-1/4	4-3/16	15/32	1.33
829-488CF	5x3	7-15/16	6-1/4	5-3/16	2-15/16	3.13
829-490CF	5x4	7-3/4	6-1/4	5-3/16	2-1/2	2.53
829-528C ¹	6x2	7-1/16	7-1/2	5	2-9/16	4.42
829-529C	6x2-1/2	6-31/32	7-19/32	5-9/32	2-3/16	4.72
829-530C ¹	6x3	7-1/8	7-9/16	5-9/32	2-1/4	4.25
829-530CF	6x3	9-1/4	7-5/16	5-3/16	4-3/16	4.22
829-532C	6x4	6-5/8	7-5/8	5-5/16	1-7/16	3.45
829-533CF	6x5	8-15/16	7-3/8	6-5/16	2-11/16	3.93
829-580CF	8x3	15	9-1/2	5-3/16	8-7/8	8.74
829-582C	8x4	8-29/32	9-23/32	5-1/4	2-15/32	6.47
829-582CF	8x4	14-5/8	9-1/2	5-3/16	8-1/8	9.36
829-583CF	8x5	14-11/16	9-1/2	6-5/16	7-7/16	8.30
829-585C	8x6	8	9-3/4	7-1/2	1	6.48
829-621CF	10x2	21-1/2	11-3/4	5-3/16	14-3/42	17.05
829-623CF	10x3	21-1/2	11-3/4	5-3/16	14-7/16	17.18
829-624CF	10x4	21-1/8	11-3/4	5-3/16	13-5/8	16.54
829-625CF	10x5	21-3/16	11-3/4	6-5/16	12-15/16	16.94
829-626C	10x6	10-19/32	12-1/32	7-19/32	2-17/32	11.43
829-626CF	10x6	17-5/8	11-3/4	7-1/2	9-1/8	15.00
829-628C	10x8	10-5/8	12	9-3/4	1-17/32	11.44
829-628CF	10x8	13-3/8	11-3/4	9-5/8	3-7/8	12.00
829-664CF	12x4	28-3/8	13-15/16	5-3/16	19-7/8	32.77
829-665CF	12x5	28-7/16	13-15/16	6-5/16	19-3/16	33.24
829-666CF	12x6	24-7/8	13-15/16	7-1/2	15-3/8	25.86
829-668C	12x8	12-5/8	14-7/32	9-3/4	2-7/16	19.26

¹ Outlet sized with bushing

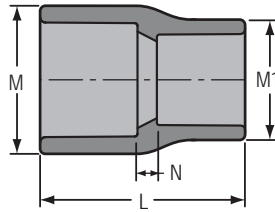


Schedule 80 CPVC Technical Information
Schedule 80 CPVC Fittings

REDUCER COUPLING

(continued)

Socket x Socket



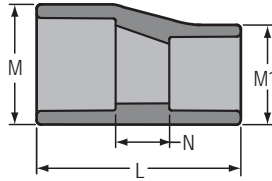
Part Number	Size	L	M	M1	N	Approx. Wt. (Lbs.)
829-668CF	12x8	20-5/8	13-15/16	9-5/8	10-1/8	24.34
829-670CF	12x10	16-3/8	13-15/16	11-15/16	4-7/8	20.77
829-694CF	14x4	30-1/8	15-3/16	5-3/16	20-7/8	32.89
829-696CF	14x6	26-5/8	15-3/16	7-1/2	16-3/8	31.45
829-698CF	14x8	22-3/8	15-3/16	9-5/8	11-1/8	27.69
829-700CF	14x10	18-1/8	15-3/16	11-15/16	5-7/8	26.86
829-702CF	14x12	17-3/4	15-3/8	14-1/8	4-1/2	29.14
829-754CF	16x4	38	17-3/8	5-3/16	27-3/4	50.97
829-756CF	16x6	34-1/2	17-3/8	7-1/2	23-1/4	54.03
829-758CF	16x8	30-1/4	17-3/8	9-5/8	18	54.00
829-760CF	16x10	26	17-3/8	11-15/16	12-3/4	51.35
829-762CF	16x12	20-1/4	17-3/8	14-1/8	6	65.63
829-764CF	16x14	21-1/4	17-1/2	15-1/2	5-1/4	50.00
829-784CF	18x4	47-3/8	19-11/16	5-3/16	36-1/8	107.14
829-786CF	18x6	43-7/8	19-11/16	7-1/2	31-5/8	105.76
829-788CF	18x8	39-5/8	19-11/16	9-5/8	26-3/8	101.60
829-790CF	18x10	35-3/8	19-11/16	11-15/16	21-1/8	89.54
829-792CF	18x12	29-5/8	19-11/16	14-1/8	14-3/8	76.67
829-794CF	18x14	29-5/8	19-11/16	15-1/2	13-5/8	87.00
829-796CF	18x16	23	19-11/16	17-11/16	6	63.70
829-814CF	20x4	58	21-7/8	5-3/16	45-3/4	159.76
829-816CF	20x6	54-1/2	21-7/8	7-1/2	41-1/4	158.17
829-818CF	20x8	50-1/4	21-7/8	9-5/8	36	154.50
829-820CF	20x10	46	21-7/8	11-15/16	30-3/4	146.56
829-822CF	20x12	40-1/4	21-7/8	14-1/8	24	137.46
829-824CF	20x14	40-1/4	21-7/8	15-1/2	23-1/4	---
829-826CF	20x16	33-5/8	21-7/8	17-11/16	15-5/8	115.51
829-828CF	20x18	25-1/2	21-7/8	19-7/8	6-1/2	---
829-904CF	24x4	71-1/2	26-1/16	5-3/16	57-1/4	241.69
829-906CF	24x6	68	26-1/16	7-1/2	52-3/4	240.34
829-908CF	24x8	63-3/4	26-1/16	9-5/8	47-1/2	236.18
829-910CF	24x10	59-1/2	26-1/16	11-15/16	42-1/4	270.28
829-912CF	24x12	53-3/4	26-1/16	14-1/8	35-1/2	219.13
829-914CF	24x14	53-3/4	26-1/16	15-1/2	34-3/4	---
829-916CF	24x16	47-1/8	26-1/16	17-11/16	27-1/8	179.54
829-918CF	24x18	39	26-1/16	19-7/8	18	167.74
829-920CF	24x20	30-5/8	26-1/16	22-1/16	8-5/8	139.32

Schedule 80 CPVC Technical Information
Schedule 80 CPVC Fittings



ECCENTRIC REDUCER COUPLING

Socket x Socket



Part Number	Size	L	M	M1	N	Approx. Wt. (Lbs.)
829-101CFE	3/4x1/2	3-7/16	1-3/8	1-1/8	1-7/16	.09
829-130CFE	1x1/2	4-1/16	1-5/8	1-1/8	1-13/16	.11
829-131CFE	1x3/4	4	1-5/8	1-3/8	1-3/4	.15
829-168CFE	1-1/4x1	4-5/8	2	1-11/16	1-7/8	.30
829-209CFE	1-1/2x1/2	7-7/16	2-1/4	1-1/8	5-3/16	.33
829-210CFE	1-1/2x3/4	7-15/16	2-1/4	1-3/8	5-7/16	.34
829-211CFE	1-1/2x1	5-5/16	2-1/4	1-11/16	2-9/16	.35
829-212CFE	1-1/2x1-1/4	4-9/16	2-5/16	2-1/16	1-9/16	.33
829-249CFE	2x1	6-1/8	2-3/4	1-11/16	3-1/8	.37
829-250CFE	2x1-1/4	6-1/8	2-3/4	2-1/16	2-7/8	.46
829-251CFE	2x1-1/2	5-9/16	2-3/4	2-5/16	2-5/16	.47
829-289CFE	2-1/2x1	10-3/8	3-5/16	1-11/16	7-1/8	.90
829-290CFE	2-1/2x1-1/4	10-3/8	3-5/16	2-1/16	6-7/8	1.15
829-291CFE	2-1/2x1-1/2	9-13/16	3-5/16	2-5/16	6-5/16	1.24
829-292CFE	2-1/2x2	6-5/8	3-5/16	2-13/16	2-7/8	.86
829-335CFE	3x1	11-7/8	3-15/16	1-11/16	8-3/8	1.58
829-336CFE	3x1-1/4	11-7/8	3-15/16	2-1/16	8-1/8	1.27
829-337CFE	3x1-1/2	11-5/16	3-15/16	2-5/16	7-9/16	1.41
829-338CFE	3x2	5-7/8	4-5/32	2-7/8	2-15/32	1.07
829-339CFE	3x2-1/2	7-1/4	4-1/16	3-7/16	3	1.26
829-417CFE	4x1	17	5-1/8	1-11/16	13-1/2	3.48
829-418CFE	4x1-1/4	17	5-1/8	2-1/16	13-1/4	3.00
829-419CFE	4x1-1/2	16-7/16	5-1/8	2-5/16	12-11/16	2.60
829-420CFE	4x2	13-1/4	5-1/8	2-13/16	9-1/4	2.47
829-421CFE	4x2-1/2	12-3/8	5-1/8	3-7/16	8-1/8	2.58
829-422CFE	4x3	8-3/4	5-1/8	4-1/8	4-1/4	2.04
829-528CFE	6x2	20-7/8	7-5/16	2-13/16	15-7/8	7.02
829-529CFE	6x2-1/2	20	7-5/16	3-7/16	14-3/4	7.48
829-530CFE	6x3	16-3/8	7-5/16	4-1/8	10-7/8	5.04
829-532CFE	6x4	11-1/8	7-5/16	5-3/16	5-5/8	4.43
829-533CFE	6x5	11-1/4	7-3/8	6-5/16	5	6.44
829-578CFE	8x2	30-5/8	9-1/2	2-13/16	24-5/8	17.32
829-580CFE	8x3	26-1/8	9-1/2	4-1/8	19-5/8	16.42
829-582CFE	8x4	20-7/8	9-1/2	5-3/16	14-3/8	13.59
829-583CFE	8x5	21	9-1/2	6-5/16	13-3/4	11.81
829-585CFE	8x6	15-1/4	9-1/2	7-1/2	7-3/4	9.78
829-624CFE	10x4	32	11-3/4	5-3/16	24-1/2	29.89
829-625CFE	10x5	32-1/8	11-3/4	6-5/16	23-7/8	27.68
829-626CFE	10x6	26-3/8	11-3/4	7-1/2	17-7/8	25.59
829-628CFE	10x8	18-1/16	11-3/4	9-5/8	8-9/16	17.28
829-664CFE	12x4	43-1/2	13-15/16	5-3/16	35	56.73

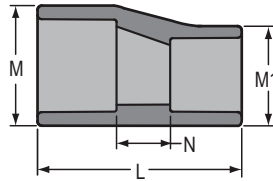


Schedule 80 CPVC Technical Information
Schedule 80 CPVC Fittings

ECCENTRIC REDUCER COUPLING

Socket x Socket

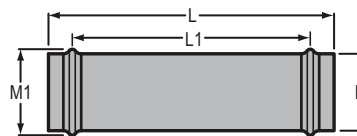
(continued)



Part Number	Size	L	M	M1	N	Approx. Wt. (Lbs.)
829-665CFE	12x5	43-5/8	13-15/16	6-5/16	34-3/8	42.50
829-666CFE	12x6	37-7/8	13-15/16	7-1/2	28-3/8	52.43
829-668CFE	12x8	29-9/16	13-15/16	9-5/8	19-1/16	34.80
829-670CFE	12x10	20-5/8	13-15/16	11-15/16	9-1/8	26.06
829-696CFE	14x6	41-3/8	15-3/16	7-1/2	31-1/8	67.95
829-698CFE	14x8	33-1/16	15-3/16	9-5/8	21-13/16	39.32
829-700CFE	14x10	24-1/8	15-3/16	11-15/16	11-7/8	60.41
829-702CFE	14x12	20-1/8	15-3/8	14-1/8	6-7/8	41.52
829-756CFE	16x6	54-1/4	17-1/2	7-1/2	43	81.83
829-758CFE	16x8	45-15/16	17-1/2	9-5/8	33-11/16	91.61
829-760CFE	16x10	37	17-1/2	11-15/16	23-3/4	85.11
829-762CFE	16x12	33	17-1/2	14-1/8	18-3/4	71.78
829-764CFE	16x14	24-5/8	17-1/2	15-1/2	9-5/8	59.26
829-786CFE	18x6	69-1/4	19-11/16	7-1/2	57	164.92
829-788CFE	18x8	60-15/16	19-11/16	9-5/8	47-11/16	152.22
829-790CFE	18x10	52	19-11/16	11-15/16	37-3/4	148.37
829-792CFE	18x12	48	19-11/16	14-1/8	32-3/4	132.56
829-794CFE	18x14	39-5/8	19-11/16	15-1/2	23-5/8	111.06
829-796CFE	18x16	28-5/8	19-11/16	17-11/16	11-5/8	85.64

FABRICATED REPAIR COUPLING

Gasket x Gasket



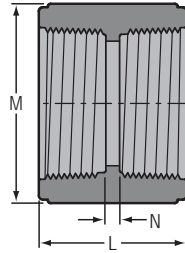
Part Number	Size	L	L1	M	M1	Approx. Wt. (Lbs.)
828-020CF	2	9-1/8	6	2-13/16	3-3/16	.97
828-030CF	3	15-1/2	11-3/4	4-1/8	4-5/8	3.39
828-040CF	4	19-1/2	15	5-3/16	5-3/4	6.54
828-060CF	6	23	18-1/4	7-1/2	8-1/8	13.41
828-080CF	8	26-1/8	19	9-5/8	10-3/8	21.45
828-100CF	10	28	21-1/4	11-15/16	13-1/8	---
828-120CF	12	29	21-3/8	14-1/8	15-3/8	---
828-140CF	14	30	19-1/2	15-1/2	17-1/4	45.50
828-160CF	16	31	21-11/16	17-11/16	19-3/16	60.00

Schedule 80 CPVC Technical Information
Schedule 80 CPVC Fittings



COUPLING

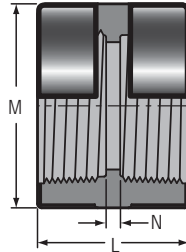
Fipt x Fipt



Part Number	Size	L	M	N	Approx. Wt. (Lbs.)
830-002C	1/4	1-11/32	13/16	5/32	.02
830-003C	3/8	1-15/32	1	9/32	.04
830-005C	1/2	1-5/8	1-9/32	1/4	.07
830-007C	3/4	1-11/16	1-5/8	3/32	.09
830-010C	1	2-3/32	1-15/16	1/8	.15
830-012C	1-1/4	2-3/16	2-9/32	3/16	.22
830-015C	1-1/2	2-7/32	2-5/8	3/16	.30
830-020C	2	2-7/32	3	7/32	.35
830-025C	2-1/2	3-5/16	3-9/16	1/8	.71
830-030C	3	3-15/32	4-3/8	21/32	1.13
830-040C	4	3-21/32	5-9/16	3/16	1.61
830-060CF	6	3-3/4	7-3/16	3/4	1.76
830-080CF	8	4-1/2	9-3/8	1-1/16	3.33

SPECIAL REINFORCED COUPLING

SR Fipt x SR Fipt



Part Number	Size	L	M	N	Approx. Wt. (Lbs.)
830-005CSR	1/2	1-19/32	1-7/32	9/32	.06
830-007CSR	3/4	1-5/8	1-3/8	1/8	.07
830-010CSR	1	1-15/16	1-23/32	1/16	.13
830-012CSR	1-1/4	2-1/16	2-1/16	5/16	.17
830-015CSR	1-1/2	2-5/32	2-7/16	11/32	.25
830-020CSR	2	2-1/4	3-1/32	1/4	.39

Made in the U.S.A.

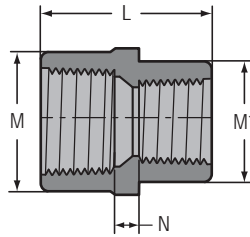
Authorized Distributor:
Aetna Plastics Corp. 9075 Bank Street, Valley View, OH 44125 • Tel: 800-634-3074
216-781-4421 • Fax: 216-524-2280 • sales@aetnoplastics.com • www.aetnoplastics.com



Schedule 80 CPVC Technical Information
Schedule 80 CPVC Fittings

REDUCER COUPLING

Fipt x Fipt

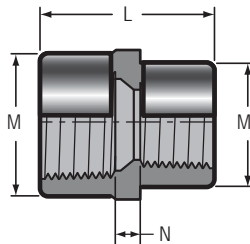


Part Number	Size	L	M	M1	N	Approx. Wt. (Lbs.)
830-072C ¹	1/2x1/4	1-31/32	1-5/16	1-5/32	5/8	.08
830-073C ¹	1/2x3/8	1-29/32	1-7/32	1-7/32	19/32	.08
830-101C	3/4x1/2	1-23/32	1-3/8	1-7/32	7/32	.08

¹ Outlet sized with bushing

SPECIAL REINFORCED REDUCER COUPLING

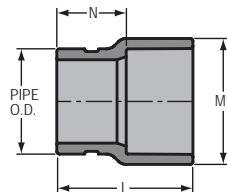
SR Fipt x SR Fipt



Part Number	Size	L	M	M1	N	Approx. Wt. (Lbs.)
830-101CSR	3/4x1/2	1-23/32	1-3/8	1-7/32	7/32	.09
830-130CSR	1x1/2	2-1/4	1-23/32	1-7/32	21/32	.17
830-131CSR	1x3/4	2-13/32	1-23/32	1-3/8	23/32	.17
830-210CSR	1-1/2x3/4	2-7/8	2-7/16	1-3/8	1-7/32	.29
830-211CSR	1-1/2x1	2-15/16	2-7/16	1-11/16	7/16	.36
830-212CSR	1-1/2x1-1/4	2-7/8	2-1/2	2-3/32	15/16	.34
830-249CSR	2x1	3-3/16	3	1-23/32	1-17/32	.48
830-251CSR	2x1-1/2	3-1/4	3	2-7/16	1-7/16	.52

GROOVED COUPLING ADAPTER

Groove x Socket



Part Number	Size	L	M1	N	Approx. Wt. (Lbs.)
833-012C	1-1/4	2-13/16	2-1/16	1-9/16	.17
833-015C	1-1/2	2-29/32	2-11/32	1-1/2	.20
833-020C	2	3-1/16	2-7/8	1-9/16	.30
833-025C	2-1/2	3-3/8	3-1/2	1-5/8	.52
833-030C	3	3-9/16	4-3/16	1-11/16	.72

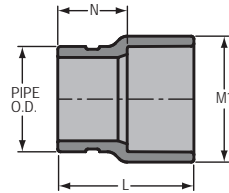
Schedule 80 CPVC Technical Information
Schedule 80 CPVC Fittings



GROOVED COUPLING ADAPTER

Groove x Socket

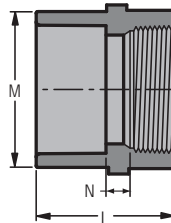
(continued)



Part Number	Size	L	M1	N	Approx. Wt. (Lbs.)
833-040C	4	4-17/32	5-1/4	2-9/32	1.38
833-050CF	5	7	6-5/16	4	2.35
833-060C	6	5-5/16	7-9/16	2-5/16	3.00
833-080CF	8	8-3/16	9-5/8	3-15/16	7.16
833-100CF	10	9-7/8	11-15/16	4-5/8	10.72
833-120CF	12	10-7/8	14-1/8	4-5/8	24.11

FEMALE ADAPTER

Socket x Fipt



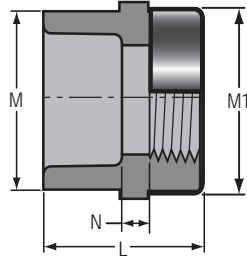
Part Number	Size	L	M	N	Approx. Wt. (Lbs.)
835-002C	1/4	1-11/32	27/32	3/32	.02
835-003C	3/8	1-15/32	1	3/32	.04
835-005C	1/2	1-23/32	1-5/32	3/32	.05
835-007C	3/4	1-27/32	1-13/32	3/32	.08
835-010C	1	2-1/8	1-23/32	3/32	.14
835-012C	1-1/4	2-5/16	2-3/32	3/32	.22
835-015C	1-1/2	2-1/2	2-11/32	3/32	.21
835-020C	2	3	3-1/32	1/4	.42
835-025C	2-1/2	3-1/4	3-9/16	7/32	.67
835-030C	3	3-15/32	4-1/4	3/16	.76
835-040C	4	3-31/32	5-7/32	1/4	1.71
835-060C	6	4-31/32	7-21/32	5/16	3.22
835-080C	8	6-5/32	9-23/32	1/4	5.39
835-080CF	8	8-9/16	9-5/8	2-9/16	6.56
835-100CF	10	10-1/4	11-15/16	3	11.59
835-120CF	12	11-1/8	14-1/8	2-5/8	20.00



Schedule 80 CPVC Technical Information
Schedule 80 CPVC Fittings

SPECIAL REINFORCED FEMALE ADAPTER

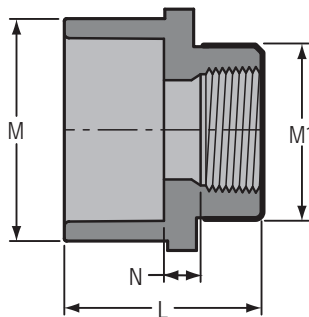
Socket x SR Fipt



Part Number	Size	L	M	M1	N	Approx. Wt. (Lbs.)
835-002CSR	1/4	1-13/32	27/32	27/32	3/32	.03
835-003CSR	3/8	1-15/32	15/16	31/32	3/32	.04
835-005CSR	1/2	1-23/32	1-5/32	1-3/16	3/32	.06
835-007CSR	3/4	1-7/8	1-13/32	1-3/8	3/32	.09
835-010CSR	1	2-1/8	1-11/16	1-23/32	3/32	.14
835-012CSR	1-1/4	2-5/16	2-3/32	2-1/16	3/32	.20
835-015CSR	1-1/2	2-7/16	2-13/32	2-7/16	7/32	.28
835-020CSR	2	2-23/32	3	3-1/32	1/4	.45
835-025CSR	2-1/2	3-1/4	3-9/16	3-9/16	11/32	.70
835-030CSR	3	3-1/2	4-1/4	4-9/32	7/32	1.01
835-040CSR	4	3-31/32	5-7/32	5-1/4	7/32	1.35
835-060CSR	6	4-31/32	7-5/8	7-21/32	1/4	3.25

REDUCING FEMALE ADAPTER

Socket x Fipt



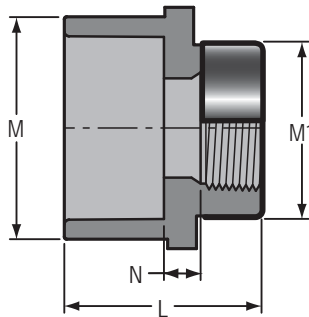
Part Number	Size	L	M	M1	N	Approx. Wt. (Lbs.)
835-098C	3/4x1/4	1-15/16	1-13/32	27/32	13/32	.06

Schedule 80 CPVC Technical Information
Schedule 80 CPVC Fittings



**SPECIAL REINFORCED
REDUCING FEMALE ADAPTER**

Socket x SR Fipt

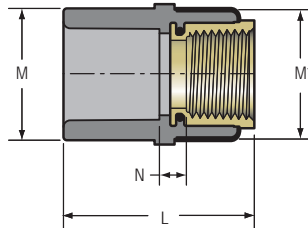


Part Number	Size	L	M	M1	N	Approx. Wt. (Lbs.)
835-074CSR	1/2x3/4	1-3/4	1-3/16	1-3/8	7/32	.08
835-098CSR	3/4x1/4	1-15/16	1-13/32	27/32	13/32	.07
835-101CSR	3/4x1/2	1-7/8	1-3/8	1-3/16	3/16	.08
835-102CSR	3/4x1	2-1/16	1-7/16	1-11/16	7/32	.13
835-130CSR	1x1/2	2	1-11/16	1-3/16	7/32	.11
835-131CSR	1x3/4	2-3/32	1-3/4	1-3/8	1/4	.13

TRANSITION FEMALE ADAPTER

Socket x Brass Fipt

Dimensions Also Applicable to 835-XXXCSS

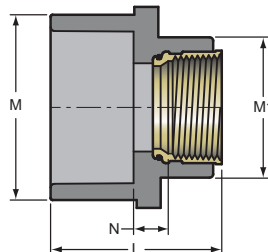


Part Number	Size	L	M	M1	N	Approx. Wt. (Lbs.)
835-005CBR	1/2	1-25/32	1-5/32	1-7/32	5/8	.12
835-007CBR	3/4	2	1-13/32	1-3/8	3/8	.24
835-010CBR	1	2-7/32	1-3/4	1-11/16	13/32	.31
835-012CBR	1-1/4	2-3/8	2-3/32	2-1/16	3/8	.36
835-015CBR	1-1/2	2-17/32	2-13/32	2-7/16	13/32	.48
835-020CBR	2	2-25/32	2-7/8	3-3/16	7/16	1.05

Not intended to convey or dispense water for human consumption through drinking or cooking

**TRANSITION REDUCING
FEMALE ADAPTER**

Socket x Brass Fipt



Part Number	Size	L	M	M1	N	Approx. Wt. (Lbs.)
835-101CBR	3/4x1/2	2-1/32	1-7/16	1-3/16	15/32	.18

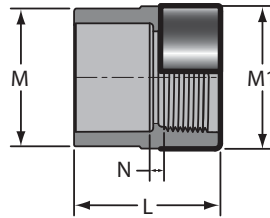
Not intended to convey or dispense water for human consumption through drinking or cooking



Schedule 80 CPVC Technical Information
Schedule 80 CPVC Fittings

**ENCAPSULATED SPECIAL REINFORCED
 FEMALE ADAPTER**

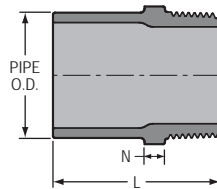
Socket x ESR Fipt



Part Number	Size	L	M	M1	N	Approx. Wt. (Lbs.)
835-002CESR	1/4	1-1/2	27/32	29/32	3/32	.05
835-003CESR	3/8	1-17/32	15/16	1-1/32	3/16	.04
835-005CESR	1/2	1-7/8	1-3/16	1-9/32	9/32	.07
835-007CESR	3/4	2	1-13/32	1-15/32	1/8	.11
835-010CESR	1	2-1/4	1-3/4	1-13/16	1/8	.15
835-012CESR	1-1/4	2-7/16	2-1/8	2-5/32	3/16	.22
835-015CESR	1-1/2	2-9/16	2-13/32	2-1/2	1/4	.31
835-020CESR	2	2-27/32	3	3-3/32	13/32	.49

MALE ADAPTER

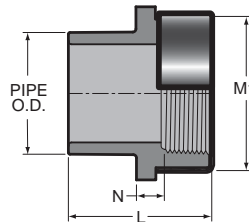
Spigot x Mipt



Part Number	Size	L	N	Approx. Wt. (Lbs.)
861-005C	1/2	1-13/16	5/16	.03
861-007C	3/4	1-31/32	5/16	.05
861-010C	1	2-3/32	1/4	.08
861-131C	1x3/4	2	1/4	.07
861-012C	1-1/4	2-9/32	9/32	.13
861-015C	1-1/2	2-5/8	11/32	.15
861-020C	2	2-13/16	13/32	.24

**SPECIAL REINFORCED SPIGOT
 FEMALE ADAPTER**

Spigot x SR Fipt



Part Number	Size	L	M1	N	Approx. Wt. (Lbs.)
878-005CSR	1/2	1-3/4	1-3/16	5/32	.06
878-007CSR	3/4	1-15/16	1-3/8	3/16	.08
878-010CSR	1	2-1/4	1-11/16	7/32	.13
878-012CSR	1-1/4	2-15/32	2-1/16	1/4	.19
878-015CSR	1-1/2	2-21/32	2-7/16	13/32	.26

Authorized Distributor:

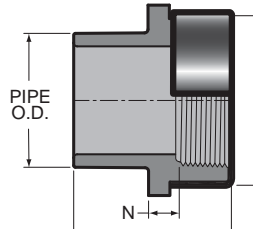
Aetna Plastics Corp. 9075 Bank Street, Valley View, OH 44125 • Tel: 800-634-3074
216-781-4421 • Fax: 216-524-2280 • sales@aetnaplastics.com • www.aetnaplastics.com

Schedule 80 CPVC Technical Information
Schedule 80 CPVC Fittings



**SPECIAL REINFORCED SPIGOT
 FEMALE ADAPTER (continued)**

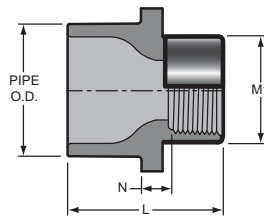
Spigot x SR Fipt



Part Number	Size	L	M1	N	Approx. Wt. (Lbs.)
878-020CSR	2	2-13/16	3	3/8	.40
878-030CSR	3	3-27/32	4-9/32	17/32	.97
878-040CSR	4	4-3/8	5-1/4	5/8	1.42

**SPECIAL REINFORCED REDUCING
 SPIGOT FEMALE ADAPTER**

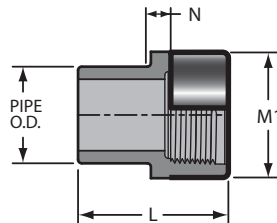
Spigot x SR Fipt



Part Number	Size	L	M1	N	Approx. Wt. (Lbs.)
878-072CSR	1/2x1/4	1-13/32	27/32	3/16	.03
878-098CSR	3/4x1/4	1-27/32	27/32	7/32	.06
878-128CSR	1x1/4	2-3/8	27/32	21/32	.09

**ENCAPSULATED SPECIAL REINFORCED
 SPIGOT FEMALE ADAPTER**

Spigot x ESR Fipt



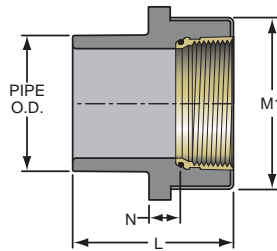
Part Number	Size	L	M1	N	Approx. Wt. (Lbs.)
878-005CESR	1/2	1-7/8	1-9/32	3/16	.07
878-007CESR	3/4	2-1/16	1-15/32	3/8	.09
878-010CESR	1	2-3/8	1-25/32	11/32	.15
878-012CESR	1-1/4	2-19/32	2-5/32	5/16	.20
878-015CESR	1-1/2	2-3/4	2-1/2	13/32	.29
878-020CESR	2	2-15/16	3-3/32	5/16	.44



Schedule 80 CPVC Technical Information
Schedule 80 CPVC Fittings

TRANSITION FEMALE ADAPTER

Spigot x Brass Fipt

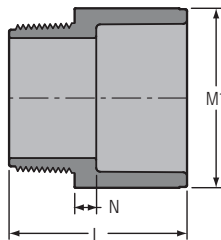


Part Number	Size	L	M1	N	Approx. Wt. (Lbs.)
878-010CBR	1	2-9/32	1-23/32	13/32	.23

Not intended to convey or dispense water for human consumption through drinking or cooking

MALE ADAPTER

Mipt x Socket



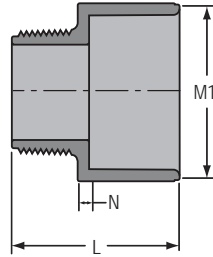
Part Number	Size	L	M1	N	Approx. Wt. (Lbs.)
836-005C	1/2	1-23/32	1-5/32	3/16	.05
836-007C	3/4	1-27/32	1-7/16	7/32	.06
836-010C	1	2-5/32	1-23/32	7/32	.10
836-012C	1-1/4	2-1/4	2-1/8	1/32	.16
836-015C	1-1/2	2-9/16	2-13/32	9/32	.19
836-020C	2	2-7/8	2-7/8	5/16	.31
836-025C	2-1/2	3-21/32	3-17/32	11/32	.54
836-030C	3	3-7/8	4-1/4	3/8	.78
836-040C	4	4-13/32	5-5/16	13/32	1.18
836-050CF	5	6	6-5/16	1-5/8	2.22
836-060C	6	5-1/2	7-9/16	19/32	3.04
836-080CF	8	8-3/16	9-5/8	2-3/16	5.95
836-100CF	10	10-3/8	11-15/16	3-3/16	10.95
836-120CF	12	11-1/8	14-1/8	2-3/4	19.99

Schedule 80 CPVC Technical Information
Schedule 80 CPVC Fittings



REDUCING MALE ADAPTER

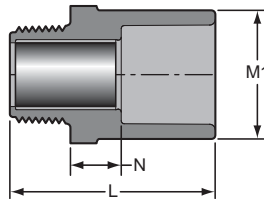
Mipt x Socket



Part Number	Size	L	M1	N	Approx. Wt. (Lbs.)
836-102C	3/4x1	2-9/32	1-3/4	17/32	.10
836-131C	1x3/4	2-1/16	1-13/32	1/4	.07

REINFORCED MALE ADAPTER

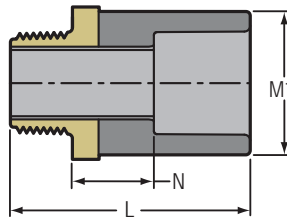
R Mipt x Socket



Part Number	Size	L	M1	N	Approx. Wt. (Lbs.)
836-005CR	1/2	2-3/32	1-5/32	9/16	.06
836-007CR	3/4	2-1/4	1-3/8	9/16	.09
836-010CR	1	2-21/32	1-23/32	11/16	.15

TRANSITION MALE ADAPTER

Brass Mipt x Socket



Part Number	Size	L	M1	N	Approx. Wt. (Lbs.)
836-005CBR	1/2	2-13/32	1-9/32	27/32	.20
836-007CBR	3/4	2-17/32	1-13/32	13/16	.26
836-010CBR	1	2-15/16	1-23/32	29/32	.43
836-012CBR	1-1/4	3-1/8	2-3/32	31/32	.66
836-015CBR	1-1/2	3-9/32	2-11/32	1	.80
836-020CBR	2	3-7/16	2-27/32	31/32	1.01

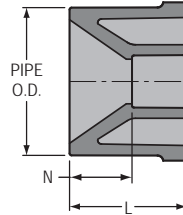


Schedule 80 CPVC Technical Information
Schedule 80 CPVC Fittings

REDUCER BUSHING

Flush Style

Spigot x Socket



Part Number	Size	L	N	Approx. Wt. (Lbs.)
837-052C	3/8x1/4	31/32	5/16	.01
837-072C	1/2x1/4	1-3/32	13/32	.02
837-073C	1/2x3/8	1-1/8	11/32	.02
837-101C	3/4x1/2	1-7/32	11/32	.03
837-129C ¹	1x3/8	1-5/8	27/32	.10
837-130C	1x1/2	1-11/32	11/32	.07
837-131C	1x3/4	1-11/32	5/16	.04
837-166C	1-1/4x1/2	1-1/2	5/8	.12
837-167C	1-1/4x3/4	1-1/2	1/2	.10
837-168C	1-1/4x1	1-19/32	15/32	.09
837-209C	1-1/2x1/2	1-23/32	13/16	.15
837-210C	1-1/2x3/4	1-5/8	5/8	.16
837-211C	1-1/2x1	1-9/16	13/32	.13
837-212C	1-1/2x1-1/4	1-9/16	9/32	.07
837-247C	2x1/2	1-29/32	1	.30
837-248C	2x3/4	1-29/32	21/32	.23
837-249C	2x1	1-25/32	5/8	.25
837-250C	2x1-1/4	1-11/16	7/16	.23
837-251C	2x1-1/2	1-3/4	11/32	.16
837-289C	2-1/2x1	2-1/32	29/32	.39
837-290C	2-1/2x1-1/4	2-5/32	13/32	.41
837-291C	2-1/2x1-1/2	2-5/32	3/4	.40
837-292C	2-1/2x2	2-1/16	17/32	.30
837-334C ¹	3x3/4	2-9/16	1-17/32	.74
837-335C	3x1	2-9/32	1-1/8	.70
837-336C	3x1-1/4	2-1/4	1	.70
837-337C	3x1-1/2	2-9/32	7/8	.67
837-338C	3x2	2-7/32	9/16	.47
837-339C	3x2-1/2	2-7/32	7/16	.37
837-416C ¹	4x3/4	2-27/32	1-27/32	1.37
837-418C ¹	4x1-1/4	3-9/16	1-11/16	1.38
837-419C	4x1-1/2	2-19/32	1-3/16	1.02
837-420C	4x2	2-21/32	1-1/8	1.13

¹CPVC Material with Lubricant

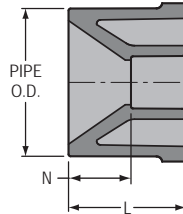
Schedule 80 CPVC Technical Information
Schedule 80 CPVC Fittings



REDUCER BUSHING (continued)

Flush Style

Spigot x Socket



Part Number	Size	L	N	Approx. Wt. (Lbs.)
837-422C	4x3	2-9/16	11/16	.86
837-490C	5x4	2-31/32	23/32	---
837-490CF	5x4	3	3/4	1.50
837-525C ¹	6x1	3-31/32	2-13/16	3.28
837-527C ¹	6x1-1/2	3-3/4	2-11/32	3.02
837-528C	6x2	3-17/32	2-1/32	3.00
837-529C ¹	6x2-1/2	3-29/32	2-5/32	3.45
837-530C	6x3	3-17/32	2-1/8	3.05
837-532C	6x4	3-9/16	1-1/4	2.95
837-533CF	6x5	3	7/16	1.94
837-534C	6x5	3-17/32	7/8	2.05
837-578C ¹	8x2	4-15/16	3-3/8	8.99
837-580C ¹	8x3	5-1/8	3-1/4	8.81
837-582C	8x4	4-1/2	2-1/4	9.01
837-585C	8x6	4-3/8	1-3/8	5.15
837-624C ¹	10x4	6	3-3/4	11.36
837-626C	10x6	5-5/16	2-5/16	9.92
837-628C	10x8	5-11/32	1-5/16	9.04
837-666CF	12x6	6-7/16	3-3/8	19.45
837-668C	12x8	6-7/8	2-7/16	10.82
837-670CF	12x10	6-11/32	19/32	11.78
837-696CF	14x6	7-3/4	4-3/4	37.74
837-698CF	14x8	7-1/2	3-7/16	32.02
837-700CF	14x10	7	2	22.64
837-702CF	14x12	7	1	9.40
837-756CF	16x6	8-3/4	5-3/4	67.03
837-758CF	16x8	8-1/2	4-7/16	61.33
837-760CF	16x10	8	3	44.88
837-762CF	16x12	8	2	27.95
837-764CF	16x14	8	1	20.00
837-788CF	18x8	9-1/2	5-7/16	---
837-790CF	18x10	9	4	97.24

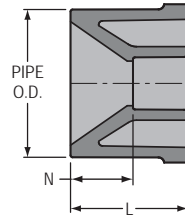


Schedule 80 CPVC Technical Information
Schedule 80 CPVC Fittings

REDUCER BUSHING (continued)

Flush Style

Spigot x Socket



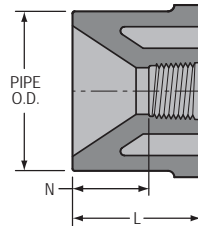
¹ Outlet sized with bushing

Part Number	Size	L	N	Approx. Wt. (Lbs.)
837-792CF	18x12	9	3	84.92
837-794CF	18x14	9	2	56.27
837-796CF	18x16	9	1	34.00

REDUCER BUSHING

Flush Style

Spigot x Fipt



Part Number	Size	L	N	Approx. Wt. (Lbs.)
838-052C	3/8x1/4	31/32	3/8	.01
838-071C	1/2x1/8	1	9/16	.02
838-072C	1/2x1/4	1	7/8	.02
838-073C	1/2x3/8	1-3/32	17/32	.02
838-098C	3/4x1/4	1-7/32	5/8	.04
838-099C	3/4x3/8	1-1/4	21/32	.04
838-101C	3/4x1/2	1-7/32	15/32	.03
838-129C	1x3/8	1-13/32	19/32	.07
838-130C	1x1/2	1-5/32	21/32	.06
838-131C	1x3/4	1-3/8	21/32	.06
838-166C	1-1/4x1/2	1-17/32	3/4	12
838-167C	1-1/4x3/4	1-7/16	23/32	.10
838-168C	1-1/4x1	1-17/32	5/8	.09

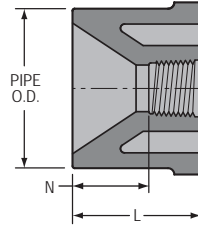
Schedule 80 CPVC Technical Information
Schedule 80 CPVC Fittings



REDUCER BUSHING (continued)

Flush Style

Spigot x Fipt



Part Number	Size	L	N	Approx. Wt. (Lbs.)
838-207C	1-1/2x1/4	1-9/16	1-3/16	.14
838-209C	1-1/2x1/2	1-11/16	31/32	.17
838-210C	1-1/2x3/4	1-9/16	27/32	.18
838-211C	1-1/2x1	1-23/32	13/16	.16
838-212C	1-1/2x1-1/4	1-1/2	9/16	.10
838-247C	2x1/2	1-29/32	1-5/32	.27
838-248C	2x3/4	1-7/8	1-5/32	.27
838-249C	2x1	1-29/32	1	.27
838-250C	2x1-1/4	1-19/32	21/32	.25
838-251C	2x1-1/2	1-9/16	5/8	.20
838-287C	2-1/2x1/2	2-3/8	1-21/32	.46
838-288C	2-1/2x3/4	2-7/16	1-5/8	.48
838-289C	2-1/2x1	2-5/32	1-1/4	.48
838-290C	2-1/2x1-1/4	2-13/32	1-3/8	.45
838-291C	2-1/2x1-1/2	2-3/8	1-13/32	.50
838-292C	2-1/2x2	2-1/16	1-1/16	.33
838-334C	3x3/4	2-9/32	1-1/2	.63
838-335C	3x1	2-9/32	1-11/32	.63
838-336C	3x1-1/4	2-1/4	1-3/8	.61
838-337C	3x1-1/2	2-1/4	1-5/8	.62
838-338C	3x2	2-3/16	1-7/32	.58
838-339C	3x2-1/2	2-3/8	3/4	.50
838-420C	4x2	2-11/16	1-21/32	1.20
838-421C	4x2-1/2	2-21/32	1-1/16	1.15
838-422C	4x3	2-5/8	1	.85
838-528C	6x2	3-17/32	2-1/2	3.04
838-530C	6x3	3-17/32	2-1/8	3.14
838-532C	6x4	3-17/32	2-1/32	2.68

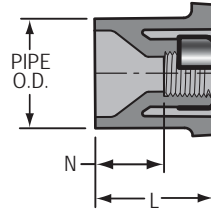


Schedule 80 CPVC Technical Information
Schedule 80 CPVC Fittings

**SPECIAL REINFORCED
 REDUCER BUSHING**

Flush Style

Spigot x SR Fipt

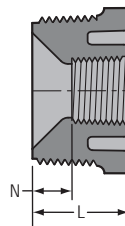


Part Number	Size	L	N	Approx. Wt. (Lbs.)
838-128CSR	1x1/4	1-13/32	25/32	.08
838-207CSR	1-1/2x1/4	1-9/16	1	.14
838-209CSR	1-1/2x1/2	1-23/32	31/32	.18
838-210CSR	1-1/2x3/4	1-9/16	13/16	.15
838-247CSR	2x1/2	1-29/32	1-5/32	.25
838-248CSR	2x3/4	1-29/32	1-5/32	.28
838-249CSR	2x1	1-7/8	31/32	.27
838-334CSR	3x3/4	2-9/32	1-17/32	.63
838-335CSR	3x1	2-9/32	1-11/32	.63
838-336CSR	3x1-1/4	2-1/4	1-5/16	.63
838-337CSR	3x1-1/2	2-1/4	1-3/8	.64
838-528CSR	6x2	3-1/2	2-9/16	2.96
838-530CSR	6x3	3-17/32	2-1/8	3.07
838-532CSR	6x4	3-17/32	2	2.67

REDUCER T.T. BUSHING

Flush Style

Mipt x Fipt



Part Number	Size	L	N	Approx. Wt. (Lbs.)
839-041C	1/4x1/8	23/32	11/32	.01
839-052C	3/8x1/4	13/16	1/8	.01

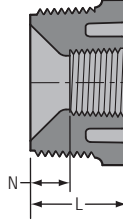
Schedule 80 CPVC Technical Information
Schedule 80 CPVC Fittings



REDUCER T.T. BUSHING (continued)

Flush Style

Mipt x Fipt



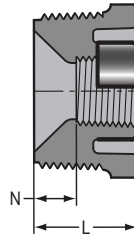
Part Number	Size	L	N	Approx. Wt. (Lbs.)
839-072C	1/2x1/4	29/32	9/32	.02
839-073C	1/2x3/8	15/16	11/32	.01
839-098C	3/4x1/4	1-1/32	7/16	.04
839-099C	3/4x3/8	1-1/32	7/16	.03
839-101C	3/4x1/2	15/16	3/16	.02
839-128C	1x1/4	1-1/8	17/32	.06
839-129C	1x3/8	1-7/32	5/8	.06
839-130C	1x1/2	1-1/16	5/16	.06
839-131C	1x3/4	1-1/8	13/32	.04
839-166C	1-1/4x1/2	1-5/16	9/16	.11
839-167C	1-1/4x3/4	1-9/32	9/16	.09
839-168C	1-1/4x1	1-9/32	1-1/32	.06
839-209C	1-1/2x1/2	1-11/32	19/32	.13
839-210C	1-1/2x3/4	1-11/32	19/32	.13
839-211C	1-1/2x1	1-11/32	13/32	.11
839-212C	1-1/2x1-1/4	1-11/32	13/32	.07
839-247C	2x1/2	1-3/8	21/32	.18
839-248C	2x3/4	1-3/8	5/8	.18
839-249C	2x1	1-3/8	15/32	.19
839-250C	2x1-1/4	1-3/8	7/16	.17
839-251C	2x1-1/2	1-3/8	13/32	.13
839-292C	2-1/2x2	1-29/32	7/8	.23
839-337C	3x1-1/2	1-15/16	29/32	.52
839-338C	3x2	1-15/16	15/16	.47
839-339C	3x2-1/2	1-15/16	5/8	.39
839-420C	4x2	2-1/8	1-1/8	.87
839-422C	4x3	2-1/8	1/2	.74
839-532C	6x4	3-17/32	1-13/16	2.78



Schedule 80 CPVC Technical Information
Schedule 80 CPVC Fittings

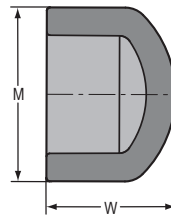
**SPECIAL REINFORCED
REDUCER T.T. BUSHING**

Mipt x SR Fipt



Part Number	Size	L	N	Approx. Wt. (Lbs.)
839-209CSR	1-1/2x1/2	1-11/32	19/32	.13
839-210CSR	1-1/2x3/4	1-11/32	19/32	.13
839-247CSR	2x1/2	1-3/8	21/32	.19
839-248CSR	2x3/4	1-3/8	5/8	.19
839-249CSR	2x1	1-3/8	15/32	.20
839-420CSR	4x2	2-1/8	1-1/8	.91

**CAP
Socket**



Part Number	Size	M	W	Approx. Wt. (Lbs.)
847-002C	1/4	13/16	15/16	.01
847-003C	3/8	31/32	1-1/8	.02
847-005C	1/2	1-3/16	1-7/32	.03
847-007C	3/4	1-3/8	1-13/32	.05
847-010C	1	1-23/32	1-5/8	.08
847-012C	1-1/4	2-3/32	1-27/32	.13
847-015C	1-1/2	2-11/32	2	.17
847-020C	2	2-7/8	2-1/4	.37
847-025C	2-1/2	3-17/32	2-5/8	.50
847-030C	3	4-5/32	3-1/32	.93
847-040C	4	5-1/4	3-19/32	1.20
847-050CF	5	6-1/2	4-7/16	1.98
847-060C	6	7-1/2	4-7/8	3.30
847-080C	8	9-23/32	6-3/8	6.36
847-100CF	10	12-1/4	5-15/16	7.49
847-120CF	12	14-1/4	7-1/8	11.72
847-140CF	14	15-1/2	7-3/8	16.54
847-160CF	16	17-7/8	9	24.52
847-180CF	18	19-15/16	9-1/4	28.88
847-200CF	20	22	14-1/4	52.00
847-240CF	24	26-3/8	17-1/4	89.74

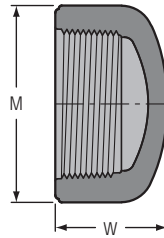
Authorized Distributor:

Aetna Plastics Corp. 9075 Bank Street, Valley View, OH 44125 • Tel: 800-634-3074
216-781-4421 • Fax: 216-524-2280 • sales@aetnaplastics.com • www.aetnaplastics.com

Schedule 80 CPVC Technical Information
Schedule 80 CPVC Fittings

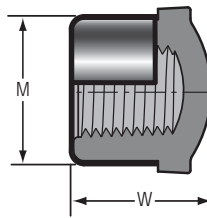


CAP
 Fipt



Part Number	Size	M	W	Approx. Wt. (Lbs.)
848-002C	1/4	29/32	15/16	.02
848-003C	3/8	31/32	29/32	.02
848-005C	1/2	1-3/16	1-1/16	.05
848-007C	3/4	1-3/32	1-7/32	.05
848-010C	1	1-27/32	1-7/16	.11
848-012C	1-1/4	2-7/32	1-17/32	.15
848-015C	1-1/2	2-17/32	1-5/8	.20
848-020C	2	3-5/32	1-25/32	.30
848-025C	2-1/2	3-5/8	2-7/16	.58
848-030C	3	4-3/8	2-7/16	.78
848-040C	4	5-7/16	3-1/16	1.45
848-060CF	6	7-3/16	4-3/8	6.18
848-080CF	8	9-3/8	4-3/8	10.07
848-100CF	10	11-5/8	5-3/4	7.69

SPECIAL REINFORCED CAP
 SR Fipt



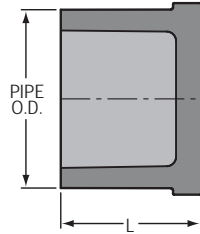
Part Number	Size	M	W	Approx. Wt. (Lbs.)
848-002CSR	1/4	27/32	27/32	.02
848-003CSR	3/8	31/32	29/32	.03
848-005CSR	1/2	1-3/16	1-1/8	.05
848-007CSR	3/4	1-3/8	1-3/32	.06
848-030CSR	3	4-9/32	2-7/16	.84



Schedule 80 CPVC Technical Information
Schedule 80 CPVC Fittings

PLUG

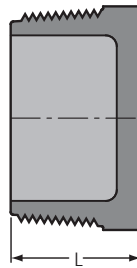
Spigot



Part Number	Size	L	Approx. Wt. (Lbs.)
849-005C	1/2	1-1/8	.03
849-007C	3/4	1-1/4	.04
849-010C	1	1-3/8	.07
849-020C	2	1-7/8	.22
849-025CF	2-1/2	5-3/8	1.17
849-030CF	3	5-5/8	1.42
849-040CF	4	6-1/2	3.00
849-060CF	6	9	8.59
849-080CF	8	12	12
849-100CF	10	11-15/16	19.14
849-120CF	12	14-1/8	31.17

PLUG

Mipt



Part Number	Size	L	Approx. Wt. (Lbs.)
850-002C	1/4	23/32	.01
850-003C	3/8	13/16	.01
850-005C	1/2	13/16	.02
850-007C	3/4	7/8	.03
850-010C	1	1-1/4	.06
850-012C	1-1/4	1-9/32	.08
850-015C	1-1/2	1-11/32	.11
850-020C	2	1-3/8	.20
850-025C	2-1/2	1-25/32	.33
850-030C	3	1-7/8	.45
850-040C	4	2-3/32	.79
850-060C	6	2-3/32	1.80
850-080CF	8	8-5/8	12.39
850-100CF	10	8-7/16	13.76

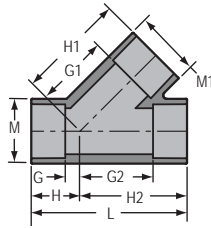
Schedule 80 CPVC Technical Information
Schedule 80 CPVC Fittings



WYE

Socket x Socket x Socket

1/2" - 2" 235 psi @ 73°F
 2-1/2" - 6" 150 psi @ 73°F
 8" & Up & All Fab 100 psi @ 73°F

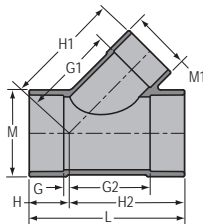


Part Number	Size	G	G1	G2	H	H1	H2	L	M	M1	Approx. Wt. (Lbs.)
875-005C	1/2	1/4	1-3/16	1-3/16	1-1/8	2-1/16	2-1/32	3-3/16	1-5/32	1-5/32	.13
875-007C	3/4	5/16	1-3/8	1-3/8	1-5/16	2-3/8	2-3/8	3-23/32	1-3/8	1-3/8	.20
875-010C	1	5/16	1-3/4	1-3/4	1-7/16	2-29/32	2-7/8	4-11/32	1-11/16	1-11/16	.33
875-012C	1-1/4	13/32	2-5/32	2-5/32	1-21/32	3-13/32	3-13/32	5-3/32	2-1/16	2-1/16	.53
875-015C	1-1/2	17/32	2-1/2	2-1/2	1-29/32	3-7/8	3-7/8	5-13/16	2-5/16	2-5/16	.74
875-020C	2	5/8	3-7/32	3-7/32	2-5/32	4-7/8	4-7/8	6-7/8	2-7/8	2-7/8	1.28
875-025C	2-1/2	27/32	3-31/32	3-31/32	2-19/32	5-23/32	5-23/32	8-5/16	3-1/2	3-1/2	2.08
875-030C	3	31/32	4-3/4	4-25/32	2-27/32	6-5/8	6-21/32	9-1/2	4-3/16	4-3/16	3.12
875-040C	4	1-1/4	6-1/32	6-1/32	3-1/2	8-9/32	8-9/32	11-25/32	5-1/4	5-1/4	5.31
875-060C	6	1-5/32	8-25/32	8-3/16	4-3/16	11-25/32	11-3/16	15-3/8	7-9/16	7-9/16	12.67
875-080C	8	1-15/16	11-11/32	11-11/32	5-31/32	15-11/32	15-11/32	21-5/16	9-3/4	9-3/4	26.97
875-080CF	8	5-1/16	15-7/8	13-11/16	9-5/16	20-1/8	17-15/16	27-1/4	9-5/8	9-5/8	44.67
875-100CF	10	6-1/2	18-7/8	17-1/4	11-3/4	24-1/8	22-1/2	34-1/4	11-15/16	11-15/16	75.04
875-120CF	12	7-1/8	21-13/16	19-7/8	13-3/8	28-1/16	26-1/8	39-1/2	14-1/8	14-1/8	123.20
875-140CF	14	9-13/16	23-13/16	23-13/16	16-13/16	30-13/16	30-13/16	47-5/8	15-1/2	15-1/2	149.48
875-160CF	16	10-1/8	26-1/8	26-1/8	18-1/8	34-1/8	34-1/8	52-1/4	17-11/16	17-11/16	211.73
875-180CF	18	10	29-3/8	28	19	38-3/8	37	56	19-7/8	19-7/8	292.04

REDUCING WYE

Socket x Socket x Socket

1/2" - 2-1/2" 235 psi @ 73°F
 3" - 6" 150 psi @ 73°F
 8" & Up & All Fab 100 psi @ 73°F



Part Number	Size	G	G1	G2	H	H1	H2	L	M	M1	Approx. Wt. (Lbs.)
875-167C ¹	1-1/4x1-1/4x3/4	3/8	2-3/4	2-1/4	1-5/8	3-3/4	3-1/2	5-1/8	2-1/16	2-1/16	.65
875-168C ¹	1-1/4x1-1/4x1	3/8	2-5/8	2-1/4	1-5/8	3-3/4	3-1/2	5-1/8	2-1/16	2-1/16	.62
875-210C ¹	1-1/2x1-1/2x3/4	1/2	3-1/2	2-9/16	1-7/8	4-1/2	3-15/16	5-13/16	2-11/32	2-11/32	.94
875-211C ¹	1-1/2x1-1/2x1	1/2	3	2-9/16	1-7/8	4-5/32	3-15/16	5-13/16	2-11/32	2-11/32	.89
875-212C ¹	1-1/2x1-1/2x1-1/4	1/2	3-1/4	2-9/16	1-7/8	4-1/2	3-15/16	5-13/16	2-11/32	2-11/32	.82
875-248C ¹	2x2x3/4	5/8	4-5/32	3-7/32	2-5/32	5-5/32	4-7/8	6-7/8	2-7/8	2-7/8	1.56

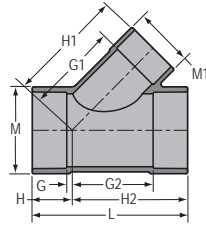


Schedule 80 CPVC Technical Information
Schedule 80 CPVC Fittings

REDUCING WYE (continued)

Socket x Socket x Socket

1/2" - 2-1/2" 235 psi @ 73°F
 3" - 6" 150 psi @ 73°F
 8" & Up & All Fab 100 psi @ 73°F



Part Number	Size	G	G1	G2	H	H1	H2	L	M	M1	Approx. Wt. (Lbs.)
875-250C ¹	2x2x1-1/4	5/8	3-5/16	3-3/8	2-5/32	5	4-3/4	6-7/8	2-7/8	2-7/8	1.52
875-251C ¹	2x2x1-1/2	1/2	3-23/32	3-11/32	2-1/32	5-3/32	4-7/8	6-7/8	2-7/8	2-7/8	1.44
875-335C ¹	3x3x1	11/16	5-7/8	4-7/32	2-9/16	6-15/16	6-1/8	8-23/32	4-3/16	4-3/16	3.57
875-336C ¹	3x3x1-1/4	7/8	5-3/4	4-1/8	2-3/4	7	6	8-3/4	4-3/16	4-3/16	3.34
875-337C ¹	3x3x1-1/2	2-5/8	5-1/2	4-1/4	2-5/8	6-7/8	6-1/8	8-3/4	4-3/16	4-3/16	3.21
875-338C ¹	3x3x2	1	5-11/32	4-3/4	2-7/8	6-31/32	6-5/8	9-1/2	4-3/16	4-3/16	3.21
875-339C ¹	3x3x2-1/2	7/8	4-1/8	4-21/32	2-3/4	6-3/4	6	8-3/4	4-3/16	4-3/16	3.11
875-420C	4x4x2	-7/8	5-5/32	4-11/16	1-3/8	6-11/16	6-15/16	8-5/16	5-9/32	2-29/32	2.92
875-422C	4x4x3	1/2	5-7/16	5-7/32	2-3/4	7-5/16	7-15/32	10-7/32	5-1/4	4-3/16	4.18
875-528C ¹	6x6x2	1/16	8-13/16	6-9/16	3-1/16	10-5/16	9-9/16	12-5/8	7-9/16	5-7/16	10.10
875-528CF	6x6x2	1-15/16	9-3/16	8-9/16	5-3/16	10-15/16	11-13/16	17	7-1/2	2-13/16	10.07
875-530C ¹	6x6x3	-1/16	8-3/8	6-11/16	3	10-1/4	9-11/16	12-5/8	7-9/16	5-3/8	9.82
875-530CF	6x6x3	2-15/16	10-5/16	9-9/16	6-3/16	12-9/16	12-13/16	19	7-1/2	4-1/8	12.14
875-532C	6x6x4	31/32	6-9/16	5-11/16	3-15/16	8-27/32	8-23/32	12-21/32	7-9/16	5-7/16	9.22
875-578C ¹	8x8x2	2	14-15/16	11-1/4	6	16-9/16	16-7/16	21-1/4	9-11/16	9-11/16	35.44
875-578CF	8x8x2	7/8	10-1/2	9-1/2	5-1/8	12-1/4	13-3/4	18-7/8	9-5/8	2-13/16	19.12
875-579CF	8x8x2-1/2	1-7/16	10-15/16	10-1/16	5-11/16	12-15/16	14-5/16	20	9-5/8	3-7/16	22.00
875-580CF	8x8x3	1-15/16	11-5/8	10-9/16	6-3/16	13-7/8	14-13/16	21	9-5/8	4-1/8	18.87
875-582C	8x8x4	11/16	9-1/8	8-1/4	3-5/16	11-3/8	12-1/4	15-9/16	9-3/4	5-1/4	15.32
875-582CF	8x8x4	2-15/16	11-7/8	11-9/16	7-3/16	14-1/8	15-13/16	23	9-5/8	5-3/16	27.78
875-585C ¹	8x8x6	2	12-15/16	11-1/4	6	15-15/16	15-1/4	21-1/4	9-11/16	9-11/16	32.29
875-585CF	8x8x6	4-15/16	13-15/16	13-9/16	9-3/16	17-3/16	17-13/16	27	9-5/8	7-1/2	34.75
875-621CF	10x10x2	1/4	11-7/8	10-1/2	5	13-5/8	15-3/4	20-3/4	11-15/16	2-13/16	26.48
875-623CF	10x10x3	3/4	13	11-1/2	6	15-1/4	16-3/4	22-3/4	11-15/16	4-1/8	29.62
875-624CF	10x10x4	1-3/4	13-1/4	12-1/2	7	15-1/2	17-3/4	24-3/4	11-15/16	5-3/16	39.21
875-626C	10x10x6	-3/16	12	11	4-13/16	15	16	20-25/32	12-1/16	7-21/32	29.85
875-626CF	10x10x6	3-3/4	15-5/16	14-1/2	9	18-9/16	19-3/4	28-3/4	11-15/16	7-1/2	29.74
875-628C	10x10x8	1-7/32	12-3/4	12-1/4	6-7/32	16-25/32	17-9/32	23-1/2	12-1/32	9-23/32	38.99
875-628CF	10x10x8	5-1/4	17-1/4	16	10-1/2	21-1/2	21-1/4	31-3/4	11-15/16	9-5/8	56.37
875-661CF	12x12x2	1-5/16	13-3/16	11-7/16	4-15/16	14-15/16	17-11/16	22-5/8	14-1/8	2-13/16	40.76
875-663CF	12x12x3	1/8	14-5/16	12-7/8	6-3/8	16-9/16	19-1/8	25-1/2	14-1/8	4-1/8	44.74
875-664CF	12x12x4	5/8	14-9/16	13-3/8	6-7/8	16-13/16	19-5/8	26-1/2	14-1/8	5-3/16	49.06
875-666CF	12x12x6	2-5/8	16-5/8	15-3/8	8-7/8	19-7/8	21-5/8	30-1/2	14-1/8	7-1/2	58.24
875-668CF	12x12x8	4-1/4	18-9/16	17	10-1/2	22-13/16	23-1/4	33-3/4	14-1/8	9-5/8	68.98
875-670CF	12x12x10	5-3/4	20-3/16	18-1/2	12	25-7/16	24-3/4	36-3/4	14-1/8	11-15/16	81.76
875-694CF	14x14x4	1-1/4	15-5/16	15-1/4	8-1/4	17-9/16	22-1/4	30-1/2	15-1/2	5-3/16	63.95
875-696CF	14x14x6	2	17-3/8	16	9	20-5/8	23	32	15-1/2	7-1/2	83.85

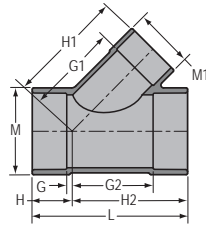
Schedule 80 CPVC Technical Information
Schedule 80 CPVC Fittings



REDUCING WYE (continued)

Socket x Socket x Socket

1/2" - 2-1/2" 235 psi @ 73°F
 3" - 6" 150 psi @ 73°F
 8" & Up & All Fab 100 psi @ 73°F

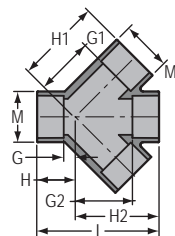


Part Number	Size	G	G1	G2	H	H1	H2	L	M	M1	Approx. Wt. (Lbs.)
875-698CF	14x14x8	4-1/4	19-5/16	18-1/4	11-1/4	23-9/16	25-1/4	36-1/2	15-1/2	9-5/8	82.78
875-700CF	14x14x10	5-3/4	20-15/16	19-3/4	12-3/4	26-3/16	26-3/4	39-1/2	15-1/2	11-15/16	107.47
875-702CF	14x14x12	7-1/4	22-9/16	21-1/4	14-1/4	28-13/16	28-1/4	42-1/2	15-1/2	14-1/8	115.64
875-754CF	16x16x4	1-1/8	16-5/8	17-1/8	9-1/8	18-7/8	25-1/8	34-1/4	17-11/16	5-3/16	88.48
875-756CF	16x16x6	1-5/8	18-11/16	17-5/8	9-5/8	21-15/16	25-5/8	35-1/4	17-11/16	7-1/2	94.93
875-758CF	16x16x8	3-5/8	20-5/8	19-5/8	11-5/8	24-7/8	27-5/8	39-1/4	17-11/16	9-5/8	108.85
875-760CF	16x16x10	5-1/8	22-1/4	21-1/8	13-1/8	27-1/2	29-1/8	42-1/4	17-11/16	11-15/16	137.97
875-762CF	16x16x12	6-1/2	23-7/8	22-1/2	14-1/2	30-1/8	30-1/2	45	17-11/16	14-1/8	146.49
875-764CF	16x16x14	7-7/8	25-1/8	23-7/8	15-7/8	32-1/8	31-7/8	47-3/4	17-11/16	15-1/2	167.10
875-784CF	18x18x4	0	17-7/8	18	9	20-1/8	27	36	19-7/8	5-3/16	119.05
875-786CF	18x18x6	3/8	20-1/8	18-9/16	9-3/8	23-3/8	27-9/16	36-15/16	19-7/8	7-1/2	131.59
875-788CF	18x18x8	3	21-7/8	21	12	26-1/8	30	42	19-7/8	9-5/8	146.16
875-790CF	18x18x10	4-1/2	23-1/2	22-1/2	13-1/2	28-3/4	31-1/2	45	19-7/8	11-15/16	197.60
875-792CF	18x18x12	6	25-1/8	24	15	31-3/8	33	48	19-7/8	14-1/8	184.28
875-794CF	18x18x14	7	26-3/8	25	16	33-3/8	34	50	19-7/8	15-1/2	211.65
875-796CF	18x18x16	8-1/2	27-3/8	26-1/2	17-1/2	35-3/8	35-1/2	53	19-7/8	17-11/16	243.00
875-822CF	20x20x12	5-5/8	26-7/16	25-5/8	15-5/8	32-11/16	35-5/8	51-1/4	22-1/16	14-1/8	213.90
875-824CF	20x20x14	7-1/8	27-11/16	27-1/8	17-1/8	34-11/16	37-1/8	54-1/4	22-1/16	15-1/2	239.07
875-826CF	20x20x16	8-1/2	28-11/16	28-1/2	18-1/2	36-11/16	38-1/2	57	22-1/16	17-11/16	321.08
875-904CF	24x24x4	3	21-3/4	21	9	24	33	42	26-7/16	5-3/16	251.85

DOUBLE WYE

Socket x Socket x Socket x Socket

100 psi @ 73°F



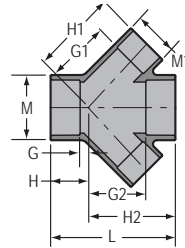
Part Number	Size	G	G1	G2	H	H1	H2	L	M	M1	Approx. Wt. (Lbs.)
876-020CF	2	3-7/8	6-1/4	6-1/4	5-7/16	7-13/16	7-13/16	13-3/16	2-7/8	2-7/8	3.01
876-030CF	3	4-3/4	8-1/4	8-1/4	6-5/8	10-3/16	10-3/16	16-13/16	4-3/16	4-3/16	5.84
876-040CF	4	4-11/16	9-3/16	9-3/16	6-15/16	11-7/16	11-7/16	18-3/8	5-3/16	5-3/16	13.33
876-060CF	6	4-15/16	12-5/8	11-9/16	8-3/16	15-7/8	14-13/16	23	7-1/2	7-1/2	28.16
876-080CF	8	5-1/16	15-7/8	13-11/16	9-5/16	20-1/8	17-15/16	27-1/4	9-5/8	9-5/8	55.13
876-100CF	10	6-1/2	18-7/8	17-1/4	11-3/4	24-1/8	22-1/2	34-1/4	11-15/16	11-15/16	94.00
876-120CF	12	7-1/8	21-13/16	19-7/8	13-3/8	28-1/16	26-1/8	39-1/2	14-1/8	14-1/8	149.15



Schedule 80 CPVC Technical Information
Schedule 80 CPVC Fittings

REDUCING DOUBLE WYE

Socket x Socket x Socket x Socket



3" - 6" 150 psi @ 73°F
 All Fab 100 psi @ 73°F

Part Number	Size	G	G1	G2	H	H1	H2	L	M	M1	Approx. Wt. (Lbs.)
876-338C	3x2	3/8	4-1/4	4-13/32	2-1/4	5-3/4	5-29/32	8	4-3/16	2-7/8	2.24
876-421CF	4x2-1/2	4-9/16	8-13/16	9-1/16	6-13/16	10-1/2	11-5/16	18-1/8	5-1/4	3-1/2	6.00
876-422CF	4x3	4-11/16	10	9-3/16	6-15/16	11-13/16	11-7/16	18-3/8	5-3/16	5-3/16	14.00
876-528CF	6x2	1-15/16	9-3/16	8-9/16	5-3/16	10-15/16	11-13/16	17	7-1/2	2-13/16	11.45
876-529CF	6x2-1/2	2-7/16	9-5/8	9-1/16	5-11/16	11-5/8	12-5/16	18	7-1/2	3-7/16	14.00
876-530CF	6x3	2-15/16	10-15/16	9-9/16	6-3/16	12-9/16	12-13/16	19	7-1/2	4-1/8	12.14
876-532CF	6x4	3-15/16	10-9/16	10-9/16	7-3/16	12-13/16	13-13/16	21	7-1/2	5-3/16	19.78
876-578CF	8x2	7/8	10-1/2	9-1/2	5-1/8	12-1/4	13-3/4	18-7/8	9-5/8	2-13/16	19.56
876-579CF	8x2-1/2	1-7/16	10-15/16	10-1/16	5-11/16	12-15/16	14-5/16	20	9-5/8	3-7/16	22.00
876-580CF	8x3	1-15/16	11-5/8	10-9/16	6-3/16	13-7/8	14-13/16	21	9-5/8	4-1/8	21.92
876-582CF	8x4	2-15/16	11-7/8	11-9/16	7-3/16	14-1/8	15-13/16	23	9-5/8	5-3/16	24.78
876-585CF	8x6	4-15/16	13-15/16	13-9/16	9-3/16	17-3/16	17-13/16	27	9-5/8	7-1/2	41.48
876-621CF	10x2	1/4	11-7/8	10-1/2	5	13-5/8	15-3/4	20-3/4	11-15/16	2-13/16	26.98
876-622CF	10x2-1/2	1/8	12-5/16	10-7/8	5-3/8	14-5/16	16-1/8	21-1/2	11-15/16	3-7/16	32.27
876-623CF	10x3	3/4	13	11-1/2	6	15-1/4	16-3/4	22-3/4	11-15/16	4-1/8	29.62
876-624CF	10x4	1-3/4	13-1/4	12-1/2	7	15-1/2	17-3/4	24-3/4	11-15/16	5-3/16	34.22
876-626CF	10x6	3-3/4	15-5/16	14-1/2	9	18-9/16	19-3/4	28-3/4	11-15/16	7-1/2	46.55
876-628CF	10x8	5-1/4	17-1/4	16	10-1/2	21-1/2	21-1/4	31-3/4	11-15/16	9-5/8	60.66
876-661CF	12x2	1-5/16	13-3/16	11-7/16	4-15/16	14-15/16	17-11/16	22-5/8	14-1/8	2-13/16	40.76
876-662CF	12x2-1/2	15/16	13-5/8	11-13/16	5-5/16	15-5/8	18-1/16	23-3/8	14-1/8	3-7/16	55.95
876-663CF	12x3	1/8	14-5/16	12-7/8	6-3/8	16-9/16	19-1/8	25-1/2	14-1/8	4-1/8	44.74
876-664CF	12x4	5/8	14-9/16	13-3/8	6-7/8	16-13/16	19-5/8	26-1/2	14-1/8	5-3/16	49.06
876-666CF	12x6	2-5/8	16-5/8	15-3/8	8-7/8	19-7/8	21-5/8	30-1/2	14-1/8	7-1/2	58.24
876-668CF	12x8	4-1/4	18-9/16	17	10-1/2	22-13/16	23-1/4	33-3/4	14-1/8	9-5/8	86.23
876-670CF	12x10	5-3/4	20-3/16	18-1/2	12	25-7/16	24-3/4	36-3/4	14-1/8	11-15/16	100.26

Authorized Distributor:

Aetna Plastics Corp.

9075 Bank Street, Valley View, Ohio 44125

Tel: 800-634-3074 • 216-781-4421 • Fax: 216-524-2280

E-mail: sales@aetnaplastics.com • Website: www.aetnaplastics.com