

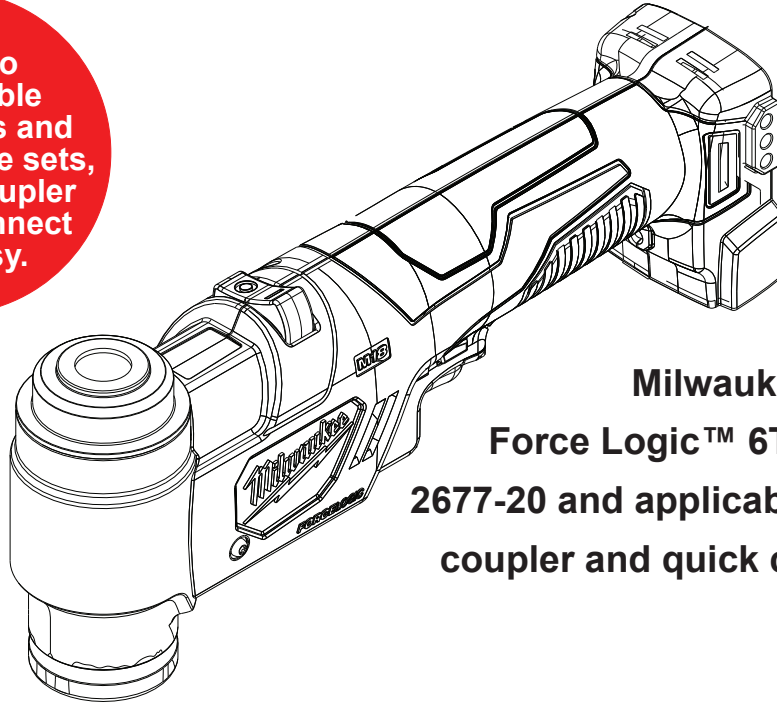


SERVICE PARTS LIST

BULLETIN NO.
54-00-6TKT

SPECIFY CATALOG NO. AND SERIAL NO. WHEN ORDERING PARTS			REVISED BULLETIN	DATE
Cordless M18™ ForceLogic™ 6T Knockout Tool				Oct. 2019
CAT. NO.	2677-20	SERIAL NUMBER	WIRING INSTRUCTION	
		H09A		

See page two for available accessories and applicable die sets, ball pull, coupler & quick connect anvil assy.



Milwaukee Tool:
Force Logic™ 6T Knockout Tool
2677-20 and applicable die sets, ball pull, coupler and quick connect anvil assy.

Due to the combination of hydraulics and electronics in this tool, service can only be performed at this Milwaukee factory Repair Center:

MILWAUKEE TOOL Central Repair
1401 Sycamore Avenue • Greenwood, MS 38930-7277

Please send your tool directly to this location for service.

Or

Via e-Service at: www.milwaukeetool.com/e-service
questions, please call 1.800.SAWDUST (1.800.729.3878)

Or

Return it to a MILWAUKEE *factory* Service Center location, freight prepaid and insured.
A copy of the proof of purchase should be included with the return product.

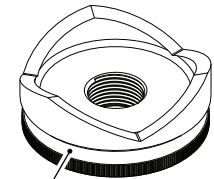
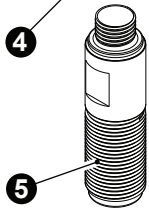
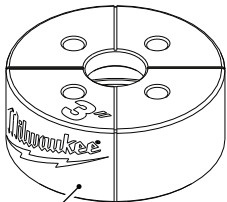
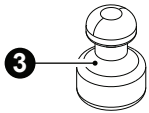
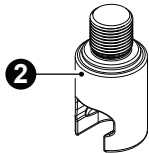
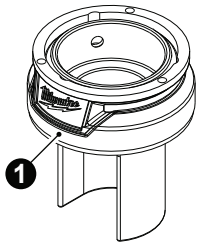
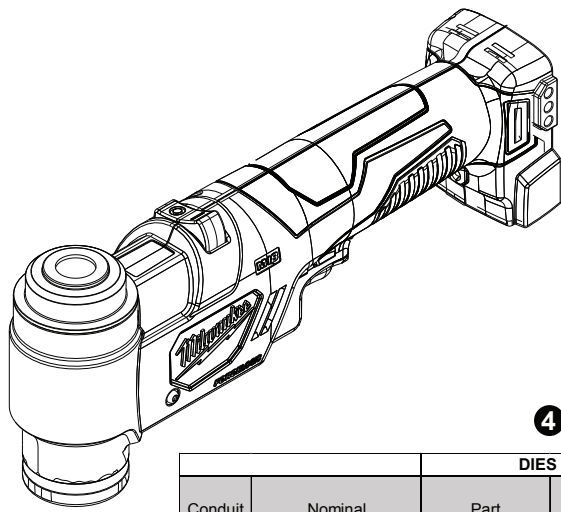
If you have questions please contact Milwaukee Product Service at:

Product Technical Support via phone at: 262.783.8642

Or

Via email at: METProductSupport@milwaukeetool.com

Disassembly is not recommended and could void the warranty.



6

4

6

5

Conduit Size	Nominal Hole Size	DIES		PUNCHES		DRAW STUDS			CAPACITY	
		Part Number	Description	Part Number	Description	7/16" 1/2" (13mm) Pilot Hole	3/4" 7/8" (22mm) Pilot Hole	1-1/8" 1-1/4" (32mm) Pilot Hole	Stainless Steel	Mild Steel
1/2"	0.885" / (22.5mm)	49-16-2660S	SS 1/2" die	49-16-2661S	SS 1/2" punch	49-16-2680	----	----	12 ga.	10 ga.
3/4"	1.115" / 28.3mm)	49-16-2662	3/4" die	49-16-2663	3/4" punch	----	49-16-2681	----		
1"	1.362" / (34.6mm)	49-16-2664	1" die	49-16-2665	1" punch	----	49-16-2681	----		
1-1/4"	1.701" / (43.2mm)	49-16-2666	1-1/4" die	49-16-2667	1-1/4" punch	----	49-16-2681	----		
1-1/2"	1.951" / (49.6mm)	49-16-2668	1-1/2" die	49-16-2669	1-1/2" punch	----	49-16-2681	----		
2"	2.416" / (61.4mm)	49-16-2670	2" die	49-16-2671	2" punch	----	49-16-2681	----		
2-1/2"	2.914" / (74.0mm)	49-16-2672	2-1/2" die	49-16-2673	2-1/2" punch	----	----	49-16-2682		
3"	3.539" / (89.9mm)	49-16-2674	3" die	49-16-2675	3" punch	----	----	49-16-2682		
3-1/2"	4.044" / (102.7mm)	49-16-2676	3-1/2" die	49-16-2677	3-1/2" punch	----	----	49-16-2682		
4"	4.544" / (115.4mm)	49-16-2678	4" die	49-16-2679	4" punch	----	----	49-16-2682		
5"	5.665" / (143.9mm)	49-16-2686	5" die	49-16-2687	5" punch	----	----	49-16-2707 Ø 1-1/8" - long	14 ga.	12 ga.
6"	6.748" / (171.4mm)	49-16-2689	6" die	49-16-2688	6" punch	----	----			

1 No. 42-86-0026
Quick Connect
Anvil Assembly

2 No. 42-90-0020
Coupler

3 No. 42-90-0010
Ball Pull

No. 42-55-0155
Blow Molded Case (not shown)

No. 12-20-0004
Service Nameplate (not shown)

No. 10-20-0798
Warning Label (not shown)

No. 49-16-2685
Adaptor For Milwaukee power unit to
competitor dies and punches (not shown)

No. 49-16-2684
EXACT™ Adaptor For competitor power units
to EXACT™ 2-1/2" to 4" dies (3/4" studs)
(not shown)