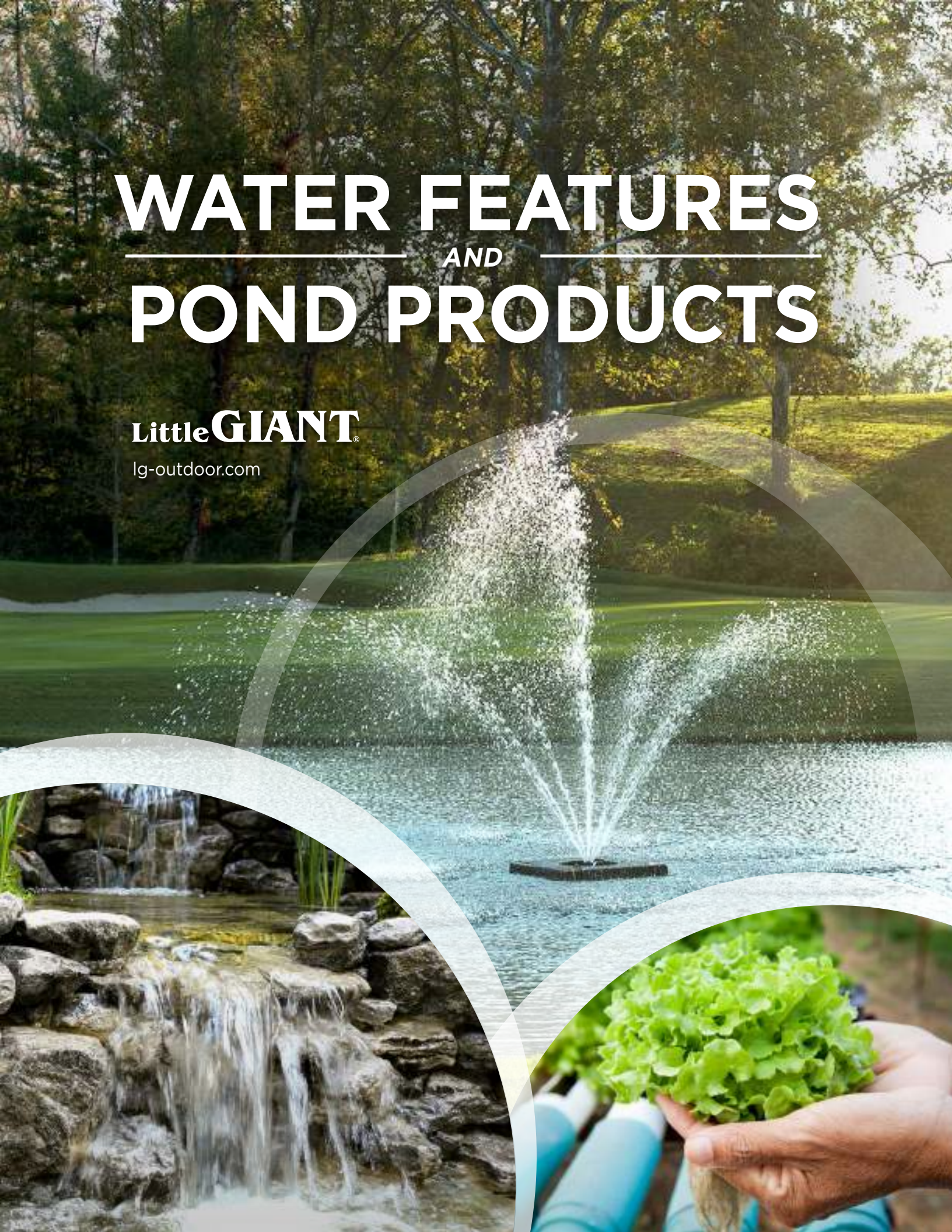


WATER FEATURES *AND* POND PRODUCTS

LittleGIANT®

lg-outdoor.com





LittleGIANT[®]
Decorative Water

Table of Contents

Fountains & Features

Disappearing Water Features	
Fountain Kits.....	7
Disappearing Fountains.....	8
Basins & Vaults.....	9
Waterfall Weirs.....	10
Fountain Nozzles.....	11

Aeration System

Aeration System	13
------------------------------	----

Filtration

Small Mechanical Filtration	
Pump Pre-Filters.....	15
Mechanical Filtration	
Skimmers.....	16
Biological Filtration	
Waterfall Filters.....	17
Pressurized Filters.....	18
Ultraviolet Clarifiers	
UVC.....	19

Pumps

Wet Rotor Pumps	
F-Series.....	21
FP-Series.....	22
Magnetic Drive Pumps	
PES-Series.....	23
Direct Drive Pumps	
PE-Series.....	24
Stainless Steel and Bronze Pumps.....	25
WGP-Series.....	26
WGFP-Series.....	27
Small Submersible	28
External Use Pumps	
OPWG-Series.....	29
Helpful Information	
Water Feature Pump Selection Guide	
By Flow Rate.....	30
Recommended Maximum Flow Rates.....	31

Lighting & Controls

LED Lighting	
LED EggLites.....	33
LED-K Lighting.....	33
Halogen Lighting	
Halogen EggLites.....	34
LVL Lighting.....	34
L1C Lighting.....	34
Lighting & Controls	
Timers & Controls.....	35

Construction

Virtual Pond Kits	37
Plumbing	
Flex Pipes and Tubing.....	38
Fittings.....	39-40
Liners & Accessories	41

Pond Care

Protection	
Low Water Shut-Off.....	43
Fall & Winter	
Pond Netting & Winter.....	43
Treatments	
Beneficial Bacteria.....	44
Special Treatments.....	44
Fish and Plants.....	45
General Maintenance.....	45
Replacement Parts	
Fountains & Features.....	46
Aeration System.....	46
Filtration.....	46
Lighting & Controls.....	47
Pumps.....	47

Merchandising System..... 48-49

Additional Product Lines..... 50

Index..... 51-56

Metric Conversions

We are honored to offer our catalog in multiple languages to support all of our customers. All of the formulas and equations throughout the catalog are in U.S. units. If you prefer to use metric units, we offer conversion formulas on the right. The letters and symbols in parentheses are other ways that word is substituted.

EQUATIONS

DISTANCE	Feet (ft) (') x 0.3048 = Meter Meter x 3.28 = Feet (ft) (') Inches (") x 2.54 = Centimeter Centimeter x 0.39 = Inches (")
VOLUME	Gallons (g) x 3.78 = Liter Liter x 0.264 = Gallons (g)
PRESSURE	PSI x 0.07 = Bar Bar x 14.5 = PSI

Franklin Electric Company & Little Giant® Products

Franklin Electric is a global leader in the production and marketing of systems and components that move water and automotive fuels. A world-renowned technical leader in its specialties, Franklin Electric serves residential, commercial, agricultural, industrial, municipal, and fueling customers.

Staffed by over 5,000 dedicated employees worldwide, Franklin Electric has manufacturing and distribution facilities located in 18 countries.

Little Giant® products are delivered worldwide without sacrificing personal service. Our unique customer assistance program matches highly trained customer service professionals with specific geographic regions, so they can maintain a thorough knowledge of a territory and its unique needs based on weather, trends, and more. With on-site engineers, we have the advantage in the market for developing new products, resolving issues, and general innovation.

Quality, availability, service, and innovation bring value to Little Giant® products. An extensive market research on customer preferences of product features, informative marketing materials, and unique programs are the business components that keep customer confidence levels high.



Franklin Electric engineers design products for easy installation, high performance, long life, and exceptional value.



Our 200,000 sq ft centrally-located warehouse enables fast and complete fill rates.



Responsive employees are ready to offer expert assistance.

LittleGIANT®

Step-by-Step Sizing Guide

Every pond and fountain has different sizing requirements for the equipment needed. For your feature to be enjoyed with minimal maintenance, it is important to select a properly sized pump, filter, liner, etc. Visit our website, lg-outdoor.com, for additional information and to download and print a sizing guide grid. All measurements are in feet and gallons.

1. The first step in any feature is to size the liner required for containment. Use the same formula for both the width and depth of the liner:

$$\text{Length} + (2 \times \text{Depth}) + 2 = \text{Length of liner}$$

$$\text{Width} + (2 \times \text{Depth}) + 2 = \text{Width of liner}$$

2. Now that the containment is sized, the next step in sizing any feature is determining the amount of water you will have. To calculate gallons, use this formula:

$$\text{Length (ft)} \times \text{Width (ft)} \times \text{Depth (ft)} \times 7.48 = \text{Gallons}$$

3. All of the equipment for a pond or water garden is sized by the number of gallons that it contains. By flowing water at least once an hour through the filtration system, the amount of required maintenance is reduced. The flow down the stream and waterfall needs are calculated so it appears natural. Equipment selection is based on the size of the flow.

A 3000 gallon pond will require products that can handle at least 3000 gallons per hour of flow.

$$\text{Width of stream (waterfall) ft} \times 1200 \text{ gph} = \text{Stream flow to appear natural}$$

4. The most important component of a feature is the pump. It is the heart of the pond, circulating the water through the filter and back down the stream into the pond. To determine the correct pump, the height from which it must push the water needs calculated.

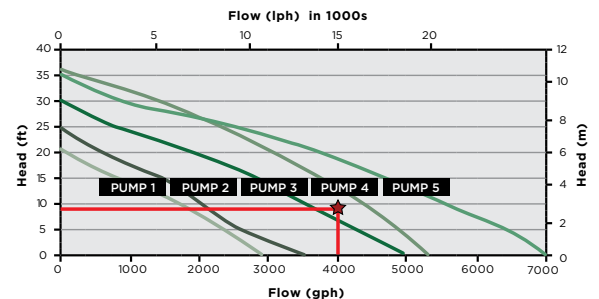
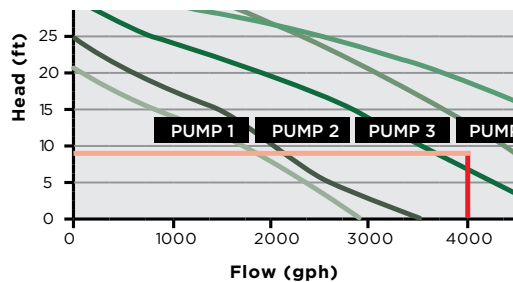
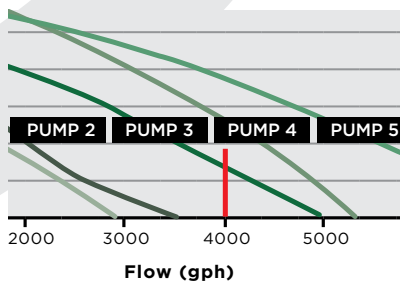
Measure vertical distance from top of water level to discharge point (top of waterfall)

5. Now that the vertical distance the pump must push the water is known, a pump can be selected. There are multiple ways to select pumps and multiple styles of pumps to choose from. The primary method is a pump curve. When viewing a pump curve, the flow rate is on the top and bottom, and the height-to-push is on the sides.

a. Select your required flow rate on the chart, drawing a line up.

b. Select your height, drawing a line from the right.

c. Choose the pump with a curve that is just above that point. In the example below, you would select Pump 4.



Use the information you calculated to browse through our product offering and select the best quality products for years of future enjoyment. Should you have any product-related questions, please visit our website lg-outdoor.com or contact our technical support team at **888.956.0000**.

Fountains & Features

Fountains and water features are an easy and affordable way to enhance any home, garden, or business with soothing sounds of water. We offer lightweight, self-contained fountains, as well as space-maximizing disappearing features. Our fountain nozzle selection adds that finishing touch to any decorative water installation.



Fountains & Features

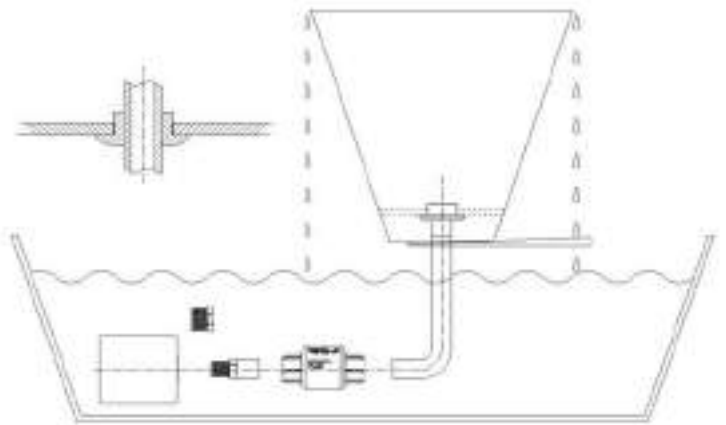
Disappearing Water Features



FOUNTAIN KITS	Item No.	Includes
PFK	566597	PF30, DFB36, FPB, PES 800
LBFK	566598	LBF30, DFB36, FPB, PES 380
FPB	566596	Fittings, Pipe, Shims, Grommet



FPB will work with any item to convert it to a water feature.



Fountains & Features

Disappearing Water Features

Disappearing Fountains

Disappearing fountains are modern, inexpensive, and easy to assemble. These lightweight and durable fountains will help to improve your home, garden or patio while offering a relaxing, calming atmosphere.



PAPYRUS FOUNTAINS™	Item No.	Dimensions	Finish
PF30	566590	31" H	Caviar Black
PF31	566591	31" H	Antique Rust
PF32	566592	31" H	Weathered Graystone



LOTUS BOWL FOUNTAINS™	Item No.	Dimensions	Finish
LBF30	566593	30" D	Old Bronze
LBF31	566594	30" D	Weathered Graystone
LBF32	566595	30" D	Antique Rust

Fountains & Features

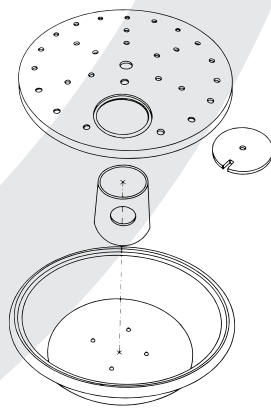
Disappearing Water Features

Basins & Vaults

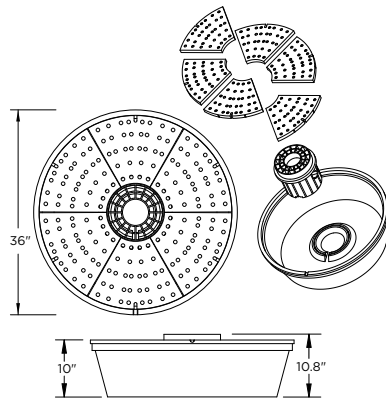
Little Giant® heavy-duty disappearing water feature basins are perfect for in-ground installations. Our basins are ideal for smaller applications when you want the soothing sounds of water but are limited on space. Basins sit flush with the ground, and the sectioned access plates make maintenance a breeze. Cover your basin with a wide variety of rocks or pottery (not included) for a disappearing water effect.



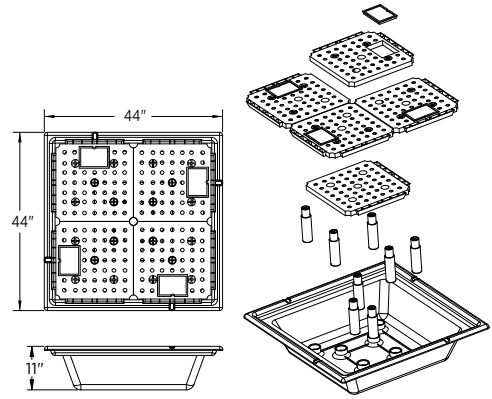
BASINS & VAULTS	Item No.	Dimensions	Advantages
DFB36	566517	36" W x 36" L x 10.8" H	Supports up to 2000 lbs
DFB36PP	566559	-	Pallet includes (5) 36" basins
DFB44	566558	44" W x 44" L x 11" H	Supports up to 3000 lbs
DFB44PP	566560	-	Pallet includes (5) 44" basins
DFB30	566599	30" W x 30" L x 10" H	Supports up to 500 lbs
SF	566410	19" W x 19" L x 22" H	Pump vault for easy pump access
FF4	566516	-	Fountain Support Feet, 4 pk., for use with DFB36



DFB30



DFB36



DFB44

Fountains & Features

Disappearing Water Features

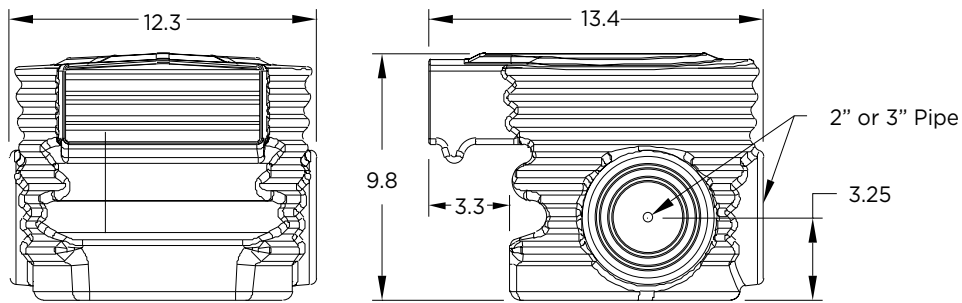


Waterfall Weirs

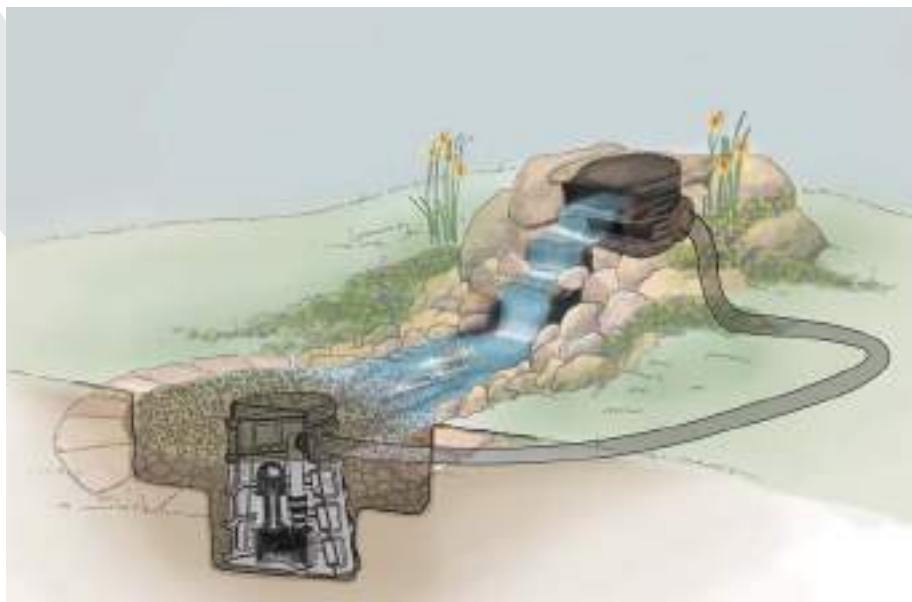
Waterfall weirs allow you to create a smooth beginning to any stream or waterfall. They install easily within or outside the liner. SPW comes with filter media, and all models come with plumbing attachments.



WATERFALL WEIRS	Item No.	Dimensions	Max. Flow Rate	Weir Width
SPW10	517202	11" x 11-1/2" x 10-1/2"	1000 gph	10"
SPW18	517203	19" x 11" x 10-1/2"	4000 gph	18"
WFW	566239	9.5" H X 13" D	6000 gph	7.75"



To view the list of products required to build a disappearing fountain kit, please see page 37.

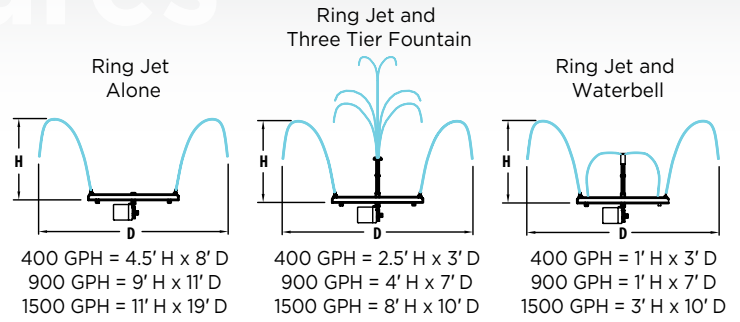














Fountains & Features

Fountains

Fountain Nozzles

The most appealing aspect of a water garden is the tranquil sights and sounds of moving water. We offer a range of fountain nozzle patterns to create a unique effect in your customer's pond. These nozzles are easy to use and designed to work with a wide selection of Little Giant® pumps.



FOUNTAIN NOZZLE	Item No.	Inlet	Advantages	Application & Product Image
RING JET RJ21	517200	<ul style="list-style-type: none"> 1/2" FNPT 	<ul style="list-style-type: none"> 17" diameter with 21 adjustable outward, inward or spiral spray pattern jet nozzles 	 
WATERBELL FOUNTAIN NOZZLE FHT-1280-PW	566240	<ul style="list-style-type: none"> Fits pumps with 1/4" and 1/2" threaded discharge 	<ul style="list-style-type: none"> Waterbell spray pattern Telescoping stem extends 8"-12" 	 
FOUNTAIN HEAD KIT FHK-1-PW	566266	<ul style="list-style-type: none"> Fits pump with 1/4" MNPT discharge 	<ul style="list-style-type: none"> Daisy, tulip, and waterbell spray pattern Telescoping stem extends 8"-12" Flow control valve for spray adjustments 	   
THREE-TIER FOUNTAIN NOZZLE KIT FHT-1090-PW	566267	<ul style="list-style-type: none"> Fits pumps with 1/4" and 1/2" threaded discharge 	<ul style="list-style-type: none"> Three-tier spray pattern Telescoping stem extends 8"-12" 	 
BUBBLING FOUNTAIN NOZZLE FHT-1170-PW	566518	<ul style="list-style-type: none"> Fits pumps with 1/4" and 1/2" threaded discharge 	<ul style="list-style-type: none"> Bubbler spray pattern Telescoping stem extends 8"-12" 	
DIVERTER VALVE FHV-2549-PW	566523	<ul style="list-style-type: none"> For use with 1/4" and 1/2" threaded discharge pumps and all Little Giant® fountain nozzles 	<ul style="list-style-type: none"> Allows operation of second water feature from one pump Discharge connects to 1/2" NPT pipe and 3/8" or 1/2" ID tubing 	

FOUNTAIN ACCESSORIES	Item No.	Advantages
FOGGER KIT WITH TRANSFORMER FG-1-PW	566529	<ul style="list-style-type: none"> Creates a soothing, natural layer of fogging mist above water surface Low water shut-off mechanism Submersible use only 24 Volt UL-listed class 2 transformer with 6' power cord
FOUNTAIN CLEANER 4 OZ. WT-TTC-4	566042	<ul style="list-style-type: none"> Safe for humans, pets, and fish Water-based, all-natural ingredients Biodegradable and non-toxic



Aeration System

Little Giant's® multi-functional aeration and fountain system is capable of moving up to 800 gpm for bodies of water up to one acre in size. With the easy installation of a fountain nozzle, the aerator is transformed into an attractive fountain display. Whether your primary goal is aesthetics or biological pond health, Little Giant® offers this easy-to-use, reliable, all-in-one solution to keep your body of water clean and healthy.



LittleGIANT®

Aeration System

Aeration System

Features

- All-in-one packaged system (float, aerator, Franklin Electric motor)
- Ready out of the box
- Easy installation
- Simple sizing 1/2 hp per 1/2 surface acre

Benefits

- Aeration/fountain interchangeability
- Enhances biological activity
- Improves water quality
- Multiple visual options
- Simplifies maintenance in water
- Plug-and-play, no control box required



AERATION SYSTEM*	Item No.	HP	Amps	Voltage	Cord (ft)	Min. Operating Depth	Max. GPM	Pattern		Application Image
								Avg. Height (ft)	Avg. Width (ft)	
APA-05-HAR	517300	1/2	12	115	100	18"	350	4	10	
APA-10-HAR	517301	1	10.8	230	150	18"	800	6	16	

- Includes float, aerator, and Franklin Electric motor.

AERATION UNIT ACCESSORIES

	Item No.	HP	Included
FOUNTAIN PUMP CONVERSION KIT FPA-05-K01	517310	1/2	Pump head, nozzle stem, and Sonata, Cantata, and Concerto fountain nozzles
FOUNTAIN PUMP CONVERSION KIT FPA-10-K01	517311	1	Pump head, nozzle stem, and Sonata, Cantata, and Concerto fountain nozzles



FOUNTAIN NOZZLES	Item No.	Aeration System HP	Pattern		Application & Product Image	
			Avg. Height (ft)	Avg. Width (ft)		
SONATA FNA01	517319	1/2	14	28		
		1	16	32		
CANTATA FNA02	517320	1/2	13	18		
		1	20	20		
CONCERTO FNA03	517321	1/2	15	30		
		1	30	50		
STACCATO FNA04	517322	1/2	8	14		
		1	14	18		
CRESCENDO FNA05	517323	1/2	13	-		
		1	25	-		

Filtration

Little Giant® filtration is engineered to encourage balanced ecosystems in new or existing ponds. Our durable skimmers improve surface cleaning with an easy flow-through design that both simplifies installation and minimizes maintenance.

The highly-efficient biological waterfall filters use the latest filtration technology to decrease maintenance time and provide quick, toolless access to the filters. We also offer pressurized filters and UV lights for the most discerning consumer. Easily installed, they can be added to any new or existing water feature.



LittleGIANT®

Filtration

Small Mechanical Filtration

Pump Pre-Filters


Mechanical filters clean the water before it enters the pump, ensuring your pump runs more efficiently and effectively, and with less maintenance. Easy-to-use replacement media takes the hassle out of filter maintenance.

- Extends pump life
- Multiple sizes
- Simple replacement media



PUMP PRE-FILTERS	Item No.	Inlet
FB-PW	566108	-
PF-AD-PW	566107	1/2" push on
CFS-170T	517100	1" FNPT
CFS-155T	517506	1/2" and 3/4" FNPT
CFS-100	517505	1/2" push on
TS-1.5	517102	1-1/2" FNPT
TS-2.0	517103	2" FNPT
TS-3.0	517503	3" FNPT

REPLACEMENT FILTER PADS	Item No.	Included
FK-SBF-RP-PW	566111	1 coarse and 1 fine filter pad
SBF-1-RP-PW	566113	1 coarse and 1 fine filter pad
PF-RP-PW	566109	1 filter pad
CFS-955	517101	1 filter pad



Filtration

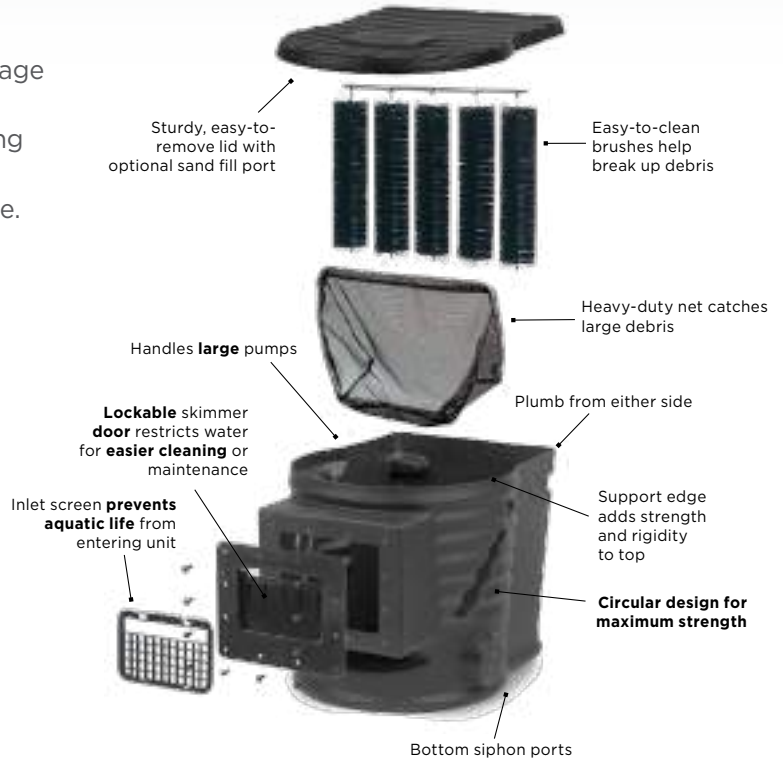
Mechanical Filtration



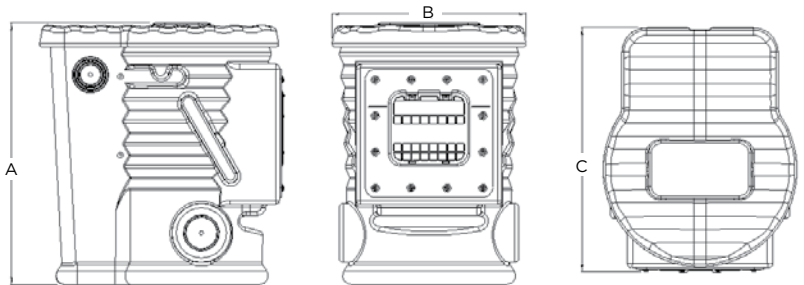
Skimmers

Little Giant® skimmers are engineered to encourage balanced ecosystems in new or existing ponds. These durable skimmers improve surface cleaning with an easy flow-through design that both simplifies installation and minimizes maintenance.

- Two stages of filtration provided
- Multiple sizes fit every feature
- Third optional stage for added filtration



SKIMMERS	Item No.	Dimensions (Inches)			Max. Flow
		A	B	C	
SK2.5	566131	23.25	21.7	17.2	2500 gph
SK5	14940171	23.25	25.9	20.0	5000 gph
SK10	14940172	23.25	31.4	23.9	10000 gph



SKIMMER ACCESSORIES	Item No.	Dimensions	Discharge	Included
OPTIONAL SKIMMER FILTER PADS FOR SK2.5	170473	11.5" W x 17.5" H	-	1 Pad
OPTIONAL SKIMMER FILTER PADS FOR SK5	170338	14.5" W x 19" H	-	1 Pad
OPTIONAL SKIMMER FILTER PADS FOR SK10	170337	18.75" W x 19" H	-	1 Pad
AFV-GH AUTO FILL KIT	566286	-	<ul style="list-style-type: none"> • 1/2" MNPT auto-fill valve • 1/2" barb adapter • 1/2" female adapter • 3/4" FGHT (garden hose adapter) 	-
PRS-BDK-2 BOTTOM SIPHON KIT	566181	-	-	<ul style="list-style-type: none"> • 2" double threaded bulkhead fitting • 2" PVC gate valve • Intake screen



Filtration

Biological Filtration



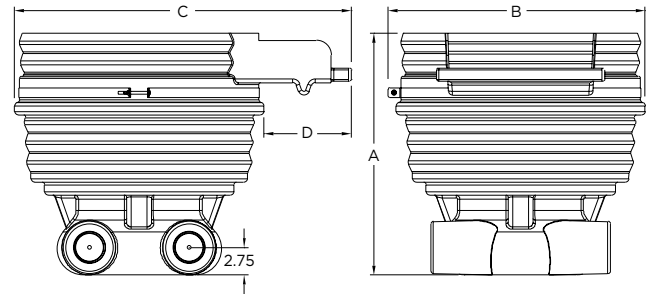
Waterfall Filters

Little Giant® biological waterfall filters were created to help maintain a balanced ecosystem. These highly-efficient models use the latest filtration technology to decrease maintenance time and provide quick, toolless access to the filters. Our units produce natural-flowing waterfalls, with all plumbing hidden.

- One-step backwash capability
- Easily accessible media for maintenance
- Simple silicone-free installation



WATERFALL FILTERS	Item No.	Dimensions (Inches)				Max. Flow	Pipe Connection
		A	B	C	D		
WF5	571010	24.3	25.8	33.8	8.8	5000 gph	2"
WF10	571011	28.8	32.3	40.2	8.8	10000 gph	2" or 3"



WATERFALL FILTER ACCESSORIES	Item No.
WFF-20 - ROCKIN FOAM®	599057
BFK-M - BACKFLUSH KIT	14940321




Filtration

Biological Filtration

Pressurized Filters

Installed above or underground, these pressurized filter systems improve filtration and promote the colonization of beneficial bacteria. Maintenance is a simple backwash with the valve. Use in conjunction with Little Giant® pumps, skimmers, and UV clarifiers for optimum filtration.

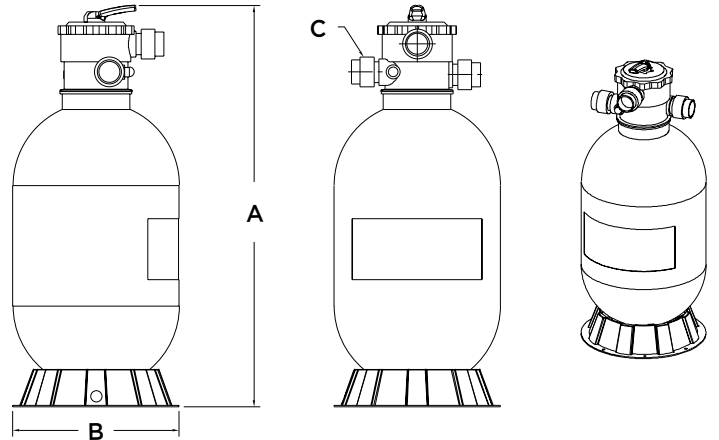
- Easy to use backwash style
- PBF includes pressure gauge and bacteria
- PF grab-and-twist handle allows simple filter cleaning



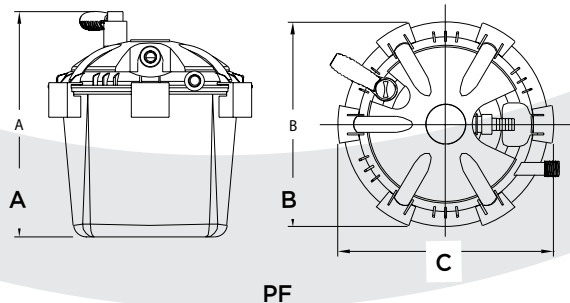
Max. Pressure 5 PSI



PRESSURIZED FILTERS	Item No.	Dimensions (Inches)			Max. Flow
		A	B	C	
PF-800	566119	18	14	14	800 gph
PF-1200	566120	21	14	14	1200 gph
PF-2400	566126	25	14	14	2400 gph
PBF-2000	566881	31	16	1-1/2"	2000 gph
PBF-4000	566882	36	19	2"	4000 gph
PBF-6000	566883	46	24	2"	6000 gph



PRESSURIZED FILTER ACCESSORIES	Item No.	Amount
BM-30-PW	566112	30 count



Filtration

Ultraviolet Clarifiers



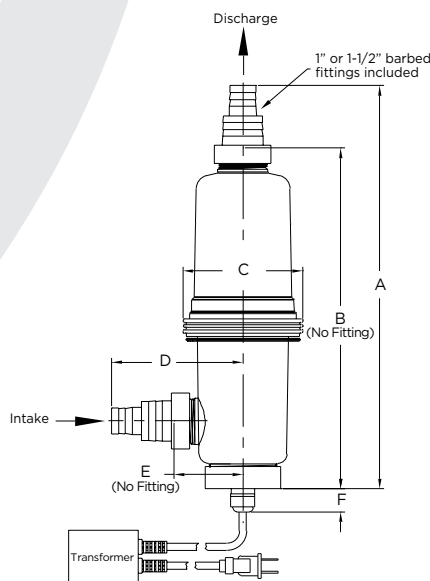
UVC

Little Giant® UV clarifiers eliminate green water fast to improve pond health and beauty. Built to last from industrial-grade materials, these units are easily maintained and have a safety feature to prevent UV-C exposure.

- Safe for plants and fish
- Easy maintenance and cleaning
- Installs in-line easily (cannot be submerged)
- Efficient compact size
- Clear cap to see bulb working

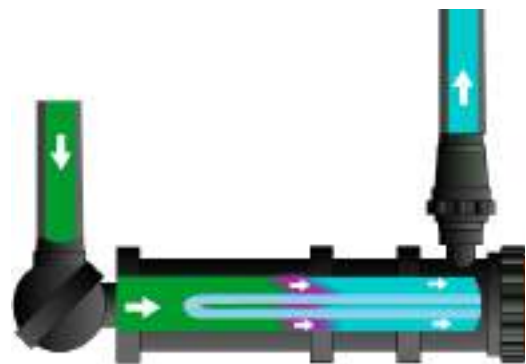


ULTRAVIOLET CLARIFIERS	Item No.	Dimensions (Inches)						Max. Flow	Max. Pond Size
		A	B	C	D	E	F		
UVC9	517424	16.07	13.50	4.65	5.4	1.64	0.95	500 gph	800
UVC18	517425	16.07	13.50	4.65	5.4	1.64	0.95	1000 gph	1200
UVC36	517426	16.07	13.50	4.65	5.4	1.64	0.95	2000 gph	2400



Understanding UV

As algae passes by the light, the chlorophyll of the algae is affected, causing the cells to stick together. The now-larger cell groups are lodged in the biological filter and consumed by the beneficial bacteria. When using a UV clarifier for the first time, it is a good idea to clean your filter pads in all filters for the first few days.



Pumps

Franklin Electric has developed the broadest and most reliable line of Little Giant® pumps on the market. Pumps are the heart of any water feature, because circulation is the key to a healthy aquatic environment. To facilitate that circulation, Little Giant® pumps are available in a complete range of flow rates. Each exceptionally-engineered pump features rugged construction to install easily and last for years.



LittleGIANT®

Water Pumps

Wet Rotor Pumps

F-Series

Our wet rotor canned motor pumps are designed with multi-purpose flexibility right into the pump. They can be used submersed or externally, mounted vertically or horizontally. With MNPT threads and fittings built in, attaching fittings is a breeze.

The included pre-filter makes these pumps built for flexibility and durability in any decorative water application.

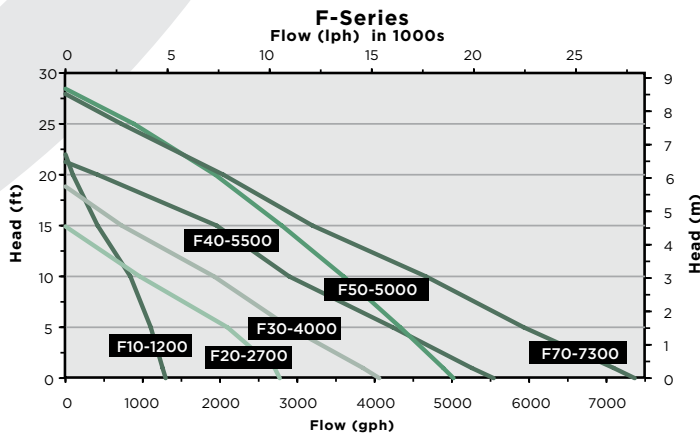
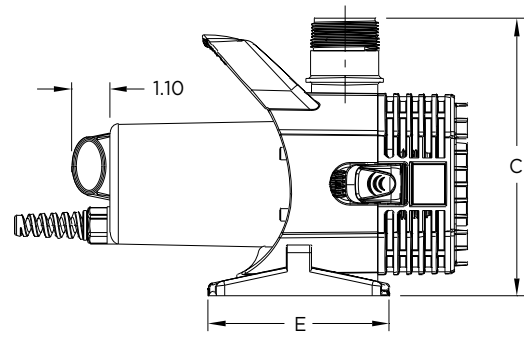
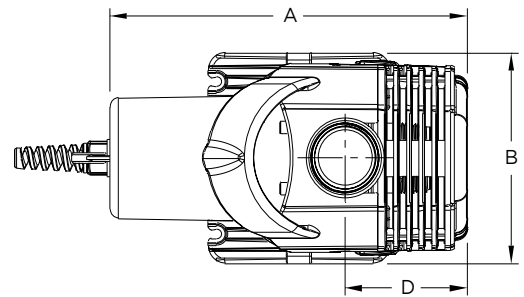
- Constructed without mechanical seal or oil
- Screw attachment to hold screen in place
- Rope/cable loop for deep installation retrieval
- Modular screen ability



F-SERIES	Item No.	Amps	Watts	Cord (ft)	Submerged Use	Inline Use	Discharge & Inlet MNPT & SPIG	Gallons Per Hour (GPH) at height							Shut-off (ft)
								0'	1'	5'	10'	15'	20'	25'	
F10-1200	566724	1.3	157	20'	✓	✓	1.5"	1295	1255	1105	840	415	95	-	22'
F20-2700	566725	1.25	147	20'	✓	✓	1.5"	2770	2705	2095	960	-	-	-	14.9'
F30-4000	566726	1.82	215	20'	✓	✓	2"	4060	3850	2900	1920	730	-	-	18.8'
F40-5500	566727	3.0	360	20'	✓	✓	2"	5540	5255	4235	2895	1955	415	-	21.3'
F50-5000	566728	3.6	413	20'	✓	✓	2"	5020	4890	4330	3600	2800	1940	885	28.5'
F70-7300	566729	5.5	660	40'	✓	✓	2"	7365	7095	5930	4665	3195	2040	725	28'

DIMENSIONS (INCHES)

	A	B	C	D
F10-1200	9.93	5.71	7.54	3.40
F20-2700	9.93	5.71	7.54	3.40
F30-4000	13.25	6.10	8.00	5.60
F40-5500	13.25	6.10	8.00	5.60
F50-5000	13.25	6.10	8.00	5.60
F70-7300	13.25	6.10	8.00	5.60



*Pump performance at 120 VAC with no intake screen



Water Pumps

Wet Rotor Pumps

FP-Series

Our wet rotor water feature pumps are energy efficient and ideal for powering water features and pond filtration systems with flow requirements from 1,000 gph to 8,100 gph. These pumps are rated for continuous duty to operate in the most rigorous applications.

- Fitting adapters included
- Use with a screen or skimmer recommended
- Energy efficient
- Can be used externally or submerged



FP1



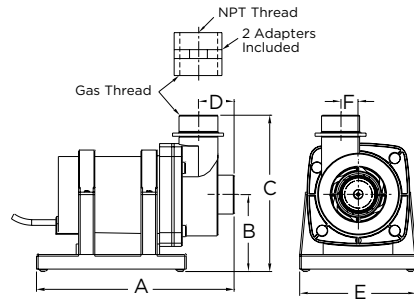
FP9



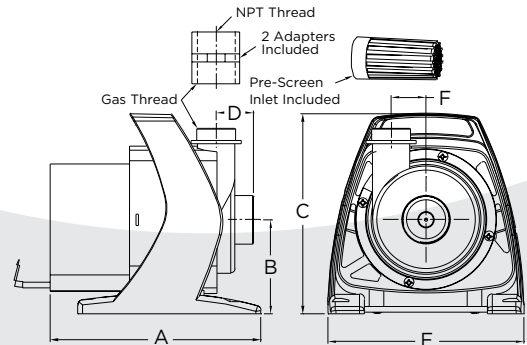
FP-SERIES	Item No.	Amps	Watts	Cord (ft)	Submerged Use	Inline Use	Inlet FNPT	Discharge FNPT	Gallons Per Hour (GPH) at height					Shut-off (ft)
									5'	10'	15'	20'	25'	
FP1	566132	0.9	106	26	✓	✓	1-1/4"	1-1/4"	1000	390	-	-	-	14
FP2	566133	1.45	167	26	✓	✓	1-1/2"	1-1/2"	2220	1210	400	-	-	16
FP3	566134	1.85	226	26	✓	✓	2"	2"	3200	1640	690	-	-	17
FP6	566135	4.6	557	26	✓	✓	2"	1-1/2"	5760	4380	3000	1730	350	27
FP9	566137	6.5	730	26	✓	✓	2"	2"	8100	6580	4860	3290	1930	31

DIMENSIONS (INCHES)

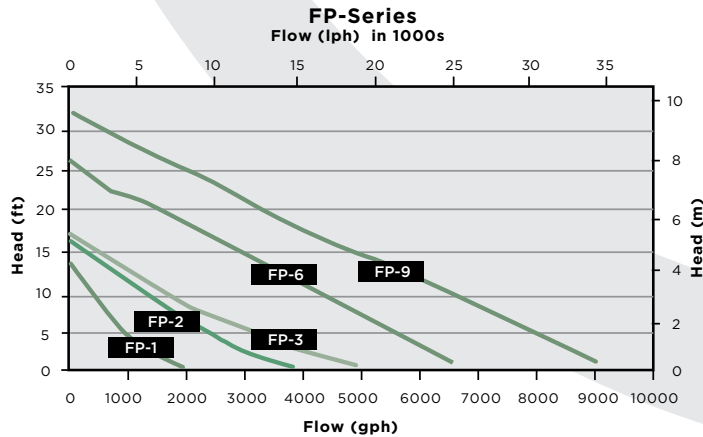
	A	B	C	D	E	F
FP1	9.2	3.8	7.7	1.6	5.7	1.0
FP2	9.5	3.8	7.7	1.7	5.7	0.85
FP3	10.3	3.8	7.8	2.1	5.7	1.0
FP6	10.0	4.4	9.6	1.8	9.5	1.7
FP9	10.0	4.4	9.6	2.1	9.5	1.7



FP1, FP2, FP3



FP6, FP9



Water Pumps

Magnetic Drive Pumps

PES-Series

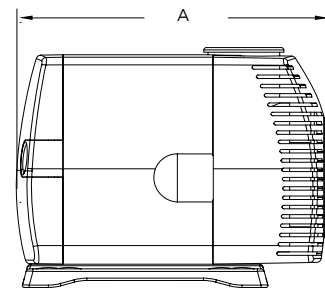
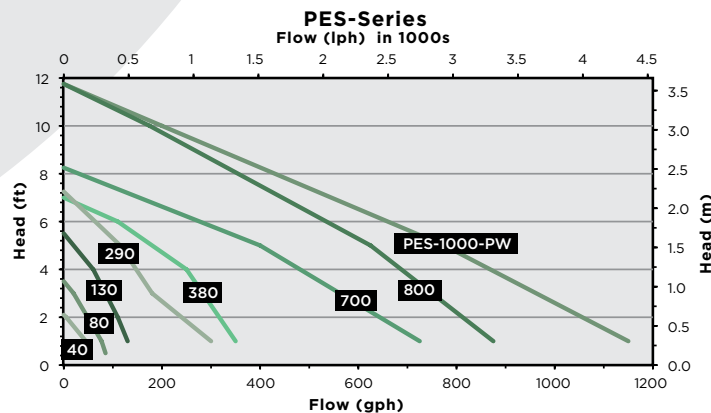
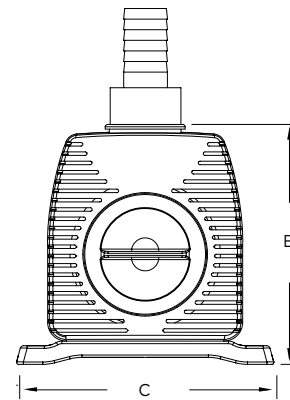
Designed to operate continuously with minimal energy consumption, magnetic drive pumps offer a corrosion-resistant body specifically for submersible use. Easy to install and maintain, magnetic drive pumps are ideal for a variety of applications.

- Built-in adjustable flow control valve
- Ceramic shaft for longer life
- Great for tabletop features



PES-SERIES	Item No.	Amps	Watts	Cord (ft)	Submerged Use	Discharge Barb	Gallons Per Hour (GPH) at height				Shut-off (ft)
							1'	3'	5'	10'	
PES-40-PW	566713	0.03	2.5	6'	✓	1/2", 3/8"	45	-	-	-	2.1
PES-80-PW	566714	0.14	8	6'	✓	1/2", 3/8"	77	20	-	-	3.5
PES-130-PW	566716	0.23	11	6'	✓	1/2", 5/8"	130	85	-	-	5.5
PES-290-PW	566717	0.4	23	6'	✓	1/2", 5/8"	300	180	115	-	7.25
PES-380-PW	566718	0.64	33	15'	✓	1/2", 5/8"	350	285	180	-	7
PES-700-PW	566720	0.75	57	15'	✓	3/4"	725	560	400	-	8.25
PES-800-PW	566721	0.95	109	15'	✓	3/4"	875	750	625	175	11.75
PES-1000-PW	566722	1.4	160	15'	✓	1"	1150	965	775	200	11.75

DIMENSIONS (INCHES)	A	B	C
PES-40-PW	1.9	1.16	1.7
PES-80-PW	2.8	2.3	1.9
PES-130-PW	3.5	3.2	2.8
PES-290-PW	3.7	3.6	2.7
PES-380-PW	4.2	3.6	2.7
PES-700-PW	5.3	4	4.3
PES-800-PW	5.3	4	4.3
PES-1000-PW	5.7	4.4	4.3



Water Pumps

Direct Drive Pumps

PE-Series

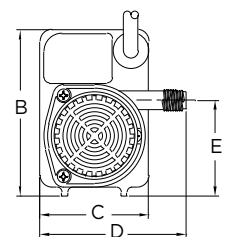
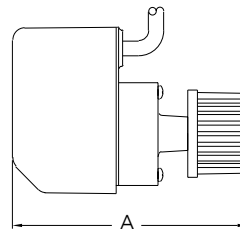
Designed to operate continuously, direct drive pumps produce greater starting torque and more pressure than comparable magnetic drive pumps. Direct drive pumps are ideal for use in filtration, waterfalls, and streams. Pre-filter is included to protect the pump.

- Hooded volute option for lower intake (fountain)
- Hooded volute indicated by "H"
- Compact design

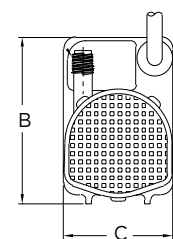
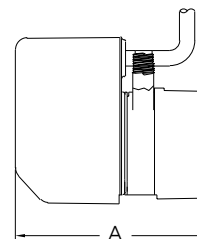
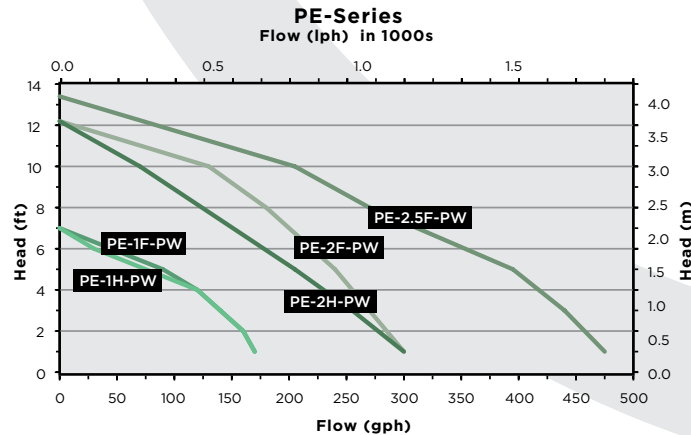


PE-SERIES	Item No.	Amps	Watts	Cord (ft)	Submerged Use	Discharge MNPT	Gallons Per Hour (GPH) at height				Shut-off (ft)
							1'	3'	5'	10'	
PE-1H-PW	566604	0.6	36	6'	✓	1/4"	170	140	100	-	7
PE-1F-PW	566608	0.6	36	15'	✓	1/4"	170	140	90	-	7
PE-2H-PW	566609	0.8	47	6'	✓	1/4"	300	255	205	70	12.2
PE-2F-PW	566611	0.8	47	15'	✓	1/4"	300	270	240	130	12.2
PE-2.5F-PW	566612	1.4	80	15'	✓	1/2"	475	440	395	205	13.4

DIMENSIONS (INCHES)	A	B	C	D	E
PE-1H-PW	3.48	3.58	2.75	-	-
PE-1F-PW	4.9	3.6	2.8	0.9	1.89
PE-2H-PW	4.83	4.15	2.75	-	-
PE-2F-PW	5.6	4.2	2.8	0.9	2.38
PE-2.5F-PW	5.6	4.02	2.9	1.06	2.24



PE-2.5F-PW, PE-2F-PW, PE-1F-PW



PE-2H-PW, PE-1H-PW

Water Pumps

Direct Drive Pumps

Stainless Steel and Bronze Pumps

Our premium stainless steel and bronze pumps come in five models and are a favorite in the industry. These trouble-free pumps can be used in fresh, salt, chlorinated or brominated water and can even be used in hot water up to 110 °F. These versatile pumps can be used submerged or in open air below water level for ponds, water gardens, medium to large fountains, water displays, waterfalls, streams, and for aeration.

- Made in the U.S.A.
- Quiet operation
- Mounting stand option

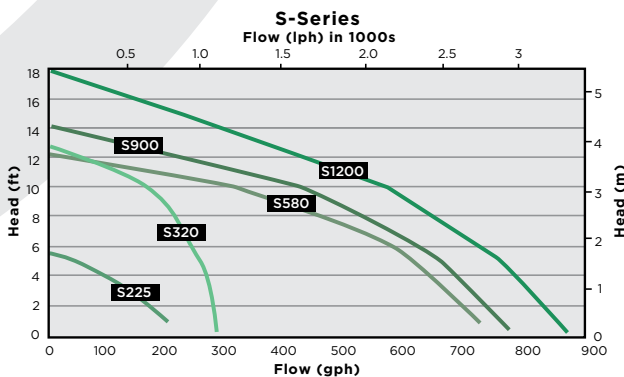


S900T



S225T

S-SERIES	Item No.	Amps	Watts	Cord (ft)	Submerged Use	Inline Use	Discharge MNPT	Intake MNPT	Gallons Per Hour (GPH) at height				Shut-off (ft)
									1'	5'	10'	15'	
S225T-6	517000	0.7	60	6'	✓	✓	1/4"	1/2"	200	81	-	-	5.7
S225T-20	517001	0.7	60	20'	✓	✓	1/4"	1/2"	200	81	-	-	5.7
S320T-6	517002	1.2	89	6'	✓	✓	1/4"	1/2"	290	255	163	-	13.5
S320T-20	517003	1.2	89	20'	✓	✓	1/4"	1/2"	290	255	163	-	13.5
S320T-50	517004	1.2	89	50'	✓	✓	1/4"	1/2"	290	255	163	-	13.5
S580T-6	517005	2.2	203	6'	✓	✓	1/2"	1/2"	755	590	320	-	12
S580T-20	517006	2.2	203	20'	✓	✓	1/2"	3/4"	755	590	320	-	12
S580T-50	517007	2.2	203	50'	✓	✓	1/2"	3/4"	755	590	320	-	12
S900T-6	517008	2.5	234	6'	✓	✓	1/2"	3/4"	810	667	425	-	14
S900T-20	517009	2.5	234	20'	✓	✓	1/2"	3/4"	810	667	425	-	14
S900T-50	517010	2.5	234	50'	✓	✓	1/2"	3/4"	810	667	425	-	14
S1200T-6	517011	3.4	255	6'	✓	✓	1/2"	3/4"	868	745	580	240	18
S1200T-20	517012	3.4	255	20'	✓	✓	1/2"	3/4"	868	745	580	240	18
S1200T-50	517013	3.4	255	50'	✓	✓	1/2"	3/4"	868	745	580	240	18



DIMENSIONS (INCHES)

	A	B	C	D	E	F	G MNPT	H MNPT
S225T	4.0	4.5	3.0	1.5	2	0.3	1/2"	1/4"
S320T	4.0	4.5	3.0	1.4	2.36	0.3	1/2"	1/4"
S580T	4.5	6.5	4.7	2.25	2.75	0.5	3/4"	1/2"
S900T	4.5	6.5	4.7	2.25	2.75	0.5	3/4"	1/2"
S1200T	4.5	6.5	4.7	2.25	2.75	0.5	3/4"	1/2"

*Dimension diagram on next page

Water Pumps

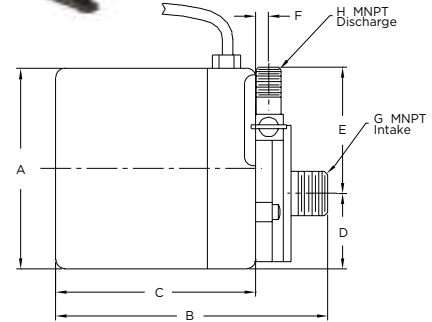
Direct Drive Pumps

Stainless Steel and Bronze Pumps



STAINLESS STEEL & BRONZE PUMP ACCESSORIES

	Item No.	Amount
SPB1 - POSITIONING BRACKET FITS S580, S900, S1200	517500	1 per pack
CFS100 - PRE-FILTER	517505	1 each



WGP-Series

Efficient, oil-less, direct-drive, dual-discharge pumps produce greater pressure, so each can serve two water features simultaneously. Installed either vertically or horizontally, the corrosion-resistant submersible body is designed for non-potable, continuous operation.

- Use vertically or horizontally
- Removable pre-filter for cleaning
- Ideal for filtration, waterfall, and streams



WGP-95-PW



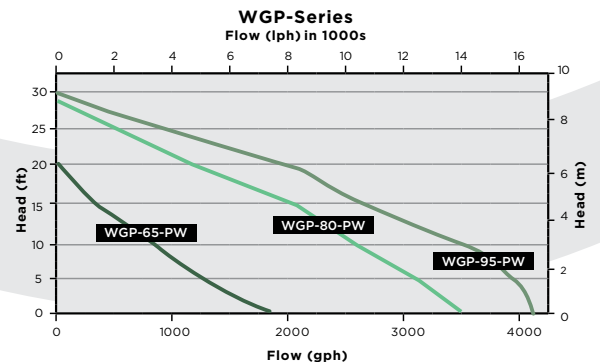
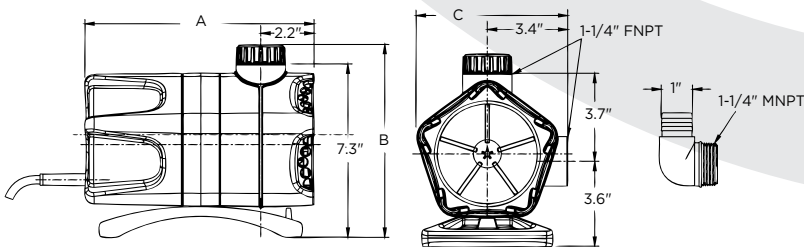
WGP-65-PW



WGP SERIES	Item No.	Amps	Watts	Cord (ft)	Submerged Use	Discharge FNPT	Gallons Per Hour (GPH) at height						Shut-off (ft)
							1'	5'	10'	15'	20'	25'	
WGP-65-PW	566409	2	230	16'	✓	1-1/4"	1900	1250	785	325	-	-	20
WGP-80-PW	566417	6.3	700	16'	✓	1-1/4"	3500	3200	2700	2100	1300	695	29.5
WGP-95-PW	566407	6.3	700	16'	✓	1-1/4"	4280	4000	3500	2850	2200	1370	30

DIMENSIONS (INCHES)

	A	B	C
WGP-65-PW	9.6	8.1	6.35
WGP-80-PW	11.0	8.1	6.35
WGP-95-PW	11.0	8.1	6.35



Water Pumps

Direct Drive Pumps

WGFP-Series

Constructed with stainless steel, cast iron and durable thermoplastic, our solids-handling submersible water feature pumps meet the rigorous demands of the most impressive water features. This year we have added a larger size to meet all of your decorative water needs.

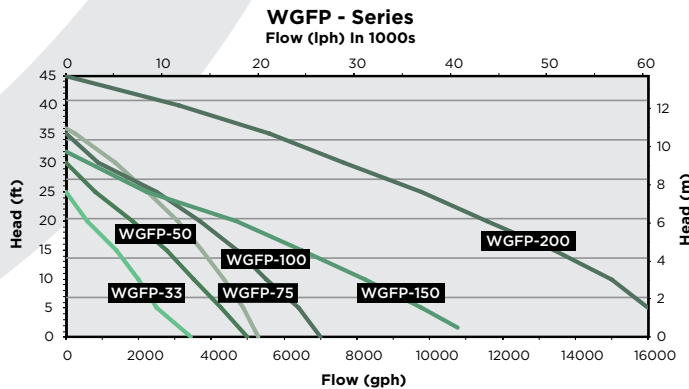
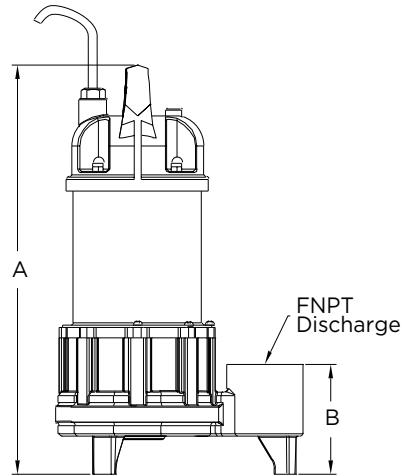
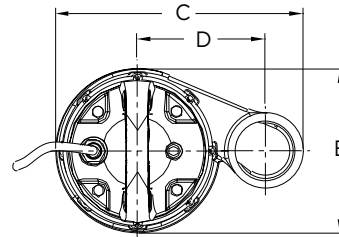
- Designed for water features
- Dual seals for added protection in larger models
- Great as replacement pump and for new construction



WGFP SERIES	Item No.	Amps	Watts	Volts	Cord (ft)	Submerged Use	Discharge FNPT	Gallons Per Hour (GPH) at height								Solids Diameter	Shut-off (ft)
								5'	10'	15'	20'	25'	30'	35'	40'		
WGFP-33	566067	5	455	115 V	19'	✓	1-1/2"	2500	2000	1400	600	-	-	-	-	0.98"	25
WGFP-50	566068	7	590	115 V	19'	✓	2"	4280	3520	2780	1830	800	-	-	-	1.18"	30
WGFP-75	566069	8	847	115 V	19'	✓	2"	4890	4350	3750	3070	2262	-	-	-	1.38"	36
WGFP-100	566070	12	1210	115 V	19'	✓	2"	6400	5500	4700	3700	2500	-	-	-	1.35"	35
WGFP-150	566071	11	1210	115 V	19'	✓	3"	9750	8200	6500	4600	2200	-	-	-	0.75"	32
WGFP-200	566072	9	2085	230 V	19'	✓	3"	16000	15000	13410	11575	9775	7645	5610	3120	0.75"	45

DIMENSIONS (INCHES)

	A	B	C	D	E
WGFP-33	12.86	3.46	7.75	3.98	5.29
WGFP-50	13.85	3.88	8.78	4.53	5.83
WGFP-75	14.44	3.88	8.78	4.53	5.83
WGFP-100	17.35	4.05	10.29	5.18	6.30
WGFP-150	18.50	5.00	11.75	6.50	7.50
WGFP-200	20.31	5.13	11.71	5.96	7.50



Water Pumps

Small Submersible

Our Little Giant® pumps are designed for continuous circulation of statuary fountains. Made with some of the industry's most durable materials, our pumps reach peak performance when completely submerged.

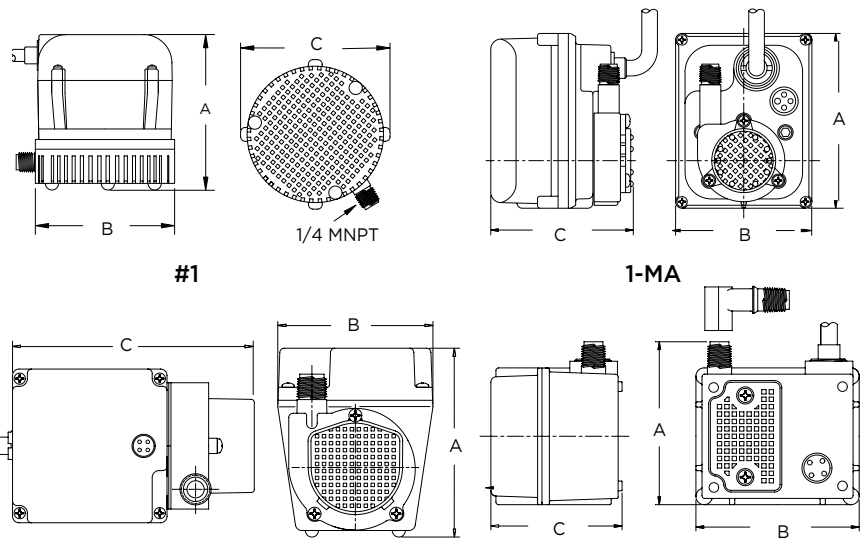


- Oil-filled for cooling
- Prescreen included for protection
- Assorted options for every feature



LG-SMALL SUBS	Item No.	Amps	Watts	Cord (ft)	Submerged Use	Discharge	Gallons Per Hour (GPH) at height					Shut-off (ft)
							1'	3'	5'	10'	15'	
#1	501004	1.1	70	6'	✓	1/4"	205	168	120	-	-	7.4
1-MA	521204	1.1	70	6'	✓	1/4"	170	140	100	-	-	7
2EN-38N-WG	502375	1.7	100	15'	✓	1/4"	300	255	205	-	-	11.8
3E-12N	503375	3.2	220	15'	✓	1/2"	500	435	337	210	65	17.3
P-AAA	523375	0.5	30	15'	✓	1/4"	120	70	-	-	-	4.6

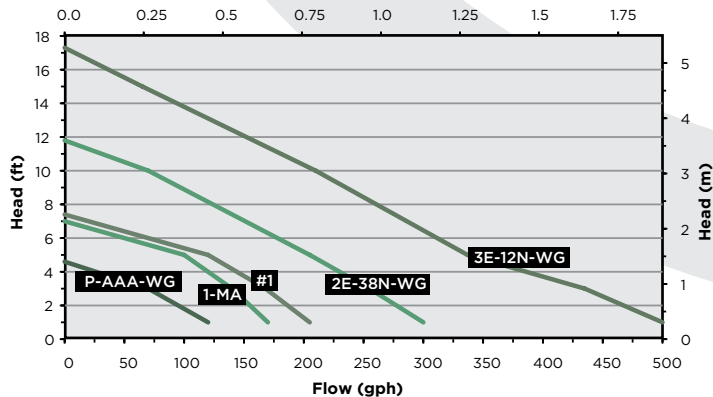
DIMENSIONS (INCHES)	A	B	C
#1	4.30	3.70	4.10
1-MA	4.30	3.30	3.50
2EN-38N-WG	4.64	3.50	5.55
3E-12N	5.50	4.50	7.00
P-AAA	3.90	3.90	3.00



Small Submersibles
Flow (lph) in 1000s

3E-12N, 2E-38N-WG

P-AAA



Water Pumps

External Use Pumps

OPWG-Series

Ideal for indoor or outdoor use, Little Giant® energy-efficient out-of-pond pumps are easy to maintain since they are out of the water. They are engineered for continuous-duty operation and long life. To protect and extend the life of your pump, a leaf basket (listed below) is recommended.

- Great energy-efficient pump option
- Simplifies maintenance
- Leaf basket acts as priming chamber
- OPWG-71 and OPWG-97 come with 230 V option



OPWG-46



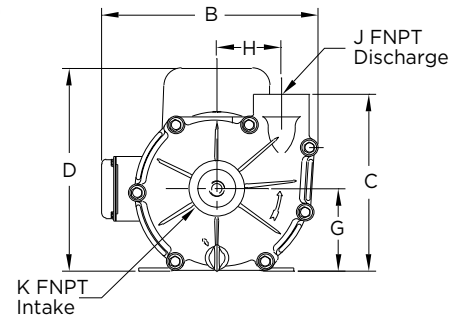
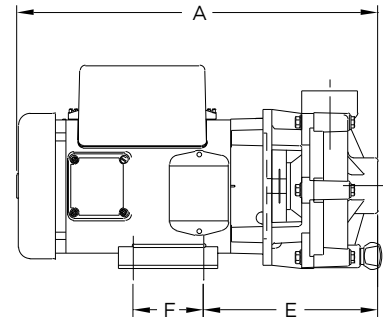
OPWG-71



OPWG-SERIES	Item No.	Amps	Watts	Volts	Cord (ft)	Inline Use	Discharge	Intake	Gallons Per Hour (GPH) at height				Shut-off (ft)
									5'	10'	15'	20'	
OPWG-29	566020	1.1	92	115 V	8'	✓	1-1/2" NPT	2" NPT	1740	300	-	-	11
OPWG-46	566021	1.3	132	115 V	8'	✓	1-1/2" NPT	2" NPT	2700	1500	-	-	12
OPWG-71	566023	2.5	257	115/230 V	none	✓	1-1/2" NPT	1-1/2" NPT	4260	3540	2700	600	21
OPWG-97	566024	3	335	115/230 V	none	✓	1-1/2" NPT	1-1/2" NPT	5820	5040	4080	2700	22

DIMENSIONS (INCHES)

	A	B	C	D	E	F	G	H	J	K
OPWG-29	10.30	6.53	6.70	-	4.41	-	3.19	2.13	2	1.5
OPWG-46	10.30	6.53	6.70	-	4.41	-	3.19	2.13	2	1.5
OPWG-71	15.14	9.25	7.45	8.70	7.26	3.00	3.50	2.75	1.5	1.5
OPWG-97	15.14	9.25	7.45	8.70	7.26	3.00	3.50	2.75	1.5	1.5



OUT-OF-POND PUMP ACCESSORIES

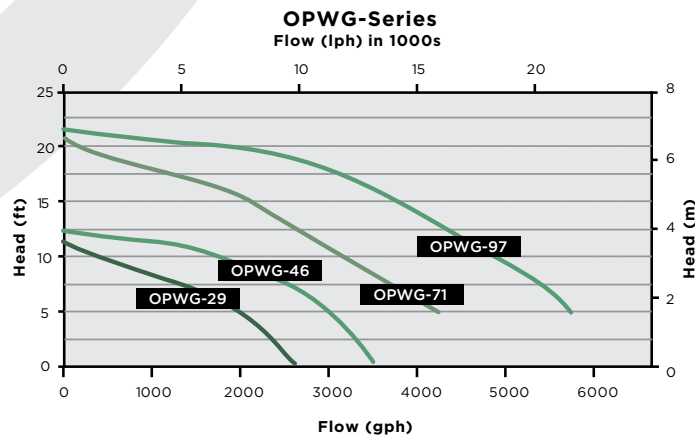
OUT-OF-POND LEAF BASKET LB-OPWG

Item Number

566106

Advantages

- Minimizes intake debris
- Pump attachment fittings included



Water Pumps

Water Feature Pump Selection Guide By Flow Rate

Model	Item No.	Sub	In Line	Volts	Flow @ Head (GPH)					Shut-off	Watts	Electric Cost (Mo.)	Warr.
					5'	10'	15'	20'	25'				
S225	517000	X	X	115	81	—	—	—	—	5.7'	60	\$3.27	2
S320	517002	X	X	115	225	163	—	—	—	13.5'	89	\$5.19	2
S580	517005	X	X	115	590	320	—	—	—	12'	203	\$12.09	2
S900	517008	X	X	115	667	425	—	—	—	14'	234	\$12.60	2
PES-800-PW	566721	X		115	625	175	—	—	—	11.75'	85	\$5.64	3
S1200	517011	X	X	115	745	580	240	—	—	18'	255	\$16.18	2
PES-1000-PW	566722	X		115	775	200	—	—	—	11.75'	110	\$4.77	3
FP1	566132	X	X	115	1000	390	—	—	—	14'	106	\$7.72	5
F10	566724	X	X	115	1103	840	416	96	—	22'	157	\$10.08	2
OPWG-29	566020		X	115/230	1740	300	—	—	—	11'	92	\$8.09	1
WGP-65-PW	566409	X		115	1250	800	300	—	—	20'	230	\$15.77	3
F20	566725	X	X	115	2095	961	—	—	—	15'	147	\$10.22	2
FP2	566133	X	X	115	2220	1210	400	—	—	16'	167	\$11.93	5
PWM2600	PWM2600	X		115	1550	0	—	—	—	10'	164	\$10.49	1
WGFP-33	566067	X		115	2500	2000	1400	600	—	25'	455	\$28.63	2
OPWG-46	566021		X	115/230	2700	1500	—	—	—	12'	174	\$8.60	1
FP30	566726	X	X	115	2897	1922	729	—	—	19'	215	\$18.14	2
FP3	566134	X	X	115	3200	1640	690	—	—	17'	226	\$16.15	5
WGP-80-PW	566417	X		115	3200	2700	2100	1300	695	29.5'	675	\$36.11	3
PWM3900	PWM3900	X		115	2700	1440	0	—	—	12.7'	260	\$19.04	1
PWM5200	PWM5200	X		115	3480	2460	1080	0	—	20'	506	\$28.18	1
F40	566727	X	X	115	4233	2894	1956	416	—	21.3'	520	\$22.90	2
WGFP-50	566068	X		115	4250	3500	2750	1800	800	30'	590	\$39.02	2
OPWG-71	566023		X	115/230	4260	3450	2700	600	—	21'	257	\$16.27	1
WGP-95-PW	566407	X		115	4000	3500	2850	2200	1370	30'	700	\$33.92	3
F50	566728	X	X	115	4332	3599	2800	1938	885	28.5'	413	\$33.70	2
WGFP-75	566068	X		115	4900	4350	3750	3050	2250	36'	847	\$50.38	2
FP6	566135	X	X	115	5760	4380	3000	1730	350	27'	557	\$37.56	5
OPWG-97	566024		X	115/230	5820	5040	4080	2700	—	22'	370	\$22.61	1
F70	566729	X	X	115	5930	4665	3196	2042	723	28'	660	\$39.74	2
WGFP-100	566070	X		115	6400	5500	4700	3700	2500	35'	1210	\$68.09	2
FP9	566137	X	X	115	8100	6580	4860	3290	1930	31'	730	\$52.24	5
WGFP 150	566071	X		115	9750	8200	6500	4600	2200	32'	1210	\$86.40	2
WGFP 200	566072	X		230	16000	15000	13410	11575	9775	45'	1210	\$149.98	2

GOOD

BETTER

BEST

The Good, Better, Best color code illustrates how pump efficiency changes throughout the performance range of the pump.

* = Monthly electric cost calculated at Best Efficiency Point of Pump at 10 cents/kwh operating 24 hours, 7 days a week

Helpful Information

Recommended Maximum Flow Rates

Pipe Diameter	Gallons Per Hour (GPH)	Gallons Per Minute (GPM)
3/4"	750	12.5
1"	1000	17
1-1/4"	2100	35
1-1/2"	3000	50
2"	4800	80
3"	9000	150
4"	16000	267

Helpful Formulas

To convert pressure to head height

Pressure (PSI) x 2.31 = Head Height (ft)

To convert head height to pressure

Head Height (ft) x 0.434 = Pressure (PSI)

To determine the gallons in a circular feature

0.79 x Diameter (ft) x Diameter (ft) x Depth (ft) x 7.48 = Gallons

To determine the approximate operating cost of running 24 hours a day

Watts x 0.072 = Estimated Monthly Operation Cost (at \$0.10/KWH)

Lighting & Controls

Innovative LED and halogen lighting options give you the ability to “sculpt” water and landscapes with light, adding just the right amount of brightness and color saturation to inspire, soothe, and invigorate a special occasion. Controlling your pumps, lighting, and equipment is made easier with our selection of transformers and power control centers.



LittleGIANT®

Lighting & Controls

LED Lighting

LED lighting is the newest and most energy efficient way to bring out the dramatic beauty of your water. With a variety of options, we give you the ability to offer long-lasting lighting for any decorative water. Color options abound to sculpt the water and landscape with light.

LED EggLites

The LED EggLite offers a compact lighting option that operates wet or dry. They come in four color options and can be powered by the sun using the optional solar panel. Up to 12 will fit on the plug-in transformer, and six lights will power on the solar panel.



LED EGGLETS	Item No.	Power Type	Watts	Color	Cord (ft)	Submerged Use	Dry Use	Transformer Included	Lights Included	Lamp Size	Dimensions
LSE2-W - SOLAR KIT	566420	Solar	2	White	10'	✓	✓	✓	2	1"	1" diameter
LCE2-W - PLUG IN KIT	566443	4 VDC	2	White	10'	✓	✓	✓	2	1"	1" diameter
LXE2-R - RED ADD ON LIGHT	566439	Solar/4 VDC	2	Red	10'	✓	✓		2	1"	1" diameter
LXE2-W - WHITE ADD ON LIGHT	566440	Solar/4 VDC	2	White	10'	✓	✓		2	1"	1" diameter
LXE2-G - GREEN ADD ON LIGHT	566441	Solar/4 VDC	2	Green	10'	✓	✓		2	1"	1" diameter
LXE2-B - BLUE ADD ON LIGHT	566442	Solar/4 VDC	2	Blue	10'	✓	✓		2	1"	1" diameter
LSPR - SOLAR PANEL	566430	Solar	6	-	-		✓	✓	-	-	4.2" x 6.6"
LVT-08 - PLUG IN TRANSFORMER	566435	4 VDC	12	-	-		✓	✓	-	-	1.6" x 1.3"
LC-10E - 10 FOOT EXTENSION	566449	-	-	-	10'	✓	✓		-	-	120" x 0.1"

Pairs well with our disappearing fountains on page 5!

LED-K Lighting

Energy-efficient LED fixtures consume only 3 Watts per lamp and last up to 10 years. Up to 18 lights can be run on one transformer. Eleven pre-programmed settings are triggered with the built-in circuitry. Install them in or out of the water using the included mounting hardware.



LED-K LIGHTING	Item No.	Power Type	Watts	Color	Cord (ft)	Submerged Use	Dry Use	Transformer Included	Lights Included	Lamp Size	Dimensions
LVLK-LED - MULTI-COLOR LED KIT	566236	12 VAC	3	Multi	20'	✓	✓	✓	1	MR-16	3" diameter
LED-L - MULTI-COLOR LED LIGHT	566225	12 VAC	3	Multi	20'	✓	✓		1	MR-16	3" diameter
LED-B - MULTI-COLOR LED MR-16 BULB	566224	12 VAC	3	Multi	-	✓	✓		Bulb	MR-16	3" diameter



With 11 light modes ranging from brilliant red to a continuous transition of soft color, you can easily reflect any mood.



Lighting & Controls

Halogen Lighting

Halogen lighting offers great versatility for adding nighttime beauty to any water feature, pond, fountain, and landscaping. Our selection will handle the smallest requirements up to the largest fountains, and all come standard with four color lenses, which deliver a beautiful rainbow of colors.



Halogen EggLites

Small and compact, the EggLite is designed to disappear into the installation so the dramatic beauty of the light itself is enjoyed. The 10-Watt EggLite can be used wet or dry and is suitable for fresh or salt water. Each light comes with a magnetic base, 10' of cord, and is 3" tall when fully assembled.



LEK3

HALOGEN EGGLITES	Item No.	Power Type	Watts	Color	Cord (ft)	Submerged Use	Dry Use	Transformer Included	Lights Included	Lamp Size	Dimensions
LCE-10W - COMPLETE KIT 10 W	517400	12 VAC	10	Multi	10'	✓	✓	✓	1	MR-11	2" diameter
LXE-10W - EXTRA 10 W SET	517402	12 VAC	10	Multi	10'	✓	✓		1	MR-11	2" diameter
LCE-20W - COMPLETE KIT 20 W	517404	12 VAC	20	Multi	10'	✓		✓	1	MR-11	2" diameter
LXE-20W - EXTRA 20 W SET	517406	12 VAC	20	Multi	10'	✓			1	MR-11	2" diameter
LEK3-10W - COMPLETE 3 PACK 10 W	517502	12 VAC	10	Multi	10'	✓	✓	✓	3	MR-11	2" diameter

LVL Lighting

Our bright, 20 Watt halogen lamp lasts about 3,000 hours. Up to three lights can run on one transformer, which has a switch-selectable timer. Colored lenses create a variety of hues. Install them in or out of the water using the included mounting hardware.



LVLK-HAL

LVL	Item No.	Power Type	Watts	Color	Cord (ft)	Submerged Use	Dry Use	Transformer Included	Lights Included	Lamp Size	Dimensions
LVLK-HAL KIT	566237	12 VAC	20	Multi	20'	✓	✓	✓	1	MR-16	3" diameter
LVL-PW LIGHT	566527	12 VAC	20	Multi	20'	✓	✓		1	MR-16	3" diameter
LVL-HB-PW MR-16 BULB	566528	12 VAC	20	Multi	-	✓	✓		Bulb	MR-16	3" diameter

L1C Lighting

The largest and most robust light we offer is constructed of stainless steel and bronze, housing a 250-Watt bulb. These lights dramatically accent all of your fountain and water feature projects. Comes with a stand for easy placement and must be submerged for use.



L1C

HALOGEN LIGHTING	Item No.	Power Type	Watts	Color	Cord (ft)	Submerged Use Only	Lights Included	Lamp Size	Dimensions
L1C-20	517413	120 VAC	250	White	20'	✓	1	E-12	7.3" diameter
L1C-50	517414	120 VAC	250	White	50'	✓	1	E-12	7.3" diameter
L1C-100	517415	120 VAC	250	White	100'	✓	1	E-12	7.3" diameter

Colored Lens sold separately. See page 42

Lighting & Controls

Lighting & Controls

Timers & Controls

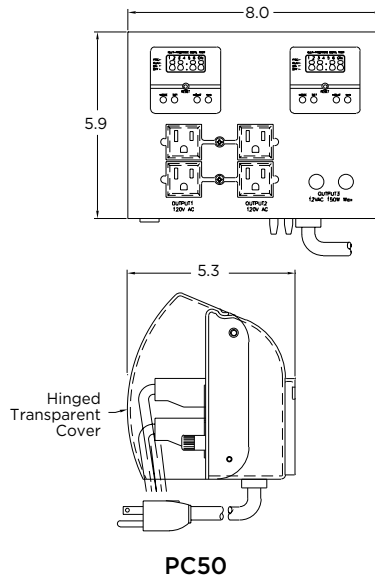
The Power Control Center allows water gardeners the flexibility of installing a pond where electricity is far from the pond site. Now you can control the operation of your pumps, UV clarifiers, underwater lights, and other necessary items with the Power Control Center, the ultimate luxury to control your pond. We also offer basic 12-Volt transformers with timers for your lighting control needs.



PC50

- 150 Watt 12 VAC
- Adjustable on/off timer
- Digital timers control both line voltage and low voltage
- Fuse protected
- 10 amp max on 110 V side
- 150 Watt max on 12 V side

TIMERS & CONTROLS	Item No.	Power Type	Amps/Watts	Cord (ft)	Use with Submerged Lights	Dry Use	Transformer Included	Dimensions
PC50-15	517408	110 VAC/12 VAC	10 A/150	15'	✓	✓	✓	6" x 8" x 5.5"
PC50	517416	110 VAC/12 VAC	10 A/150	50'	✓	✓	✓	6" x 8" x 5.5"



Construction

We offer a complete line of products to make installing a pond easy and trouble-free. Each item is designed or selected for its compatibility with Little Giant® equipment for fast installation, reliable performance, and minimal maintenance. Durable liners and quality plumbing components keep water features looking and functioning at their best for years.



Construction

Virtual Pond Kits



Don't forget lighting on page 32!

TO BUILD 1400 GALLON POND:

DESCRIPTION	Model	Item No.
SKIMMER	SK2.5	566131
FILTER	WF5	571010
PUMP	F20-2700	566725
PIPE	T-1-1/2-25 BFPVC	566182
LINER	10' x 15'	566545
AUTO FILL KIT	AFV-GH Auto Fill	566286
BACKFLUSH KIT	BFK-M	14940321
WATERFALL FOAM	WFF-20-Rockin Foam	599057

TO BUILD 3400 GALLON POND:

DESCRIPTION	Model	Item No.
SKIMMER	SK10	14940172
FILTER	WF5	571010
PUMP	F50-5000	566728
PIPE	T-2-25 BFPVC	566184
LINER	15' x 20'	566547
AUTO FILL KIT	AFV-GH Auto Fill	566286
BACKFLUSH KIT	BFK-M	14940321
WATERFALL FOAM	WFF-20-Rockin Foam	599057

DISAPPEARING STREAM

DESCRIPTION	Model	Item No.
VAULT	SF	566410
WATERFALL WEIR	WFW	566239
PUMP	F30-4000	566726
PIPE	T-1-1/2-25 BFPVC	566182
LINER	Fit To Size	Page 41
AUTO FILL KIT	AFV-GH Auto Fill	566286
WATERFALL FOAM	WFF-20-Rockin Foam	599057












Construction

Plumbing

Flex Pipes and Tubing

Quality piping provides for a worry-free installation. Whether you desire vinyl tubing, non-kink tubing or flex PVC, we offer all varieties in black to inhibit algae growth inside the pipe.



FLEX PIPES & TUBING	Item No.	Length	Advantages	Image	Pipe/Size Tubing	Type
T-3/8-20-BK	566287	20'	Use with barb and hose clamp fittings		3/8"	VT
T-1/2-20-BK	566288	20'	Use with barb and hose clamp fittings		1/2"	VT
NKT-34	566229	25'	Use with barb and compression fittings		3/4"	NKT
NKT-100	566231	25'	Use with barb and compression fittings		1"	NKT
NKT-114	566232	25'	Use with barb and compression fittings		1.25"	NKT
NKT-112	566233	25'	Use with barb and compression fittings		1.5"	NKT
T-1-1/2-25-BFPVC	566182	25'	Use with Sch 40 fittings		1.5"	FPVC
T-2-25-BFPVC	566184	25'	Use with Sch 40 fittings		2"	FPVC
T-3-50-BFPVC	566186	50'	Use with Sch 40 fittings		3"	FPVC

FPVC = Flexible PVC
 NKT = Non-Kink Tubing
 VT = Vinyl Tubing

Construction

Plumbing










Fittings

Our select group of quality plumbing components is affordable and always the right fit. We offer tubing fittings and Schedule 40 fittings for any installation, from vinyl tubing, PVC pipe, and flex PVC.

FITTINGS	Item No.	Image	Pipe/Size Tubing	Type
C-1 TUBING CLAMP	566227		1/2"	Tubing
C-2-PW RESTRICTOR CLAMP	566289		1/2"	Tubing
FC-1/4 FLOW CONTROL FNPT X BARB	566228		1/4"	Tubing
AD-2M-2S MALE ADAPTER	566258		2"	PVC
AD-3M-3S MALE ADAPTER	566244		3"	PVC
AD-BH-2 BULKHEAD FITTING	566257		2"	FNPT
AD-BH-3 BULKHEAD FITTING	566249		3"	FNPT
BV-112S BALL VALVE SLIP X SLIP	566250		1-1/2"	PVC
BV-2S BALL VALVE SLIP X SLIP	566251		2"	PVC
BV-112SU UNION BALL VALVE	566252		1-1/2"	PVC
AD-112US UNION SLIP X SLIP	566254		1-1/2"	PVC
AD-2US UNION SLIP X SLIP	566255		2"	PVC

Construction

Plumbing

FITTINGS	Item No.	Image	Pipe/Size Tubing	Type
3" FLEXIBLE PIPE GROMMET	925023		3"	BUNA-N
1" FLEXIBLE PIPE GROMMET - FOUNTAIN CONNECTOR	925031		1"	BUNA-N
2" FLEXIBLE PIPE GROMMET	925033		2"	BUNA-N
4" FLEXIBLE PIPE GROMMET	925034		4"	BUNA-N
3/4" FLEXIBLE PIPE GROMMET - FOUNTAIN CONNECTOR	925035		3/4"	BUNA-N
1/2" FLEXIBLE PIPE GROMMET - FOUNTAIN CONNECTOR	925054		1/2"	BUNA-N
CHECK VALVES CV-SE1	940019		1-1/2"	PVC
CHECK VALVES CV-SE2	940022		2"	PVC
CHECK VALVES CV-SE3	940023		3"	PVC

Construction

Liners & Accessories

Pond liners are designed from strong, puncture-resistant material that allows for the customization of any water feature. Both Firestone 45-mil EPDM and our 20-mil PVC are flexible and safe for aquatic life too.



CUT SIZES	EPDM Item No.	Dimensions
10 X 15 LINER	566545	10' x 15'
15 X 15 LINER	566546	15' x 15'
15 X 20 LINER	566547	15' x 20'
10 X 15 6OZ. UNDERLAYMENT	566548	10' x 15'
15 X 15 6OZ. UNDERLAYMENT	566549	15' x 15'
15 X 20 6OZ. UNDERLAYMENT	566550	15' x 20'



EPDM ACCESSORIES	Item No.
6" X 25' COVER SEAM TAPE	566369
6" X 100' COVER SEAM TAPE	566370
LVOC QUICKPRIME PLUS - QUART	566371
LVOC QUICKPRIME PLUS - GALLON	566372
QUICKSEAM SCRUBBER KIT	566373
EPDM REPAIR KIT	566374
SILICONE ROLLER	566375
PIPE BOOT	566376

ROLLS	Item No.	Dimensions
5 X 100 EPDM ROLL	566357	5' x 100'
10 X 100 EPDM ROLL	566358	10' x 100'
15 X 100 EPDM ROLL	566359	15' x 100'
20 X 100 EPDM ROLL	566360	20' x 100'
25 X 100 EPDM ROLL	566361	25' x 100'
30 X 100 EPDM ROLL	566362	30' x 100'
35 X 100 EPDM ROLL	566363	35' x 100'
40 X 100 EPDM ROLL	566364	40' x 100'
50 X 100 EPDM ROLL	566365	50' x 100'
20 X 50 EPDM MINI ROLL	566366	20' x 50'
25 X 50 EPDM MINI ROLL	566367	25' x 50'
30 X 50 EPDM MINI ROLL	566368	30' x 50'
5 X 300 6OZ. UNDERLAYMENT	566377	5' x 300'



Pond Care

Little Giant® offers a vast selection of products to protect and maintain your water feature at its prime, ranging from bacterial treatments and fish and plant care, to replacement parts for equipment. Protecting your investment during all seasons is essential, and we make it simple to protect your entire system year-round.



Little **GIANT**®

Pond Care

Protection

Low Water Shut-Off

Whether a small disappearing fountain or full water garden, protecting your investment enhances enjoyment. Achieve that peace of mind with a low water cut-off switch for the pump, auto fill valve to keep the beauty flowing, or winter gear to protect your pond and fish.

LOW WATER SHUT-OFF	Item No.	Voltage	Cord
AFV-GH AUTO FILL	566286	-	-
RS-5	566009	115 V	18'
RFSN-16	599211	115/230 V	20'
RFSN-20	599318	115/230 V	20'



Fall & Winter

Pond Netting & Winter

POND NETTING & WINTER	Item No.	Dimensions	Advantages
N-2828-PW	566047	28' x 28'	<ul style="list-style-type: none"> • 3/4" square mesh • Covers 28' x 28' area • Includes 12 anchoring stakes
N-1414-PW	566046	14' x 14'	<ul style="list-style-type: none"> • 3/4" square mesh • Covers 14' x 14' area • Includes 10 anchoring stakes
N-710-PW	566045	7' x 10'	<ul style="list-style-type: none"> • 3/4" square mesh • Covers 7' x 10' area • Includes 8 anchoring stakes
TF-PW THERMOMETER	566048	1" dia x 8"	<ul style="list-style-type: none"> • Easy-to-read Fahrenheit-Celsius scales • Measures from 120 °F to -20 °F • Tether string for easy removal
P-418-PW POND DE-ICER	566049	7" dia x 4"	<ul style="list-style-type: none"> • For ponds 50–600 gallons • De-ices 1' radius • 1200 Watts



Pond Care

Treatments

Our unique partnership with Ecological Laboratories, Inc. enables us to offer the finest in natural microbial products to regulate your customers' pond water clarity and quality. By offering a wide range of MICROBE-LIFT® clarifiers, stabilizers, system treatments, and seasonal water treatments, we can help establish, restore, and maintain the natural biological and system balance of any pond, year-round.



Beneficial Bacteria

Utilizing nature to aid in maintenance is the best solution around. These specialty products cultivate a biological balance for fish, plants, and the entire system. If nitrates or sludge are causing problems, or the leaves just won't decompose, we have a variety of solutions for all needs.

BENEFICIAL BACTERIA	Item No.	Description	Size	Treatment
WT-ML-PL-Q	566006	PL liquid water clarifier	32 oz	Monthly overall treatment
WT-ML-PL-P	566007	PL liquid water clarifier	16 oz	Monthly overall treatment
WT-ML-PL-G	566012	PL liquid water clarifier	1 gal	Monthly overall treatment
WT-NO-P	566036	NiteOut II	16 oz	Initiates nitrification
WT-BMC-2	566037	Biological mosquito control	2 oz	Controls mosquitos
WT-SSC-1	566038	Spring/summer cleaner	(10) 2 oz packets	Reduces dead leaves and organic load
WT-AWP-Q	566039	Autumn/winter prep	32 oz and (2) 2 oz packets	Prepare for colder months
WT-SA-Q	566040	Sludge away	32 oz packets	Rapid and natural sludge and mulch removal

Special Treatments

Maintain the proper water chemistry with these easy-to-use treatments. Specially formulated, they are designed to enhance the pond water and aquatic life.

SPECIAL TREATMENTS	Item No.	Description	Size	Treatment
WT-BSP	566030	Barley straw pellets	2.2 lbs	Clarify and mature water with natural enzymes in barley straw
WT-DL-P	566027	Dechlorinator Plus	16 oz	Neutralizes Cl, ClO ₂ , Cu, and other heavy metals
WT-AR-P	566028	Ammonia remover	16 oz	Removes ammonia, chlorine and chloramine
WT-FP-P	566029	Flocculant Plus	16 oz	Bonds and settles suspended particles
WT-TTC-4	566042	Fountain cleaner	4 oz	Water-based all natural ingredients
WT-TS-50	566043	5-in-1 test strips	50 count	Tests nitrate, nitrite, total hardness, total alkalinity, and pH
WT-ALG-G	566073	Algaway 5.4	1 gal	Controls string algae
WT-ALG-Q	566074	Algaway 5.4	32 oz	Controls string algae
WT-ALG-P	566075	Algaway 5.4	16 oz	Controls string algae
WT-ML-PR-Q	566008	Phosphate remover	32 oz	Removes excess phosphates
WT-BS-P	566026	7.5 pH buffer/stabilizer	16 oz	Initiates nitrification

Pond Care

Fish and Plants

As the flora and fauna become part of the family, it is important to give them a healthy environment with the proper food and planting media. Our selection of Microbe-Lift® products offers the finest in fish food and plant health.

FISH & PLANTS	Item No.	Description
UPB-R9-PW	566553	9" round plant basket
UPB-1212-PW	566556	12" square plant basket
FF-SS	566014	Summer staple fish food
FF-GE	566016	Growth and energy fish food
UP-BM-10	566349	Beneficial bacteria colonized planting media



General Maintenance

Fish nets make catching the fish safer than using your hands, as does a skimmer net for removing floating debris.

NETS	Item No.	Description
NS	566050	Skimmer net Handle: 48" L; Net: 10" W x 9" L x 3" D
AFN	567574	Fish net Extends: 39" to 57.5"; Net: 15.25" W x 13" L x 12" D



Pond Care

Replacement Parts

Accidents and wear and tear happen. When it does, rest easy knowing we have the right replacement parts for your equipment.

Fountains & Features

Item No.	Model	Description
166468	-	36" DFB column
166469	-	36" DFB wedge
166471	-	44" DFB support tube
166472	-	44" DFB plate
566533	-	Fogger disk replacement kit

Aeration System

Item No.	Model	Description
517326	-	Replacement fountain/aerator Harmony nozzle assembly
517327	-	Replacement centrifugal pump nozzle adaptor assembly
517328	-	Replacement motor mount assembly
517329	-	Replacement 100' cord set w/ motor lead and support tube
517330	-	Replacement power drive assembly, 1/2HP, 115V, 2 wire w/100' cord set
517331	-	Replacement float 36"

Filtration

Item No.	Model	Description
860-10	-	Filter pad for spillway 10"
860-18	-	Filter pad for spillway 18"
92311-18	-	Quartz sleeve with 2 O-rings, UVC18
92311-36	-	Quartz sleeve with 2 O-rings, UVC36
92311-9	-	Quartz sleeve with 2 O-rings, UVC9
170277	-	Mesh bag for biomedica
170299	-	Skimmer net for SK5
170300	-	Skimmer net for SK10
170301	-	Matala pad for WF5
170302	-	Matala pad for WF10
170303	-	Grate for SK5
170304	-	Grate for SK10
170311	-	Lid for SK5
170312	-	Lid for SK10
170313	-	Black lid for WF5
170315	-	Black lid for WF10
170337	-	Matala pad, additional filtration for SK10

Filtration Continued

170338	-	Matala pad, additional filtration for SK5
170465	-	Skimmer net for SK2.5
170461	-	Lid for SK2.5
170463	-	Grate for SK2.5
170473	-	Matala pad, additional filtration for SK2.5
517100	CFS170T	Barrel filter, 1" FNPT
517101	CFS955	Foam filter for CFS155T and CFS170T
517427	UVC9RB	9 Watt UV lamp, UVC
517428	UVC18RB	18 Watt UV lamp, UVC
517429	UVC36RB	36 Watt UV lamp, UVC
517505	CFS100	Screen, plastic small
517506	CFS155T	Screen, plastic, for large SST, CFS955
566109	PF-RP-PW	PF-AD replacement pad
566111	FK-SBF-RP-PW	FB replacment filter pad
566112	BM-30-PW	Biomedica, 30 ct
566113	SBF-1-RP-PW	Replacement filters
566115	FC-RP	Filter pads
566268	FC-RE	Element - case quantity only
566812	-	PF filter repair kit
566813	-	SK2.5 repair kit
566815	-	SK5 repair kit
566816	-	SK10 repair kit
990108	-	PTFE
14940208	-	RTV silicone sealant
14940343	F-SBRK	Skimmer brush kit
14940501	-	9 Watt UV lamp, UVP
14940502	-	18 Watt UV lamp, UVP
14940503	-	36 Watt UV lamp, UVP
14940581	-	Skimmer lid plug

Pond Care

Replacement Parts

Lighting & Controls

Item No.	Model	Description
170755	-	Colored lens set for fixture for LVL
170756	-	Light fixture glass lens for LVL and LED
517401	LDLS-4	Lens set, dichroic glass, 4 colors
517403	LEC-5M	Ext. cord, 16', EggLite
517405	LFL-CLR	Front lens, EggLite
517407	LMB-SS	Magnetic base with hardware, EggLite
517409	LMS-2PC	Mounting stand - EggLite
517410	LRB-10W-30	Replacement bulb, 12 V, 10 Watt, 30 °
517411	LRB-20W-30	Replacement bulb, 12 V, 20 Watt, 30 °
517412	LTR-60W	Transformer, 60 Watt EggLite
517417	L-1001	Tungsten halogen 250 Watt bulb, 115 V
517419	L-1002A	L-1 lens - amber
517421	L-1002B	L-1 lens - blue
517422	L-1002C	L-1 lens - clear
517423	L-1002G	L-1 lens - green
517430	PC-F	PC50 replacement fuse, T15A, 250 V, 20m
517431	PC-FC	PC50 replacement fuse cap with socket
517432	L-1003	L-1 rock guard - bronze
517501	L-1002R	L-1 lens - red
566431	-	Replacement stake for solar panel LSP
566432	-	Replacement battery for solar panel LSP
566814	-	LVL no bulb light repair kit
924006	-	LED EggLite wire connection O-ring
924135	-	Light fixture O-ring for LVL and LED
950886	-	60 Watt LVL transformer

Pumps

Item No.	Model	Description
11200	-	Repair kit for S580
11205	-	Repair kit for S900T
11210	-	Repair kit for S1200T
10215	-	Repair kit A180 - A210 & S225
10216	-	Repair kit A180T - A210T & S225T
10220	-	Repair kit A280 - A430 & S320
10221	-	Repair kit A280T - A430T & S320T
118984	-	Kit, repair parts, PE-1F-PW
118985	-	Kit, repair parts, PE-2H-PW
118986	-	Kit, repair parts, PE-2F-PW
118987	-	Kit, repair parts, PE-1H-PW

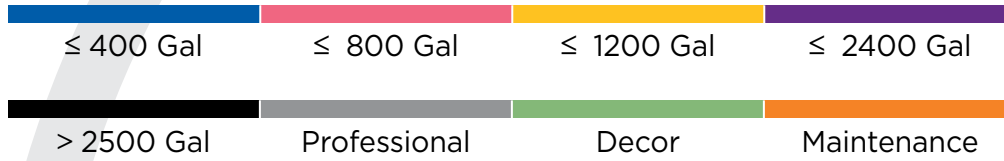
Pumps Continued

118988	-	Kit, repair parts, PE-2.5F-PW
166055	-	FP1 Impeller and Rotor Assembly
166056	-	FP2 Impeller and Rotor Assembly
166057	-	FP3 Impeller and Rotor Assembly
166058	-	FP6 Impeller and Rotor Assembly
166059	-	FP9 Impeller and Rotor Assembly
166060	-	FP Pumps O-ring and Screws
166360	-	Impeller PES700
166361	-	Impeller PES800
166362	-	Impeller PES1000
166772	-	Replacement Screen Kit, F10-F70
166773	-	Replacement Housing, F10-F20
166774	-	Replacement Housing, F30-F70
166775	-	Replacement Volute Kit, F10
166776	-	Replacement Volute Kit, F20
166777	-	Replacement Volute Kit, F30-F50
166780	-	Replacement Volute Kit, F70
166781	-	Replacement Rotor Kit, F10
166782	-	Replacement Rotor Kit, F20
166783	-	Replacement Rotor Kit, F30
166784	-	Replacement Rotor Kit, F40
166785	-	Replacement Rotor Kit, F50
166786	-	Replacement Rotor Kit, F70
166787	-	Replacement Screen, F10-F70
170170	-	WGP 1" elbow
170194	-	WGP 1-1/2" elbow
170208	-	WGP plate
170209	-	WGP plug
517500	SPB1	Positioning bracket for S580 S900 S1200
517102	TS-1.5	Intake screen for 1.5" MNPT
517103	TS-2.0	Intake screen for 2" MNPT
517104	SF1.0	Swivel fitting, 1"
517503	TS-3.0	Intake screen for 3" MNPT
517504	SF1.5	Swivel fitting, 1-1/2"
566536	-	AP1 air pump repair kit

Merchandising System

Merchandising System

Color-Coded Packaging



PROFESSIONAL/ LANDSCAPE PACKAGING



- Performance
- Specification
- Warranty
- Model Number
- Features

RETAIL PACKAGING



- Specifications
- Model Number
- Performance
- Warranty
- Color Category
- Features
- Hotline & Website

Merchandising System

Merchandising System

Inspire Customers with the Little Giant® Outdoor Living Merchandising System

Our consumer-friendly merchandising system engages customers with attractive color-coded packaging and a convenient arrangement that puts everything they may need right at their fingertips.



Pump Selection Center




Download or order printed literature online at www.lg-outdoor.com

Literature and Point of Purchase - Order Online

www.lg-outdoor.com

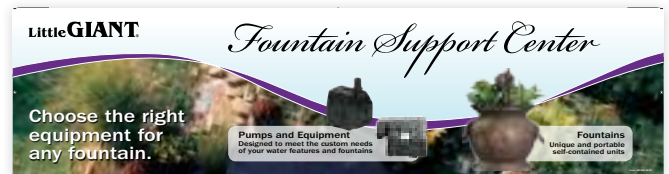
Pump Selection Center Header (12" x 47")

Item # 996096



Fountain Support Center (12" x 47")

Item # 996191



Maintenance and Decor Header (12" x 47")

Item # 996097



Water Gardening Header (12" x 47")

Item # 996098



FOUNTAINS & FEATURES

AERATION SYSTEM

FILTRATION

WATER PUMPS

LIGHTING & CONTROLS

CONSTRUCTION

POND CARE

Additional Product Lines

Aquarium

Little Giant® aquarium products implement the highest quality of engineering and design in every product. Each product is designed specifically for aquarium-filtered applications in freshwater and saltwater environments.



Aquarium Pump  
ITEM 519310 | MODEL PESQ-300

  **Aquarium Pump**
ITEM 580507 | MODEL 2-MDQX-SC



Hydroponics

All Little Giant® Hydroponic pumps are manufactured with a corrosion-resistant body specifically designed for submersible use. Magnetic drive pumps offer better energy efficiency, while direct drive pumps produce greater starting torque and more pressure. Our extensive product line allows you to choose which pump features are best for your application.



325 GPH Submersible Hydroponic Pump
ITEM 527002 | MODEL NK-2

200 GPH Automatic Hydroponic Pump
ITEM 550523 | MODEL 1-ABS



Pool Products

Little Giant® offers an extensive collection of pool cover pumps that are able to keep up with the needs of virtually any pool cover. These pumps offer industry-leading service, easy water removal, and superior pool cover protection.



Automatic Pool Cover Pump 
ITEM 14942702 | MODEL PCP-550

Automatic Pool Cover Pump 
ITEM 577301 | MODEL APCP-1700



Index

Index Of Items Alphabetically By Model

Model	Item No.	Description	Page	Model	Item No.	Description	Page
#1	501004	Direct drive oil-filled pump - 115 V, 60 Hz, 6', 205 gph	28	FP1	566132	Flex pump - 1000 gph	22
1-MA	521204	Direct drive oil-filled pump - 115 V, 60 Hz, 6', 170 gph	28	FP2	566133	Flex pump - 2000 gph	22
2E-38N-WG	502375	Direct drive oil-filled pump - 115 V, 60 Hz, 15' UL/CSA, 300 gph	28	FP3	566134	Flex pump - 3000 gph	22
3E-12N	503375	Direct drive oil-filled pump - 115 V, 60 Hz, 6' black, 500 gph	28	FP6	566135	Flex pump - 6000 gph	22
AD-112US	566254	Union 1-1/2" slip, PVC	39	FP9	566137	Flex pump - 9000 gph	22
AD-2M-2S	566258	2" male adapter MNPT x slip	39	L-1001	517417	Tungsten halogen 250 Watt bulb, 115 V	47
AD-2US	566255	Union 2" slip, PVC	39	L-1002A	517419	L-1 lens, amber	47
AD-3M-3S	566244	3" male adapter MNPT x slip	39	L-1002B	517421	L-1 lens, blue	47
AD-BH-2	566257	2" bulkhead fitting	39	L-1002C	517422	L-1 lens, clear	47
AD-BH-3	566249	3" bulkhead fitting	39	L-1002G	517423	L-1 lens, green	47
AFN	567574	Fish net	45	L-1002R	517501	L-1 lens, red	47
AFV-GH	566286	Auto fill valve kit, 1/2" MNPT	16, 37, 43	L-1003	517432	L-1 rock guard, bronze	47
AP1	566535	Air pump	43	L1C-100	517415	Light bronze & SS lighting, 115 V with 100' cord	34
APA-05-HAR	517300	Aeration unit, 1/2 hp	13	L1C-20	517413	Light bronze & SS lighting, 115 V with 20' cord	34
APA-10-HAR	517301	Aeration unit, 1 hp	13	L1C-50	517414	Light bronze & SS lighting, 115 V with 50' cord	34
BFK-M	14940321	Manual backflush kit	17 & 37	LBF30	566593	Lotus bowl fountain, old bronze	8
BM-30-PW	566112	Biomedica, 30 ct	18 & 46	LBF31	566594	Lotus bowl fountain, weathered graystone	8
BV-112S	566250	Ball valve 1-1/2" slip, PVC	39	LBF32	566595	Lotus bowl fountain, antique rust	8
BV-112SU	566252	Union ball valve, 1-1/2" ips, PVC	39	LBFK	566598	Lotus bowl fountain kit	7
BV-2S	566251	Ball valve 2" slip, PVC	39	LB-OPWG	566106	Leaf trap for external pumps	29
C-1	566227	Tubing clamp - case qty only	39	LC-10E	566449	Extension cord, 10' male to female LED EggLite	33
C-2-PW	566289	Restrictor clamp - case qty only	39	LCE-10W	517400	Complete EggLite kit, 10 Watt w/transformer, 10' cord	34
CFS-100	517505	Filter screen, small plastic	15, 26, 46	LCE-20W	517404	Complete EggLite kit, 20 Watt w/transformer, 10' cord	34
CFS-155T	517506	Filter screen, plastic, for large SST, CFS955	15, 26, 46	LCE2-W	566443	Plug-in LED EggLite kit with white LED, 2-pack	33
CFS-170T	517100	Barrel filter, 1" FNPT	15 & 46	LDLS-4	517401	Lens set, dichroic glass, 4 colors	47
CFS-955	517101	Foam filter for CFS155T & CFS170T	15 & 46	LEC-5M	517403	EggLite extension cord, 16'	47
CV-SE1	940019	Check valve, 1-1/2" ips (1-1/2" solids)	40	LED-B	566224	11-way multi-colored LED MR-16 bulb	33
CV-SE2	940022	Check valve, 2" ips (2" solids)	40	LED-L	566225	LED with fixture	33
CV-SE3	940023	Check valve, 3" ips (3" solids)	40	LEK3-10W	517502	EggLite kit, 3-pack, 10' extension cord	34
DFB30	566599	Disappearing fountain basin, 30" diameter	9	LFL-CLR	517405	Front lens, EggLite	47
DFB36	566517	Disappearing fountain basin, 36" diameter	9	LMB-SS	517407	Magnetic base with hardware, EggLite	47
DFB36PP	566559	Pallet program 36" disappearing basin - case qty only	9	LMS-2PC	517409	EggLite mounting stand	47
DFB44	566558	Disappearing basin, 44" square	9	LRB-10W-30	517410	Replacement bulb, 12 V, 10 Watt, 30 degrees	47
DFB44PP	566560	Pallet program 44" disappearing basin - case qty only	6	LRB-20W-30	517411	Replacement bulb, 12 V, 20 Watt, 30 degrees	47
F-SBRK	14940343	Skimmer brush kit	46	LSE2-W	566420	Solar LED EggLite kit with white LED, 2-pack	33
F10-1200	566724	F-series wet rotor pump - 1200 gph	21	LSPR	566430	LED EggLite solar panel	33
F20-2700	566725	F-series wet rotor pump - 2700 gph	21 & 37	LTR-60W	517412	Transformer, 60 Watt EggLite	47
F30-4000	566726	F-series wet rotor pump - 4000 gph	21 & 37	LVL-HB-PW	566528	Replacement halogen lamp	34
F40-5500	566728	F-series wet rotor pump - 5000 gph	21	LVL-PW	566527	Low voltage light kit	34
F50-5000	566727	F-series wet rotor pump - 5500 gph	21 & 37	LVLK-LED	566236	Multi-color LED kit	33
F70-7300	566729	F-series wet rotor pump - 7300 gph	21	LVT-08	566435	LED EggLite plug-in transformer	33
FB-PW	566108	Pump filter box	15	LXE-10W	517402	Extra EggLites, 10 Watts, 10' cord, without transformer	34
FC-1/4	566228	Flow control assembly, FNPT x barb - case qty only	39	LXE-20W	517406	Extra EggLites, 20 Watts, 10' cord, with transformer	34
FC-RE	566268	Element - case qty only	46	LXE2-B	566442	Extra EggLite with blue LED, 2-pack	33
FC-RP	566115	Filter pads	46	LXE2-G	566441	Extra EggLite with green LED, 2-pack	33
FF4	566516	Fountain support feet, 4-pack	9	LXE2-R	566439	Extra EggLite with red LED, 2-pack	33
FF-GE	566016	Fish food, growth and energy	45	LXE2-W	566440	Extra EggLite with white LED, 2-pack	33
FF-SS	566014	Fish food, summer	45	N-1414-PW	566046	Netting, 14' x 14'	43
FG-1-PW	566529	Fogger kit with transformer	11	N-2828-PW	566047	Netting, 28' x 28'	43
FHK-1-PW	566266	Fountain head kit	11	N-710-PW	566045	Netting, 7' x 10'	43
FHT-1090-PW	566267	Fountain nozzle kit, 3-tier with telescope	11	NKT100	566231	Non-kink 1" tubing, 25'	38
FHT-1170-PW	566518	Bubbler fountain nozzle	11	NKT112	566233	Non-kink 1-1/2" tubing, 25'	38
FHT-1280-PW	566240	Waterbell fountain nozzle	11	NKT114	566232	Non-kink 1-1/4" tubing, 25'	38
FHV-2549-PW	566523	1/2" diverter valve	11	NKT34	566229	Non-kink 3/4" tubing, 25'	38
FK-SBF-RP-PW	566111	FB replacement filter pad	15 & 46	NS	566050	Skimmer net	45
FNA01	517319	Sonata fountain nozzle	13	OPWG-29	566020	External use pump - 1740 gph @ 5', 92 Watts, 8' cord	29
FNA02	517320	Cantata fountain nozzle	13	OPWG-46	566021	External use pump - 2700 gph @ 5', 132 Watts, 8' cord	29
FNA03	517321	Concerto fountain nozzle	13	OPWG-71	566023	External use pump - 4260 gph @ 5', 257 Watts, no cord	29
FNA04	517322	Staccato fountain nozzle	13	OPWG-97	566024	External use pump - 5820 gph @ 5', 335 Watts, no cord	29
FNA05	517323	Crescendo fountain nozzle	13	P-AAA	523375	Magnetic drive pump - 115 V, 60 Hz, 6', 120 gph	28
FPB	566596	Fittings, pipe, shims, grommet	7	P-418-PW	566049	Pond de-icer, 1200 Watts	43
517310	FPA-05-K01	Fountain conversion kit for aeration unit APA-05-HAR	13	PBF-2000	566881	Pressurized biological filter with bacteria	18
517311	FPA-10-K01	Fountain conversion kit for aeration unit APA-10-HAR	13	PBF-4000	566882	Pressurized biological filter with bacteria	18
				PBF-6000	566883	Pressurized biological filter with bacteria	18

Index

Index Of Items Alphabetically By Model

Model	Item	Description	Page	Model	Item	Description	Page
PC-F	517430	PC50 replacement fuse, T15A, 250 V, 20m	47	UPB-1212-PW	566556	Square 12" basket - case qty only	45
PC-FC	517431	PC50 replacement fuse cap with socket	47	UPB-R9-PW	566553	Round 9" basket - case qty only	45
PCP-550	14942702	Automatic pool cover pump	50	UP-BM-10	566349	Aquatic planting media, 10 lbs	45
PC50	517416	Power control center, new box	35	UVC18	517425	UV clarifier, 18 Watt	19
PC50-15	517408	Power control center, 15' cord	35	UVC18RB	517428	UV clarifier, 18 Watt replacement lamp	46
PE-1F-PW	566608	Direct drive pump - 170 gph, 36 Watts, 15' cord	24	UVC36	517426	UV clarifier, 36 Watt	1
PE-1H-PW	566604	Direct drive pump - 170 gph, 36 Watts, 6' cord	24	UVC36RB	517429	UV clarifier, 36 Watt replacement lamp	46
PE-2.5F-PW	566612	Direct drive pump - 475 gph, 80 Watts, 15' cord	24	UVC9	517424	UV clarifier, 9 Watt	19
PE-2F-PW	566611	Direct drive pump - 300 gph, 47 Watts, 15' cord	24	UVC9RB	517427	UV clarifier, 9 Watt replacement lamp	46
PE-2H-PW	566609	Direct drive pump - 300 gph, 47 Watts, 6' cord	24	WF10	571011	Waterfall filter for ponds up to 10,000 gallons (F5000)	17
PES-1000-PW	566722	Magnetic drive pump - 1150 gph, 160 Watts, 15' cord	23	WF5	571010	Waterfall filter for ponds up to 5,000 gallons (F1000)	17 & 37
PES-130-PW	566716	Magnetic drive pump - 130 gph, 11 Watts, 6' cord	23	WFF-20	599057	Black waterfall foam, 20 oz - case qty only	17 & 37
PES-290-PW	566717	Magnetic drive pump - 300 gph, 23 Watts, 6' cord	23	WFW	566239	Waterfall weir, 6000 gph	10 & 37
PES-380-PW	566718	Magnetic drive pump - 380 gph, 36 Watts, 15' cord	23	WGFP-100	566070	Pump - 6400 gph @ 5', 1210 Watts, 15' cord, 1-3/8" solids	27
PES-40-PW	566713	Magnetic drive pump - 47 gph, 5 Watts, 6' cord	23	WGFP-150	566071	Pump - 9750 gph @ 5', 1210 Watts, 19' cord, 3/4" solids	27
PES-700-PW	566720	Magnetic drive pump - 725 gph, 46 Watts, 15' cord	23	WGFP-200	566072	Pump - 16000 gph @ 5', 2085 Watts, 19' cord, 3/4" solids	27
PES-80-PW	566714	Magnetic drive pump - 77 gph, 8 Watts, 6' cord	23	WGFP-33	566067	Pump - 2500 gph @ 5', 455 Watts, 15' cord, 1" solids	27
PES-800-PW	566721	Magnetic drive pump - 875 gph, 100 Watts, 15' cord	23	WGFP-50	566068	Pump - 4280 gph @ 5', 590 Watts, 15' cord, 1-3/16" solids	27
PF30	566590	Papyrus fountain, caviar black	8	WGFP-75	566069	Pump - 4900 gph @ 5', 847 Watts, 15' cord, 1-3/8" solids	27
PF31	566591	Papyrus fountain, antique rust	8	WGP-65-PW	566409	Premium direct drive pump - 1900 gph, 230 Watts, 16' cord	26
PF32	566592	Papyrus fountain, weathered grayston	8	WGP-95-PW	566407	Premium direct drive pump - 4280 gph, 700 Watts, 16' cord	26
PFK	566597	Papyrus fountain kit	7	WGP-80-PW	566417	Premium direct drive pump - 3500 gph, 640 Watts, 16' cord	26
PF-1200	566120	Pressurized filter with backwash, 1200 gallons	18	WT-AR-P	566028	Ammonia remover, pint	44
PF-2400	566126	Pressurized filter with backwash, 2400 gallons	18	WT-AWP-Q	566039	Autumn/winter prep, 32 oz and (2) 2 oz packets	44
PF-800	566119	Pressurized filter with backwash, 800 gallons	18	WT-BMC-2	566037	Biological mosquito control, 2 oz	44
PF-AD-PW	566107	Dual filter kit	15	WT-BS-P	566026	7.5 pH buffer/stabilizer, pint	44
PF-RP-PW	566109	PF-AD replacement filter pad	15 & 46	WT-BSP	566030	Barley straw pellets, 2.2 lbs	44
PRS-BDK-2	566181	Bottom drain kit for pond skimmers	16	WT-DL-P	566027	Dechlorinator Plus, pint	44
RFSN-16	599211	Low water pump shut-off, 115/230 V, 15 amps	43	WT-FP-P	566029	Flocculant Plus water clarifier, pint	44
RFSN-20	599318	Low water pump shut-off, 230 V, 20 amps	43	WT-ML-PL-G	566012	Microbe lift/PL liquid water clarifier, 1 gal	44
RJ21	517200	Spray ring with 21 jets	11	WT-ML-PL-P	566007	Microbe lift/PL liquid water clarifier, pint	44
RS-5	566009	Low water pump shut-off, 115 V, 10 amps	43	WT-ML-PL-Q	566006	Microbe lift/PL liquid water clarifier, quart	44
S1200T-20	517012	SS & bronze pump - 1200 gph, 115 V with 20' cord	25	WT-ML-PR-Q	566008	Phosphate remover, quart	44
S1200T-50	517013	SS & bronze pump - 1200 gph, 115 V with 50' cord	25	WT-NO-P	566036	NiteOut II nitrification bacteria, pint	44
S1200T-6	517011	SS & bronze pump - 1200 gph with 6' cord	25	WT-SA-Q	566040	Sludge away, quart	44
S225T-20	517001	SS & bronze pump - 225 gph, 115 V with 20' cord	25	WT-SSC-1	566038	Spring and summer cleaner enzymes, (8) 2 oz packets	44
S225T-6	517000	SS & bronze pump - 225 gph with 6' cord	25	WT-TTC-4	566042	All-natural fountain cleaner, 4 oz	11 & 44
S320T-20	517003	SS & bronze pump - 320 gph, 115 V with 20' cord	25	WT-ALG-G	566073	Microbe-lift Algaway 5.4, gallon	44
S320T-50	517004	SS & bronze pump - 320 gph, 115 V with 50' cord	25	WT-ALG-P	566075	Microbe-lift Algaway 5.4, pint	44
S320T-6	517002	SS & bronze pump - 320 gph, 115 V with 6' cord	25	WT-ALG-Q	566074	Microbe-lift Algaway 5.4, quart	44
S580T-20	517006	SS & bronze pump - 580 gph, 115 V with 20' cord	25	WT-TS-50	566043	5-in-1 test strips, 50 count	44
S580T-50	517007	SS & bronze pump - 580 gph, 115 V with 50' cord	25		10215	Repair kit A180 - A210 & S225	47
S580T-6	517005	SS & bronze pump - 580 gph, 115 V	25		10216	Repair kit A180T - A210T & S225T	47
S900T-20	517009	SS & bronze pump - 900 gph, 115 V with 20' cord	25		10220	Repair kit A280 - A430 & S320	47
S900T-50	517010	SS & bronze pump - 900 gph, 115 V with 50' cord	25		10221	Repair kit A280T - A430T & S320T	47
S900T-6	517008	SS & bronze pump - 900 gph, 115 V with 6' cord	25		11200	Repair kit for S580	47
SBF-1-RP-PW	566113	Replacement filter pads	15 & 46		11205	Repair kit for S900T	47
SF	566410	Simply falls pump vault	9 & 37		11210	Repair kit for S1200T	47
SF1.0	517104	Swivel fitting, 1"	47		118984	Kit, repair parts, PE-1F-PW	47
SF1.5	517504	Swivel fitting, 1-1/2"	47		118985	Kit, repair parts, PE-2H-PW	47
SK10	14940172	Skimmer for ponds up to 10,000 gallons (S5000)	16 & 37		118986	Kit, repair parts, PE-2F-PW	47
SK2.5	566131	Skimmer for ponds up to 2,500 gallons	16 & 37		118987	Kit, repair parts, PE-1H-PW	47
SK5	14940171	Skimmer for ponds up to 5,000 gallons (S1000)	16 & 37		118988	Kit, repair parts, PE-2.5F-PW	47
SPB1	517500	Positioning bracket for S580, S900, S1200	26 & 47		166055	FP1 impeller and rotor assembly	47
SPW10	517202	Spillway, 10"	10		166056	FP2 impeller and rotor assembly	47
SPW18	517203	Spillway, 18"	10		166057	FP3 impeller and rotor assembly	47
T-1/2-20-BK	566288	Tubing, 1/2" x 20'	38		166058	FP6 impeller and rotor assembly	47
T-11/2-25-BFPVC	566182	Black flexible PVC, 1-1/2"	37 & 38		166059	FP9 impeller and rotor assembly	47
T-2-25-BFPVC	566184	Black flexible PVC, 2"	37 & 38		166060	FP pumps O-ring and screws	47
T-3-50-BFPVC	566186	Black flexible PVC, 3"	38		166360	Impeller PES700	47
T-3/8-20-BK	566287	Tubing, 3/8" x 20'	38		166361	Impeller PES800	47
TF-PW	566048	Floating thermometer	43		166362	Impeller PES1000	47
TS-1.5	517102	Intake screen for 1.5" MNPT	15 & 47		166468	36" DFB column	46
TS2.0	517103	Intake screen for 2" MNPT	15 & 47		166469	36" DFB wedge	46
TS-3.0	517503	Intake screen for 3" MNPT	15 & 47		166471	44" DFB support tube	46
					166472	44" DFB plate	46

Index

Index Of Items Alphabetically By Model

Model	Item	Description	Page	Model	Item	Description	Page
	166772	Replacement screen kit, F10-F70	47		566377	5' x 300' 6oz. liner underlayment	41
	166773	Replacement housing, F10-F-20	47		566431	Replacement stake for solar panel LSP	47
	166774	Replacement housing, F30-F70	47		566432	Replacement battery for solar panel LSP	47
	166775	Replacement volute kit, F10	47		566533	Fogger disk replacement kit	46
	166776	Replacement volute kit, F20	47		566536	AP1 air pump repair kit	47
	166777	Replacement volute kit, F30-F50	47		566545	10' x 15' Liner	41
	166780	Replacement volute kit, F70	47		566546	15' x 15' Liner	41
	166781	Replacement rotor kit, F10	47		566547	15' x 20' Liner	41
	166782	Replacement rotor kit, F20	47		566548	10' x 15' 6oz. liner underlayment	41
	166783	Replacement rotor kit, F30	47		566549	15' x 15' 6oz. liner underlayment	41
	166784	Replacement rotor kit, F40	47		566550	15' x 20' 6oz. liner underlayment	41
	166785	Replacement rotor kit, F50	47		566812	PF filter repair kit	46
	166786	Replacement rotor kit, F70	47		566814	LVL no bulb light repair kit	47
	166787	Replacement screen, F10-F70	47		566813	SK2.5 repair kit	46
	170170	WGP 1" elbow	47		566815	SK5 repair kit	46
	170194	WGP 1-1/2" elbow	47		566816	SK10 repair kit	46
	170208	WGP plate	47		909038	Skimmer lid plug	46
	170209	WGP plug	47		924006	LED EggLite wire connection O-ring	47
	170277	Mesh bag for biomedica	46		924135	Light fixture O-ring for LVL and LED	47
	170299	Skimmer net for SK5	46		925023	3" Flexible pipe grommet	40
	170300	Skimmer net for SK10	46		925031	1" Flexible pipe grommet - fountain connector	40
	170301	Matala pad WF5	46		925033	2" Flexible pipe grommet	40
	170302	Matala pad WF10	46		925034	4" Flexible pipe grommet	40
	170303	Grate for SK5	46		925035	3/4" Flexible pipe grommet - fountain connector	40
	170304	Grate for SK10	46		925054	1/2" Flexible pipe grommet - fountain connector	40
	170311	Lid for SK5	46		950886	60 Watt LVL transformer	47
	170312	Lid for SK10	46		990108	PTFE	46
	170313	Black lid for WF10	46		14940208	RTV silicone sealant	46
	170315	Black lid for WF10	46		14940501	Replacement 9 Watt UV lamp	46
	170337	Matala pad, additional filtration for SK10	16 & 46		14940502	Replacement 18 Watt UV lamp	46
	170338	Matala pad, additional filtration for SK5	16 & 46		14940503	Replacement 36 Watt UV lamp	46
	170461	Lid for SK2.5	46		14940581	Skimmer lid plug	46
	170463	Grate for SK2.5	46		860-10	Filter pad for spillway, 10"	46
	170465	Skimmer net for SK2.5	46		860-18	Filter pad for spillway, 18"	46
	170473	Matala pad, additional filtration for SK2.5	16 & 46		92311-18	Quartz sleeve with 2 O-rings, UVC18	46
	170755	Colored lens set for fixture for LVL	47		92311-36	Quartz sleeve with 2 O-rings, UVC36	46
	170756	Light fixture glass lens for LVL and LED	47		92311-9	Quartz sleeve with 2 O-rings, UVC9	46
	517326	Replacement fountain/aerator Harmony nozzle assembly	46		566376	Pipe boot	41
	517327	Replacement centrifugal pump nozzle adaptor assembly	46				
	517328	Replacement motor mount assembly	46				
	517329	Replacement 100' cord set w/ motor lead and support tube	46				
	517330	Replacement power drive assembly 1/2 hp, 115 V, 2 wire with 100' cord set	46				
	517331	Replacement float 36"	46				
	566357	Liner, 5' x 100' EPDM roll	41				
	566358	Liner, 10' x 100' EPDM roll	41				
	566359	Liner, 15' x 100' EPDM roll	41				
	566360	Liner, 20' x 100' EPDM roll	41				
	566361	Liner, 25' x 100' EPDM roll	41				
	566362	Liner, 30' x 100' EPDM roll	41				
	566363	Liner, 35' x 100' EPDM roll	41				
	566364	Liner, 40' x 100' EPDM roll	41				
	566365	Liner, 50' x 100' EPDM roll	41				
	566366	Liner, 20' x 50' EPDM mini roll	41				
	566367	Liner, 25' x 50' EPDM mini roll	41				
	566368	Liner, 30' x 50' EPDM mini roll	41				
	566369	6" x 25' cover seam tape	41				
	566370	6" x 100' cover seam tape	41				
	566371	LVOC QuickPrime Plus, quart	41				
	566372	LVOC QuickPrime Plus, gallon	41				
	566373	Quickseam scrubber kit	41				
	566374	EPDM repair kit	41				
	566375	Silicone roller	41				

Index

Index Of Items Numerically By Item Number

Item	Model	Description	Page	Item	Model	Description	Page
10215		Repair kit A180 - A210 & A225	47	517000	S225T-6	SS & bronze pump - 225 gph with 6' cord	25
10216		Repair kit A180T - A210T & A225T	47	517001	S225T-20	SS & bronze pump - 320 gph, 115 V with 20' cord	25
10220		Repair kit A280 - A430 & A320	47	517002	S320T-6	SS & bronze pump - 320 gph, 115 V with 6' cord	25
10221		Repair kit A280T - A430T & A320A	47	517003	S320T-20	SS & bronze pump - 320 gph, 115 V with 20' cord	25
11200		Repair kit for S580	47	517004	S320T-50	SS & bronze pump - 320 gph, 115 V with 50' cord	25
11205		Repair kit for S900T	47	517005	S580T-6	SS & bronze pump - 580 gph, 115 V	25
11210		Repair kit for S1200T	47	517006	S580T-20	SS & bronze pump - 580 gph, 115 V with 20' cord	25
118984		Kit, repair parts, PE-1F-PW	47	517007	S580T-50	SSS & bronze pump - 580 gph, 115 V with 50' cord	25
118985		Kit, repair parts, PE-2H-PW	47	517008	S900T-6	SS & bronze pump - 900 gph, 115 V with 6' cord	25
118986		Kit, repair parts, PE-2F-PW	47	517009	S900T-20	SS & bronze pump - 900 gph, 115 V with 20' cord	25
118987		Kit, repair parts, PE-1Hh-PW	47	517010	S900T-50	SS & bronze pump - 900 gph, 115 V with 50' cord	25
118988		Kit, repair parts, PE-2.5F-PW	47	517011	S1200T-6	SS & bronze pump - 1200 gph with 6' cord	25
166055		FP1 impeller and rotor assembly	47	517012	S1200T-20	SS & bronze pump - 1200 gph, 115 V with 20' cord	25
166056		FP2 impeller and rotor assembly	47	517013	S1200T-50	SS & bronze pump - 1200 gph, 115 V with 50' cord	25
166057		FP3 impeller and rotor assembly	47	517100	CFS-170T	Barrel filter, 1" FNPT	15 & 46
166058		FP6 impeller and rotor assembly	47	517101	CFS-955	Foam filter for CFS155T & CFS170T	15 & 46
166059		FP9 impeller and rotor assembly	47	517102	TS-1.5	Intake screen for 1.5" MNPT	15 & 47
166060		FP pumps O-ring and screws	47	517103	TS-2.0	Intake screen for 2" MNPT	15 & 47
166360		Impeller PES700	43	517104	SF1.0	Swivel fitting, 1"	47
166361		Impeller PES800	47	517200	RJ21	Spray ring with 21 jets	11
166362		Impeller PES1000	47	517202	SPW10	Spillway, 10"	10
166468		36" DFB column	46	517203	SPW18	Spillway, 18"	10
166469		36" DFB wedge	46	517300	APA-05-HAR	Aeration unit, 1/2 hp	13
166471		44" DFB support tube	46	517301	APA-10-HAR	Aeration unit, 1 hp	13
166472		44" DFB plate	46	517310	FPA-05-K01	Fountain conversion kit for aeration unit APA-05-HAR	13
166772		Replacement screen kit, F10-F70	47	517311	FPA-10-K01	Fountain conversion kit for aeration unit APA-10-HAR	13
166773		Replacement housing, F10-F20	47	517319	FNA01	Sonata fountain nozzle	13
166774		Replacement housing, F30-F70	47	517320	FNA02	Cantata fountain nozzle	13
166775		Replacement volute kit, F10	47	517321	FNA03	Concerto fountain nozzle	13
166776		Replacement volute kit, F20	47	517322	FNA04	Staccato fountain nozzle	13
166777		Replacement volute kit, F30-F50	47	517323	FNA05	Crescendo fountain nozzle	13
166780		Replacement volute kit, F70	47	517326		Replacement fountain/aerator Harmony nozzle assembly	46
166781		Replacement rotor kit, F10	47	517327		Replacement centrifugal pump nozzle adaptor assembly	46
166782		Replacement rotor kit, F20	47	517328		Replacement motor mount assembly	46
166783		Replacement rotor kit, F30	47	517329		Replacement 100' cord set w/ motor lead and support tube	46
166784		Replacement rotor kit, F40	47	517330		Replacement power drive assembly 1/2 hp, 115 V, 2 wire with 100' cord set	46
166785		Replacement rotor kit, F50	47	517331		Replacement float 36"	46
166786		Replacement rotor kit, F70	47	517400	LCE-10W	Complete EggLite kit, 10 Watt w/transformer, 10' cord	34
166787		Replacement screen, F10-F70	47	517401	LDLS-4	Lens set, dichroic glass, 4 colors	47
170170		WGP 1" elbow	47	517402	LXE-10W	Extra EggLites, 10 Watts, 10' cord, without transformer	34
170194		WGP 1-1/2" elbow	47	517403	LEC-5M	EggLite extension cord, 16'	47
170208		WGP plate	47	517404	LCE-20W	Complete EggLite kit, 20 Watt w/transformer, 10' cord	34
170209		WGP plug	47	517405	LFL-CLR	Front lens, EggLite	47
170277		Mesh bag for biomedica	46	517406	LXE-20W	Extra EggLites, 20 Watts, 10' cord, with transformer	34
170299		Skimmer net for SK5	46	517407	LMB-SS	Magnetic base with hardware, EggLite	47
170300		Skimmer net for SK10	46	517408	PC50-15	Power control center, 15' cord	35
170301		Matala pad WF5	46	517409	LMS-2PC	EggLite mounting stand	47
170302		Matala pad WF10	46	517410	LRB-10W-30	Replacement bulb, 12 V, 10 Watt, 30 degrees	47
170303		Grate for SK5	46	517411	LRB-20W-30	Replacement bulb, 12 V, 20 Watt, 30 degrees	47
170304		Grate for SK10	46	517412	LTR-60W	Transformer, 60 Watt EggLite	47
170311		Lid for SK5	46	517413	L1C-20	Light bronze & SS lighting, 115 V with 20' cord	34
170312		Lid for SK10	46	517414	L1C-50	Light bronze & SS lighting, 115 V with 50' cord	34
170313		Black lid for WF10	46	517415	L1C-100	Light bronze & SS lighting, 115 V with 100' cord	34
170315		Black lid for WF10	46	517416	PC50	Power control center, new box	35
170337		Matala pad, additional filtration for SK10	16 & 46	517417	L-1001	Tungsten halogen 250 Watt bulb, 115 V	47
170338		Matala pad, additional filtration for SK5	16 & 46	517419	L-1002A	L-1 lens, amber	47
170461		Lid for SK2.5	46	517421	L-1002B	L-1 lens, blue	47
170463		Grate for SK2.5	46	517422	L-1002C	L-1 lens, clear	47
170465		Skimmer net for SK2.5	46	517423	L-1002G	L-1 lens, green	47
170473		Matala pad, additional filtration for SK2.5	16 & 46	517424	UVC9	UV clarifier, 9 Watt	19
170755		Colored lens set for fixture for LVL	47	517425	UVC18	UV clarifier, 18 Watt	19
170756		Light fixture glass lens for LVL and LED	47	517426	UVC36	UV clarifier, 36 Watt	19
501004	#1	Direct drive oil-filled pump - 115 V, 60 Hz, 6', 205 gph	28				
502375	2E-38N-WG	Direct drive oil-filled pump - 115 V, 60 Hz, 15' UL/CSA, 300 gph	28				
503375	3E-12N	Direct drive oil-filled pump - 115 V, 60 Hz, 6' black, 500 gph	28				

Index

Index Of Items Numerically By Item Number

Item	Model	Description	Page	Item	Model	Description	Page
517427	UVC9RB	UV clarifier, 9 Watt replacement lamp	15 & 46	566132	FP1	Flex pump - 1000 gph	22
517428	UVC18RB	UV clarifier, 18 Watt replacement lamp	15 & 46	566133	FP2	Flex pump - 2000 gph	22
517429	UVC36RB	UV clarifier, 36 Watt replacement lamp	15 & 46	566134	FP3	Flex pump - 3000 gph	22
517430	PC-F	PC50 replacement fuse, T15A, 250 V, 20 m	47	566135	FP6	Flex pump - 6000 gph	22
517431	PC-FC	PC50 replacement fuse cap with socket	47	566137	FP9	Flex pump - 9000 gph	22
517432	L-1003	L-1 rock guard, bronze	47	566181	PRS-BDK-2	Bottom drain kit for pond skimmers	16
517500	SPB1	Positioning bracket for S580, S900, S1200	26 & 47	566182	T-11/2-25-BFPVC	Black flexible PVC, 1-1/2"	37 & 38
517501	L-1002R	L-1 lens, red	47	566184	T-2-25-BFPVC	Black flexible PVC, 2"	37 & 38
517502	LEK3-10W	EggLite kit, 3-pack, 10' extension cord	34	566186	T-3-50-BFPVC	Black flexible PVC, 3"	38
517503	TS-3.0	Intake screen for 3" MNPT	15 & 47	566224	LED-B	11-way multi-colored LED MR-16 bulb	33
517504	SF1.5	Swivel fitting, 1-1/2"	47	566225	LED-L	LED with fixture	33
517505	CFS-100	Filter screen, small plastic	15 & 46	566227	C-1	Tubing clamp - case qty only	35
517506	CFS-155T	Filter screen, plastic, for large SST, CFS955	15 & 46	566228	FC-1/4	Flow control assembly, FNPT x barb - case qty only	39
521204	1-MA	Direct drive oil-filled pump - 115 V, 60 Hz, 6', 170 gph	28	566229	NKT34	Non-kink 3/4" tubing, 25'	38
523375	P-AA	Magnetic drive pump - 115 V, 60 Hz, 6', 120 gph	28	566231	NKT100	Non-kink 1" tubing, 25'	38
566006	WT-ML-PL-Q	Microbe lift/PL liquid water clarifier, quart	44	566232	NKT110	Non-kink 1-1/4" tubing, 25'	38
566007	WT-ML-PL-P	Microbe lift/PL liquid water clarifier, pint	44	566233	NKT112	Non-kink 1-1/2" tubing, 25'	38
566008	WT-ML-PR-Q	Phosphate remover, quart	44	566236	LVLK-LED	Multi-color LED kit	33
566009	RS-5	Low water pump shut-off, 115 V, 10 amps	43	566239	WFW	Waterfall weir, 6000 gph	10 & 37
566012	WT-ML-PL-G	Microbe lift/PL liquid water clarifier, 1 gal	44	566240	FHT-1280-PW	Waterbell fountain nozzle	11
566014	FF-SS	Fish food, summer	45	566244	AD-3M-3S	3" male adapter MNPT x slip	39
566016	FF-GE	Fish food, growth and energy	45	566249	AD-BH-3	3" bulkhead fitting	39
566020	OPWG-29	External use pump - 1740 gph @ 5', 92 Watts, 8' cord	29	566250	BV-112S	Ball valve 1-1/2" slip, PVC	39
566021	OPWG-46	External use pump - 2700 gph @ 5', 132 Watts, 8' cord	29	566251	BV-2S	Ball valve 2" slip, PVC	39
566023	OPWG-71	External use pump - 4260 gph @ 5', 257 Watts, no cord	29	566252	BV-112SU	Union ball valve, 1-1/2" ips, PVC	39
566024	OPWG-97	External use pump - 5820 gph @ 5', 335 Watts, no cord	29	566254	AD-112US	Union 1-1/2" slip, PVC	39
566026	WT-BS-P	7.5 pH buffer/stabilizer, pint	44	566255	AD-2US	Union 2" slip, PVC	39
566027	WT-DL-P	Dechlorinator Plus, pint	44	566257	AD-BH-2	2" Bulkhead fitting	39
566028	WT-AR-P	Ammonia remover, pint	44	566258	AD-2M-2S	2" Male adapter MNPT x slip	39
566029	WT-FP-P	Flocculant Plus water clarifier, pint	44	566266	FHK1PW	Fountain kit	11
566030	WT-BSP	Barley straw pellets, 2.2 lbs	44	566267	FHT-1090-PW	Fountain nozzle kit, 3-tier with telescope	11
566036	WT-NO-P	NiteOut II nitrification bacteria, pint	44	566268	FC-RE	Element - case qty only	46
566037	WT-BMC-2	Biological mosquito control, 2 oz	44	566286	AFV-GH	Auto fill valve kit, 1/2" MNPT	16 & 37
566038	WT-SSC-1	Spring and summer cleaner enzymes, (8) 2 oz packets	44	566287	T-3/8-20-BK	Tubing, 3/8" x 20'	38
566039	WT-AWP-Q	Autumn/winter prep, 32 oz and (2) 2 oz packets	44	566288	T-1/2-20-BK	Tubing, 1/2" x 20'	38
566040	WT-SA-Q	Sludge away, quart	44	566289	C-2-PW	Restrictor clamp - case qty only	39
566042	WT-TTC-4	All-natural fountain cleaner, 4 oz	11 & 44	566349	UP-BM-10	Aquatic planting media, 10 lbs	45
566043	WT-TS-50	5-in-1 test strips, 50 count	44	566357		Liner, 5' x 100' EPDM roll	41
566045	N-710-PW	Netting, 7' x 10'	43	566358		Liner, 10' x 100' EPDM roll	41
566046	N-1414-PW	Netting, 14' x 14'	43	566359		Liner, 15' x 100' EPDM roll	41
566047	N-2828-PW	Netting, 28' x 28'	43	566360		Liner, 20' x 100' EPDM roll	41
566048	TF-PW	Floating thermometer	43	566361		Liner, 25' x 100' EPDM roll	41
566049	P-418-PW	Pond de-icer, 1200 Watts	43	566362		Liner, 30' x 100' EPDM roll	41
566050	NS	Skimmer net	45	566363		Liner, 35' x 100' EPDM roll	41
566067	WGFP-33	Pump - 2500 gph @ 5', 455 Watts, 15' cord, 1" solids	27	566364		Liner, 40' x 100' EPDM roll	41
566068	WGFP-50	Pump - 4280 gph @ 5', 590 Watts, 15' cord, 1-3/16" solids	27	566365		Liner, 50' x 100' EPDM roll	41
566069	WGFP-75	Pump - 4900 gph @ 5', 847 Watts, 15' cord, 1-3/8" solids	27	566366		Liner, 20' x 50' EPDM mini roll	41
566070	WGFP-100	Pump - 6400 gph @ 5', 1210 Watts, 15' cord, 1-3/8" solids	27	566367		Liner, 25' x 50' EPDM mini roll	41
566071	WGFP-150	Pump - 9750 gph @ 5', 1210 Watts, 19' cord, 3/4" solids	27	566368		Liner, 30' x 50' EPDM mini roll	41
566072	WGFP-200	Pump - 16000 gph @ 5', 2085 Watts, 19' cord, 3/4" solids	27	566369		6" x 25" cover seam tape	41
566073	WT-ALG-G	Microbe-lift Algaway 5.4, gallon	44	566370		6" x 100" cover seam tape	41
566074	WT-ALG-Q	Microbe-lift Algaway 5.4, quart	44	566371		LVOC QuickPrime Plus, quart	41
566075	WT-ALG-P	Microbe-lift Algaway 5.4, pint	44	566372		LVOC QuickPrime Plus, gallon	41
566106	LB-OPWG	Leaf trap for external pumps	29	566373		Quickseam scrubber kit	41
566107	PF-AD-PW	Dual filter kit	15	566374		EPDM repair kit	41
566108	FB-PW	Pump filter box	15	566375		Silicone roller	41
566109	PF-RP-PW	PF-AD replacement filter pad	15 & 46	566376		Pipe boot	41
566111	FK-SBF-RP-PW	FB replacement filter pad	15 & 46	566377		5' x 300' 6oz. liner underlayment	41
566112	BM-30-PW	Biomedica, 30 ct	18 & 46	566407	WGP-95-PW	Premium direct drive pump - 4280 gph, 700 Watts, 16' cord	26
566113	SBF-1-RP-PW	Replacement filter pads	15 & 46	566409	WGP-65-PW	Premium direct drive pump - 1900 gph, 230 Watts, 16' cord	26
566115	FC-RP	Filter pads	46	566410	SF	Simply falls pump vault	9 & 37
566119	PF-800	Pressurized filter with backwash, 800 gallons	18	566417	WGP-80-PW	Premium direct drive pump - 3500 gph, 640 Watts, 16' cord	26
566120	PF-1200	Pressurized filter with backwash, 1200 gallons	18				
566126	PF-2400	Pressurized filter with backwash, 2400 gallons	18				

Index

Index Of Items Numerically By Item Number

Item	Model	Description	Page	Item	Model	Description	Page
566420	LSE2-W	Solar LED EggLite with white LED, 2-pack	33	566881	PBF-2000	Pressurized biological filter with bacteria	18
566430	LSPR	LED EggLite solar panel	33	566882	PBF-4000	Pressurized biological filter with bacteria	18
566431		Replacement stake for solar panel LSP	47	566883	PBF-6000	Pressurized biological filter with bacteria	18
566435	LVT-08	LED EggLite plug-in transformer	33	567574	AFN	Fish net	45
566432		Replacement battery for solar panel LSP	47	571010	WF5	Waterfall filter for ponds up to 5,000 gallons (F1000)	17 & 37
566439	LXE2-R	Extra LED EggLite with red LED, 2-pack	33	571011	WF10	Waterfall filter for ponds up to 10,000 gallons (F5000)	17
566440	LXE2-W	Extra LED EggLite with white LED, 2-pack	33	599057	WFF-20	Black waterfall foam, 20 oz - case qty only	17 & 37
566441	LXE2-G	Extra LED EggLite with green LED, 2-pack	33	599211	RFSN-16	Low water pump shut-off, 115/230 V, 15 amps	43
566442	LXE2-B	Extra LED EggLite with blue LED, 2-pack	33	599318	RFSN-20	Low water pump shut-off, 230 V, 20 amps	43
566443	LCE2-W	Plug-in LED EggLite with white LED, 2-pack	33	909038		Skimmer lid plug	46
566449	LC-10E	Extension cord, 10' male to female LED EggLite	33	924006		LED EggLite wire connection O-ring	47
566516	FF4	Fountain support feet, 4-pack	9	924135		Light fixture O-ring for LVL and LED	47
566517	DFB36	Disappearing fountain basin, 36" diameter	6	925023		3" Flexible pipe grommet	40
566518	FHT-1170-PW	Bubbler fountain nozzle	11	925031		1" Flexible pipe grommet - fountain connector	40
566523	FHV-2549-PW	1/2" diverter valve	11	925033		2" Flexible pipe grommet	40
566527	LVL-PW	Low voltage light kit	34	925034		4" Flexible pipe grommet	40
566528	LVL-HB-PW	Replacement halogen lamp	34	925035		3/4" Flexible pipe grommet - fountain connector	40
566529	FG-1-PW	Fogger with transformer	11	925054		1/2" Flexible pipe grommet - fountain connector	40
566533		Fogger disk replacement kit	46	940019	CV-SE1	Check valve, 1-1/2" ips (1-1/2" solids)	40
566535	AP1	Air pump	43	940022	CV-SE2	Check valve, 2" ips (2" solids)	40
566536		AP1 air pump repair kit	47	940023	CV-SE3	Check valve, 3" ips (3" solids)	40
566545		10' x 15' Liner	41	950886		60 Watt LVL transformer	47
566546		15' x 15' Liner	41	990108		PTFE	46
566547		15' x 20' Liner	41	14940171	SK5	Skimmer for ponds up to 5,000 gallons (S1000)	16 & 37
566548		10' x 15' 6oz. liner underlayment	41	14940172	SK10	Skimmer for ponds up to 10,000 gallons (S5000)	16 & 37
566549		15' x 15' 6oz. liner underlayment	41	14940208		RTV silicone sealant	46
566550		15' x 20' 6oz. underlayment	41	14940321	BFM	Manual backflush kit	17 & 37
566553	UPB-R9-PW	Round 9" basket - case qty only	45	14940343	F-SBRK	Skimmer brush kit	46
566556	UPB-1212-PW	Square 12" basket - case qty only	45	14940501		Replacement 9 Watt UV lamp	46
566558	DFB44	Disappearing basin, 44" square	9	14940502		Replacement 18 Watt UV lamp	46
566559	DFB36PP	Pallet program 36" disappearing basin - case qty only	9	14940503		Replacement 36 Watt UV lamp	46
566560	DFB44PP	Pallet program 44" disappearing basin - case qty only	9	14940581		Skimmer lid plug	46
566590	PF30	Papyrus fountain, caviar black	8	14942702		Automatic pool cover pump	50
566591	PF31	Papyrus fountain, antique rust papyrus	8	860-10		Filter pad for spillway, 10"	46
566592	PF32	Papyrus fountain, weathered graystone	8	860-18		Filter pad for spillway, 18"	46
566593	LBF30	Lotus bowl fountain, old bronze	8	92311-18		Quartz sleeve with 2 O-rings, UVC18	46
566594	LBF31	Lotus bowl fountain, weathered graystone	8	92311-36		Quartz sleeve with 2 O-rings, UVC36	46
566595	LBF32	Lotus bowl fountain, antique rust	8	92311-9		Quartz sleeve with 2 O-rings, UVC9	46
566596	FPB	Fittings, pipe, shims, grommet	7				
566597	PFK	Papyrus fountain kit	7				
566598	LBFK	Lotus bowl fountain kit	7				
566599	DFB30	Disappearing fountain basin, 30" diameter	9				
566604	PE-1H-PW	Direct drive pump - 170 gph, 36 Watts, 6' cord	24				
566608	PE-1F-PW	Direct drive pump - 170 gph, 36 Watts, 15' cord	24				
566609	PE-2H-PW	Direct drive pump - 300 gph, 47 Watts, 6' cord	24				
566611	PE-2F-PW	Direct drive pump - 300 gph, 47 Watts, 15' cord	24				
566612	PE-2.5F-PW	Direct drive pump - 475 gph, 80 Watts, 15' cord	24				
566713	PES-40-PW	Magnetic drive pump - 47 gph, 5 Watts, 6' cord	23				
566714	PES-80-PW	Magnetic drive pump - 77 gph, 8 Watts, 6' cord	23				
566716	PES-130-PW	Magnetic drive pump - 130 gph, 11 Watts, 6' cord	23				
566717	PES-290-PW	Magnetic drive pump - 300 gph, 23 Watts, 6' cord	23				
566718	PES-380-PW	Magnetic drive pump - 380 gph, 36 Watts, 15' cord	23				
566720	PES-700-PW	Magnetic drive pump - 725 gph, 46 Watts, 15' cord	23				
566721	PES-800-PW	Magnetic drive pump - 875 gph, 100 Watts, 15' cord	23				
566722	PES-1000-PW	Magnetic drive pump - 1150 gph, 160 Watts, 15' cord	23				
566724	F10-1200	F-series wet rotor pump - 1200 gph	21				
566725	F20-2700	F-series wet rotor pump - 2700 gph	21 & 37				
566726	F30-4000	F-series wet rotor pump - 4000 gph	21 & 37				
566727	F40-5500	F-series wet rotor pump - 5500 gph	21				
566728	F50-5000	F-series wet rotor pump - 5000 gph	21 & 37				
566729	F70-7300	F-series wet rotor pump - 7300 gph	21				
566812		PF filter repair kit	46				
566813		SK2.5 repair kit	46				
566814		LVL no bulb light repair kit	47				
566815		SK5 repair kit	46				
566816		SK10 repair kit	46				



LittleGIANT[®]
Decorative Water

LittleGIANT®

HOTLINE 888.956.0000 | lg-outdoor.com
PO Box 12010, Oklahoma City, OK 73157-2010

