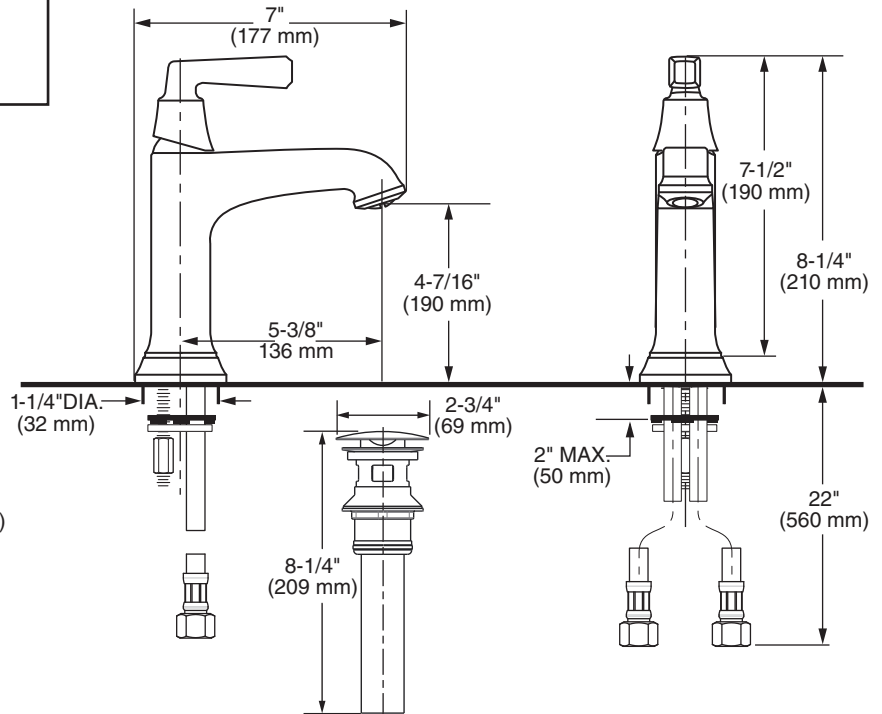
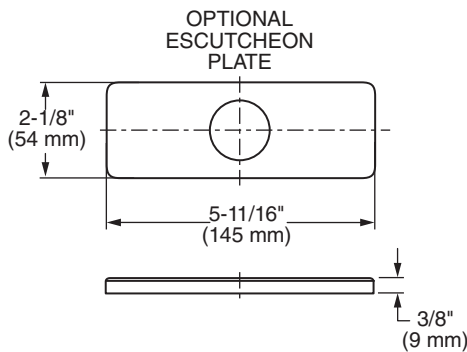


MODEL NUMBER:

- ❑ **7455107 Town Square S Monoblock**
Metal lever handle. Metal push pop-up drain.
- ❑ **7455114 Town Square S Monoblock**
Red/Blue temp indicator. LESS drain.
- ❑ **7455117 Town Square S Monoblock**
Red/Blue temp indicator. Metal push pop-up drain.



GENERAL DESCRIPTION:

- Cast brass spout
- Washerless 28 mm ceramic disc valve cartridge with integral hot limit safety stop.
- Integrated 24" braided supply hoses with 3/8" compression connections
- Brass push pop-up drain
- 1.2 gpm/4.5 L/min maximum flow rate

PRODUCT FEATURES:

Brass Construction: Durable. Easy to clean. Ideal for prolonged contact with water.

Ceramic Disc Valve Cartridge: Assures a lifetime of smooth handle operation and drip-free performance.

Adjustable Hot Limit Safety Stop: Limits the amount of hot water allowed to mix with cold. Reduces the risk of accidental scalding.



ADA COMPLIANT EPA WATERSENSE® CERTIFIED

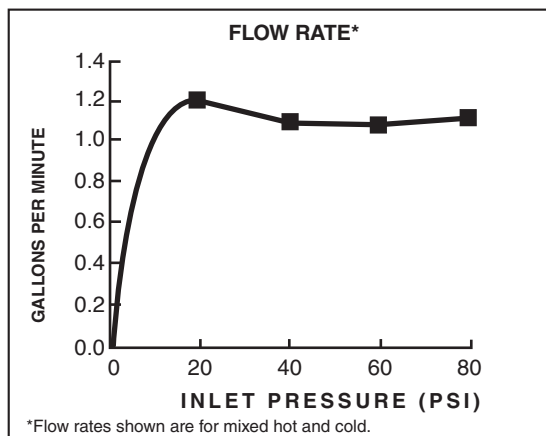
SUGGESTED SPECIFICATION


Single control lavatory faucet shall feature a brass body and metal lever handle. Fitting shall be equipped with flexible supplies with 3/8" compression connectors. Shall also feature washerless ceramic disc valve cartridge with an integral hot limit safety stop. Shall also feature a metal drain body. Fitting shall be American Standard Model # 74551xx._____.

CODES AND STANDARDS

These products meet or exceed the following codes and standards:

- ANSI A117.1**
- ASME A112.18.1**
- CSA B125.1**
- NSF 61/Section 9**
- NSF 372**



Product Number	Description	Finish Options			
		Polished Chrome	PVD Brushed Nickel	Polished Nickel	Legacy Bronze
		002	295	013	278
7455107	Town Square S Single Control Monoblock. 				
7455114	Monoblock with Red/Blue markings.		/	/	/
7455117	Monoblock with Red/Blue markings LESS drain.		/	/	/

 Meets the American Disabilities Act Guidelines and **ANSI A117.1** Requirements for the physically challenged.