



Buy it for looks. Buy it for life.®

# Specifications

## DESCRIPTION

- Versatile, hands-free convenience in the kitchen
- Optimized cleaning force with PowerClean™
- Allows users to control the faucet in 2 unique ways: Wave Sensor and familiar handle
- Powered by 6 AA batteries or optional AC adapter with power splitter
- High arc spout provides height and reach to fill or clean large pots while pull down wand provides the maneuverability for cleaning or rinsing
- Reflex™ pulldown system offers smooth operation, easy movement and secure docking
- Metal construction with various finishes identified by suffix
- Pulldown spray with 68" braided hose
- Flexible supply lines with 3/8" compression fittings
- Quick connect installation - Duralock™
- Spout uses push-fit hose connections
- Faucet designed for handle to be mounted on right side

## OPERATION

- Lever style handle
- Temperature controlled by 100° arc of handle travel
- Operates with less than 5 lbs. of force
- Operates in stream or spray mode in the pulldown or retracted position
- Spout rotates 100 degrees
- When filling a vessel outside the sink, the pause feature conveniently stops the flow of water as the wand passes over the counter top

## FLOW

- Flow is limited to 1.5 gpm (5.7 L/min) at 60 psi
- Operates in eco-performance mode by default in aerated and spray stream

## CARTRIDGE

- 1255™ Duralast™ cartridge for Single-Handle Faucets
- Engineered polymers, non-ferrous and stainless steel materials

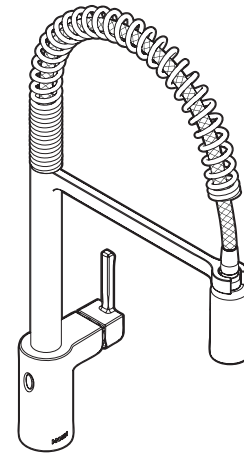
## STANDARDS

- Third party certified to ASME A112.18.1/CSA B125.1 and all applicable requirements referenced therein including NSF 61/9 & 372
- Meets Georgia SB370 requirements
- Complies with California Proposition 65 and with the Federal Safe Drinking Water Act
- The backflow protection system in the device consists of two independently operating check valves, a primary and a secondary which prevent backflow
- ADA ♿ for lever handle

## WARRANTY

- Lifetime limited warranty against leaks, drips and finish defects to the original homeowner
- 10 year limited warranty when used in a multifamily installation
- 5 year limited warranty when used in a commercial installation

Visit [www.moen.com/support](http://www.moen.com/support) for complete details and limitations



**Align™**  
**Single Handle Pre-Rinse Spring**  
**Pulldown Kitchen Faucet**

**Models:** 5923EW series

**NOTE:** this faucet is designed to be installed through 1 hole, 1-1/2" (38mm) min. dia. (optional 3-hole escutcheon 141002 available)

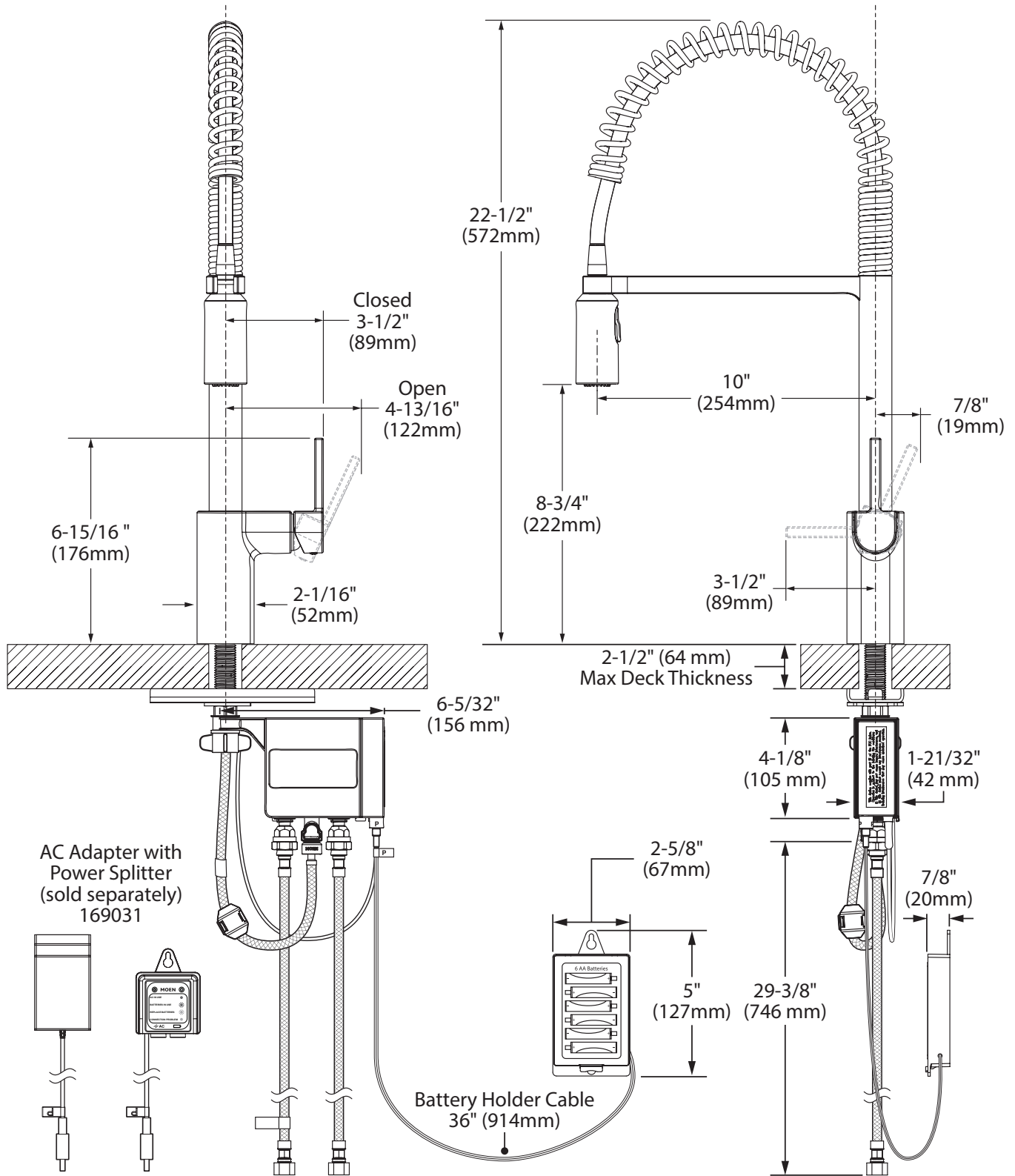


See page 2 for dimensions

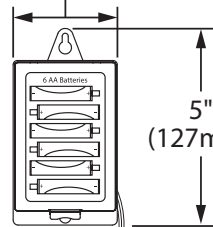
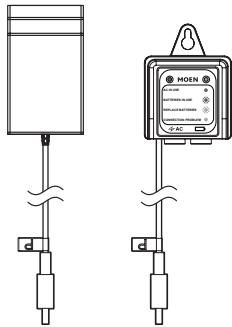


Buy it for looks. Buy it for life.®

# Specifications



AC Adapter with Power Splitter (sold separately) 169031



## CRITICAL DIMENSIONS

(DO NOT SCALE)