



Nothing but **HEAVY DUTY.**



2021 ACCESSORIES CATALOG

METAL CUTTING CIRCULAR SAW BLADES

Diameter	No. of Teeth	Application	Hook Angle	Kerf Thickness	Arbor	Part No.
14"	72	Metal and Stainless	0°	0.087"	1"	48-40-4505
14"	90	Thin Metal	10°	0.087"	1"	48-40-4510
5-3/8"	50	Aluminum	-5°	0.063"	20 mm	48-40-4075
5-7/8"	50	Aluminum	-5°	0.071"	20 mm	48-40-4315
6-1/2"	54	Aluminum	-5°	0.071"	5/8"	48-40-4320
7"	54	Aluminum	-5°	0.079"	20 mm	48-40-4330

Diameter	No. of Teeth	Application	Hook Angle	Kerf Thickness	Arbor	Part No.
7-1/4"	56	Aluminum	-6°	0.079"	5/8"	48-40-4335
8"	58	Aluminum	-6°	0.094"	5/8"	48-40-4345
9"	72	Aluminum	-6°	0.094"	1"	48-40-4355
10"	72	Aluminum	-6°	0.110"	5/8"	48-40-4360
12"	80	Aluminum	-6°	0.118"	1"	48-40-4365
14"	80	Aluminum	-6°	0.126"	1"	48-40-4370

FIBER CEMENT CUTTING CIRCULAR SAW BLADES


OVERVIEW

MILWAUKEE® Fiber Cement Circular Saw Blades provide up to 75X longer life, increased accuracy and cooler cuts in fiber cement applications. The blades are designed utilizing Polycrystalline Diamond Teeth to extend cutting life in fiber cement material. The blades feature Laser Cut Vibration Slots to reduce wobble and warping. With an Anti-Friction Coating, the blades resist corrosion and gumming. MILWAUKEE's Circular Saw Blades are optimized for cordless and corded performance.

FEATURES

- Polycrystalline Diamond Teeth: Extend cutting life in fiber cement up to 75X longer
- Anti-Friction Coating: Provides cooler cuts
- Laser Cut Vibration Slots: Increase blade accuracy and prevent wobble and warping

FIBER CEMENT CUTTING CIRCULAR SAW BLADES

Diameter	No. of Teeth	Application	Hook Angle	Kerf Thickness (mm)	Arbor Size	Part No.
7-1/4"	4T	Fiber Cement	10°	0.071	5/8", 	48-40-7000
10"	6T	Fiber Cement	10°	0.079	5/8"	48-40-7010
12"	8T	Fiber Cement	10°	0.087	1"	48-40-7020

CIRCULAR SAW ACCESSORIES

CIRCULAR SAW ACCESSORIES

Description	Part No.
Dust Collection Kit	49-22-8105
Extension Kit	49-22-8108
Hold Down Bar Kit	49-22-8100
Mid-Way Fence Kit	49-22-8110

Description	Part No.
Quick Stop Gauging Kit	49-22-8102
Riser Support	48-08-0360
Tool Stand	48-08-0350

Description	Part No.
Wedge Clamps	48-08-0380
Wheel Kit	49-22-8106
Work Center	48-08-0450



OSCILLATING MULTI-TOOL BLADES & ACCESSORIES

OVERVIEW

MILWAUKEE® Oscillating Multi-Tool Accessories provide a complete solution for cutting, scraping, sanding and grinding across a wide range of materials and applications. Equipped with an OPEN-LOK™ Universal blade anchor for quick blade changes. Made with high quality materials and advanced manufacturing processes to deliver professional grade performance and market leading innovation.

TITANIUM ENHANCED™ CARBIDE TEETH BLADES

FEATURES

- TITANIUM ENHANCED™ Carbide Teeth: Up to 50X Longer Life
- Extreme Metal Blade: Cuts through screws, bolts, hard metal, cement board, plaster and more
- Extreme Materials Blade: Fast cuts through wood with screws, nails, cement board, plaster, copper and more
- Universal Fit, OPEN-LOK™ Anchor: Raised for easy flush cuts and quick blade changes



TITANIUM ENHANCED™ CARBIDE TEETH BLADES

Description	Materials	1 Pack	2 Pack	3 Pack	5 Pack
1-3/8" TITANIUM ENHANCED™ Carbide Teeth Extreme Metal Blade		49-25-1501	49-25-1502	49-25-1503	49-25-1505
1-3/8" TITANIUM ENHANCED™ Carbide Teeth Extreme Materials Blade		49-25-1521	49-25-1522	49-25-1523	49-25-1525





TITANIUM ENHANCED™ BI-METAL BLADES

FEATURES

- TITANIUM ENHANCED™ Bi-Metal: Up to 15X Longer Life
- Cut-away Blade Body Shape: Easier plunge cuts
- Universal Fit, OPEN-LOK™ Anchor: Raised for easy flush cuts and quick blade changes



TITANIUM ENHANCED™ BI-METAL BLADES

Description	Material	1 Pack	3 Pack	10 Pack
3/8" TITANIUM ENHANCED™ Bi-Metal Multi-Material Blade		49-25-1201	–	–
1-1/4" TITANIUM ENHANCED™ Bi-Metal Multi-Material Deep Plunge Blade		49-25-1203	–	–
1-3/8" TITANIUM ENHANCED™ Bi-Metal Multi-Material Blade		49-25-1231	49-25-1233	49-25-1239
2-1/2" TITANIUM ENHANCED™ Bi-Metal Multi-Material Blade		49-25-1241	49-25-1243	49-25-1249