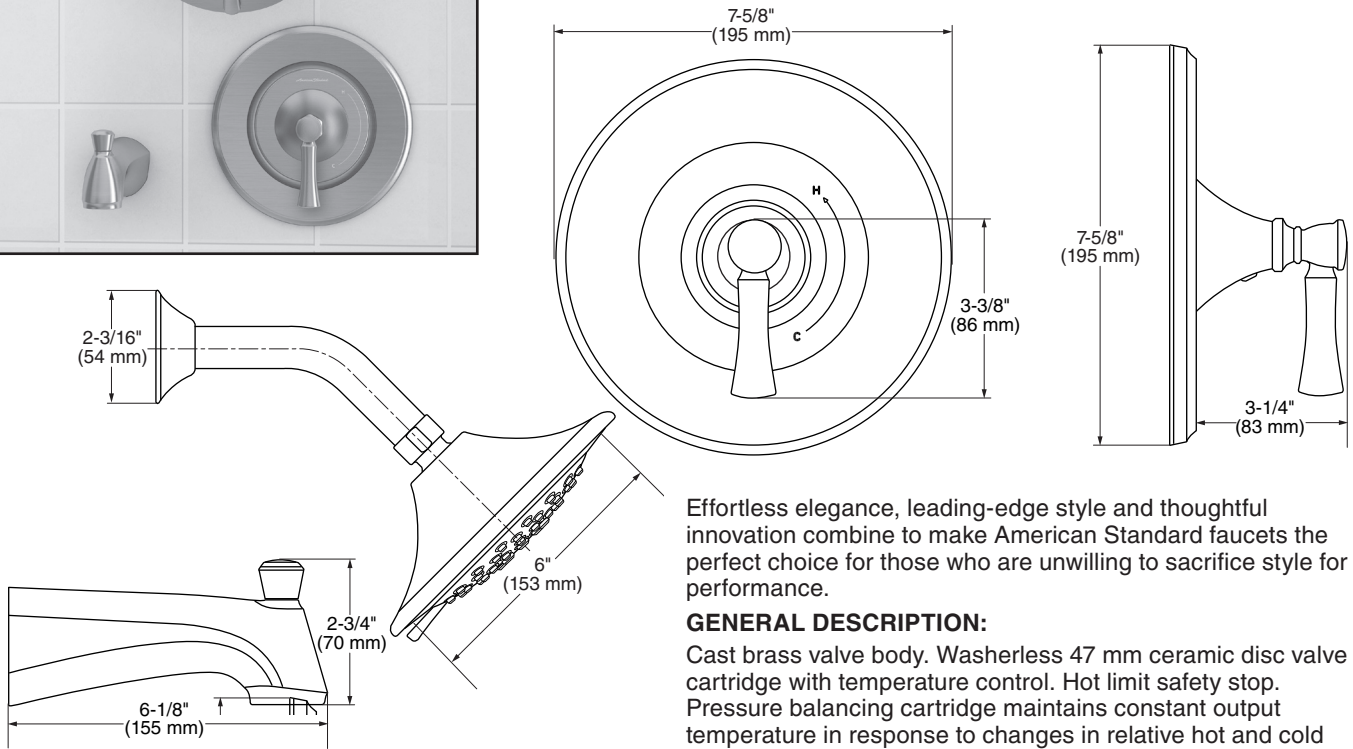




MODEL NUMBER:

- 7022502.002 Chrome finish.
- 7022502.295 Brushed Nickel finish.



Effortless elegance, leading-edge style and thoughtful innovation combine to make American Standard faucets the perfect choice for those who are unwilling to sacrifice style for performance.

GENERAL DESCRIPTION:

Cast brass valve body. Washerless 47 mm ceramic disc valve cartridge with temperature control. Hot limit safety stop. Pressure balancing cartridge maintains constant output temperature in response to changes in relative hot and cold supply pressures. 1/2" female I.P.S. inlets/outlets. Easy clean showerhead has 1.8 gpm/ 6.8 L/min flow restrictor. Metal lever handle. Rough-in plaster guard designed for use as thin-wall mounting adaptor. I.P.S. diverter tub spout.

PRODUCT FEATURES:

- Solid cast brass valve body:
 - Durable, ideal material for prolonged contact with water.
- Ceramic Disc Valve Cartridge:
 - Assures a lifetime of smooth handle operation and drip-free performance.
- Pressure Balancing Valve:
 - Maintains output temperature in response to changes in relative hot and cold supply pressure.
 - Diaphragm system engineered to eliminate cross flow and spool "thumping".
 - Avoids failure due to mineral deposits - ideal for use with hard water.
- Adjustable Hot Limit Safety Stop:
 - Limits the amount of hot water allowed to mix with cold.
 - Reduces the risk of accidental scalding.
- Integral Plaster Guard and Mounting Plate:
 - Plaster guard designed to protect valve during installation and to serve as a mounting plate for thin wall installations.



**More Function.
Better Shower Experience.**
MULTI-FUNCTION

Reliable For Life



Thermal Shock Protection

VALVE MAINTAINS SHOWER'S WATER TEMPERATURE IF SUDDEN CHANGES IN WATER PRESSURE OCCUR

Reliable For Life



WaterSense® Certified

SAVES 30% MORE WATER THAN THE STANDARD FLOW OF 2.5 GALLONS PER MINUTE

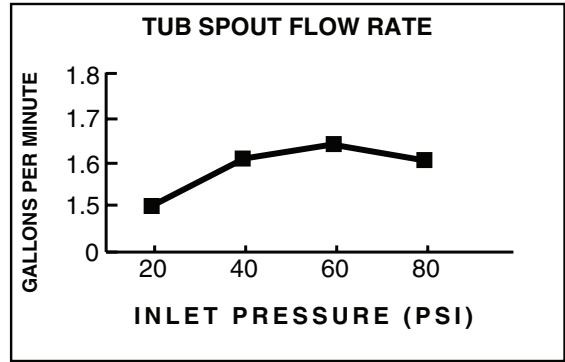
SUGGESTED SPECIFICATION:

Bath/shower fitting shall feature 3-function showerhead with 1.8 gpm (6.8 L/min) Max flow rate. Fitting shall be American Standard Model # 7022502.002. Model # 7022502.295.


CODES AND STANDARDS

These products meet or exceed the following codes and standards:

- ANSI A117.1**
- ASME A112.18.1**
- CSA B125.1**
- ASSE 1016**
- ASME A112.1016**
- CSA B125.16**



Product Number	Description
7022502.002	1-Handle Tub/Shower. Metal lever handle. Ceramic Disc Valve. 3-Function showerhead. Chrome finish.
7022502.295	1-Handle Tub/Shower. Metal lever handle. Ceramic Disc Valve. 3-Function showerhead. Brushed Nickel finish.

 Meets the American Disabilities Act Guidelines
ANSI A117.1 Requirements for the physically challenged.

NOTE: TO AVOID SHOWER RISE OR OTHER RELATED ISSUES, DO NOT USE PEX CONNECTIONS ON ANY OF THE OUTLETS.