

Bubbler Heads

Adjustable Full-Circle Bubbler

1300A-F

Designed for tree, shrub and flower areas.

Operating Range


- Flow: 1.0 to 2.3 gpm (0.23 to 0.52 m³/h; 0.06 to 0.14 l/s)
- Spacing: 1 to 3 feet (0.3 to 0.9 m)
- Pressure: 10 to 60 psi (0.7 to 4.0 bar)

Dimensions

- ½ inch (15/21) female threaded inlet
- Height: 1 inch (2.5 cm)
- Top diameter: 1 inch (2.5 cm)



1300A-F

1300A-F		
Nozzle	Pressure psi	Flow gpm
F 	10	1.0
	20	1.4
	30	1.7
	40	1.9
	50	2.1
	60	2.3

Pressure Compensating Full-Circle Bubblers

1400 Series

Designed for irrigating tree, shrub and flower areas where pressure compensation is required.

Operating Range

- Flow: 0.25 to 2.0 gpm (0.06 to 0.46 m³/h; 0.02 to 0.13 l/s)
- Spacing: 1 to 3 feet (0.3 to 0.9 m)
- Pressure: 20 to 90 psi (1.5 to 6.0 bar)

Dimensions


- Same as 1300A-F

Models and Specifications

- 1401: 0.25 gpm (0.06 m³/h; 0.02 l/s); full circle, trickle pattern
- 1402: 0.5 gpm (0.11 m³/h; 0.03 l/s); full circle, trickle pattern
- 1404: 1.0 gpm (0.23 m³/h; 0.06 l/s); full circle, umbrella pattern
- 1408: 2.0 gpm (0.46 m³/h; 0.12 l/s); full circle, umbrella pattern



1400 Series

1300A-F		METRIC	
Nozzle	Pressure bar	Radius m ³ /h	Flow l/m
F 	0.7	0.23	3.6
	1.0	0.26	4.2
	1.5	0.30	4.8
	2.0	0.34	5.4
	2.5	0.39	6.0
	3.0	0.43	7.2
	3.5	0.48	7.8
	4.0	0.52	8.4
	4.1	0.53	8.4

How To Specify

1404

Model
1300A-F
1401
1402
1404
1408

Specifications

1300A-F Adjustable Flood Bubbler

The bubbler body shall be constructed of durable UV-resistant plastic. It shall have a plastic inlet filter screen to protect the nozzle against clogging, and a stainless steel adjusting screw, capable of shutting off the bubbler and regulating the flow.

The bubbler shall have a ½ inch (15,21) female threaded inlet for connecting to the piping system riser.

The bubbler shall be as manufactured by Rain Bird Corporation, Glendora, California.

1401, 1402, 1404, 1408 Pressure Compensating Flood Bubbler

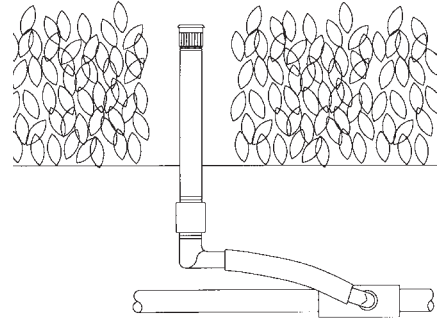
The bubbler shall have a “trickle” pattern (1401 & 1402 models) or an “umbrella” pattern (1404 & 1408 models) discharge.

The bubbler assembly shall have a plastic inlet filter screen to protect the nozzle against clogging.

The pressure compensating bubbler shall be of a permanently assembled design constructed of durable, UV-resistant plastic with an integral rubber flow washer for regulating the flow rate at an operating pressure range of 20 to 90 psi (1,5 to 6,0 bar).

The pressure compensating bubbler shall have a ½ inch (15,21) female threaded inlet for connection to the piping system riser.

The pressure compensating bubbler shall be as manufactured by Rain Bird Corporation, Glendora, California.



Rain Bird Corporation
6991 E. Southpoint Road
Tucson, AZ 85756
Phone: (520) 741-6100
Fax: (520) 741-6522

Rain Bird Technical Services
(800) RAINBIRD (1-800-724-6247)
(U.S. and Canada)

Rain Bird Corporation
970 West Sierra Madre Avenue
Azusa, CA 91702
Phone: (626) 812-3400
Fax: (626) 812-3411

Specification Hotline
800-458-3005 (U.S. and Canada)

Rain Bird International, Inc.
1000 West Sierra Madre Ave.
Azusa, CA 91702
Phone: (626) 963-9311
Fax: (626) 852-7343

The Intelligent Use of Water™
www.rainbird.com