




Electronic Showers

Battery Operated (861T1) - Push button electronic shower system

Model No: 861T136

COMPLIES WITH:

- ASME A112.18.1 / CSA B125.1
-  Indicates compliance to ICC/ANSI A117.1
- Control/Sensor Box Option 7, Pressure Balancing Valve, complies with ASSE 1016
- Control/Sensor Box Option 8, Thermostatic Mixing Valve, CSA certified to ASSE 1069, 1070 and CSA B.125.3
- Handshower back flow protection provided by two integral certified check valves in series, which operate independently, ASME A112.18.3
- Patented
- ** NOTE: This model is for use with automatic compensating valves rated at or less than the Shower MIN Flow Rate value shown for the showerhead selection. **
- (Contact Delta Representative for State and/or Local Approvals)



NOTES:

Supplied as COMPLETE PRODUCT ONLY

SPECIFICATION:

- Push button electronic shower system
- Hardwire – 24 VAC to 6 VDC or Battery – 4 "AA" 6 VDC
- Stainless steel cover with S/S vandal resistant mounting screws
- Metal mounting box
- Field adjustable shower time
- Slow closing solenoid valve
- Integral stop
- Tempered water supplied to solenoid valve (except control box options No. 3 and 6)
- Battery - 4 AA 6 VDC
- #3 Shower - Showerhead, Arm & Flange
- #3 Shower Flow Rate MAX: 1.5 GPM @ 80 PSI (5.7 L/min @ 552 kPa)
- #3 Shower Flow Rate MIN: 1.34 GPM @ 45 PSI (5.07 L/min @ 310 kPa)
- Note: # 7 Showerhead supplied with 1/2" sweat outlet # 0, 3, 5 showerhead supplied with 3/8 M.I.P. outlet shown
- Vandal Resistant Recessed Mounted 4 x 4" box for push button activator only- solenoid valve and driver board supplied loose- NO MIXING VALVE SUPPLIED.

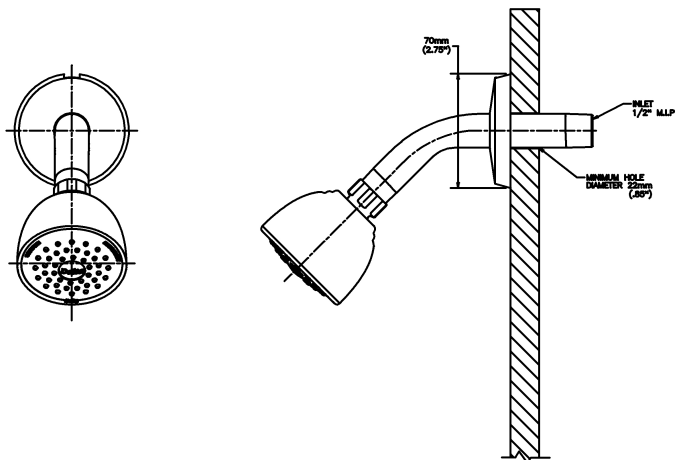
OPERATION:

- Shower flows when push button is activated.
- Adjustable maximum continuous run time
- 10 minutes.
- Factory set to 3 minutes.

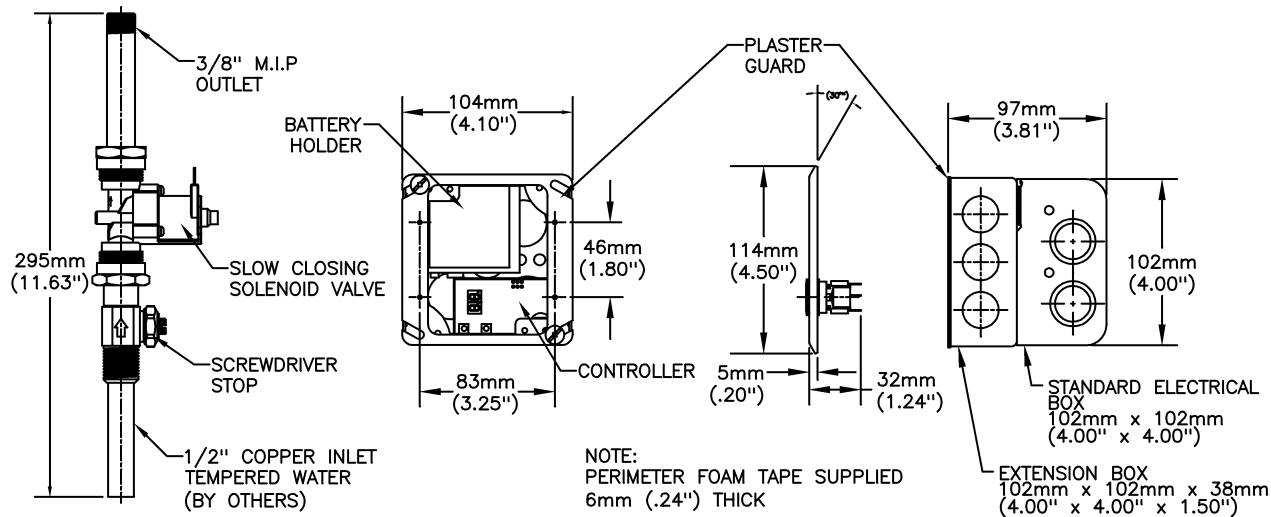
(Dimensional drawing on following page)

Delta reserves the right (1) to make changes to specifications and materials, and (2) to change or discontinue models, both without notice or obligation. Dimensions are for reference. Measurement may vary plus or minus 6mm(0.25"). Mounting locations are suggested only. Check with local codes for requirements in your area. This spec was produced December 22, 2017.

Delta Faucet Company - 55 East 111th St. - Indianapolis, Indiana, USA 46280 - (317) 848-1812
Delta Faucet Canada - 395 Matheson Blvd E - Mississauga, Ontario, Canada L4Z 2H2 - (905) 712-3030



861T1
CONTROL BOX # 6
BATTERY



Delta reserves the right (1) to make changes to specifications and materials, and (2) to change or discontinue models, both without notice or obligation. Dimensions are for reference. Measurement may vary plus or minus 6mm(0.25"). Mounting locations are suggested only. Check with local codes for requirements in your area. This spec was produced December 22, 2017.

Delta Faucet Company - 55 East 111th St. - Indianapolis, Indiana, USA 46280 - (317) 848-1812
Delta Faucet Canada - 395 Matheson Blvd E - Mississauga, Ontario, Canada L4Z 2H2 - (905) 712-3030