




Delivering Real Value.



Cleveland Faucet Group[®]

Full Line Price Catalog 2015-2016

Effective February 1, 2015



Leveraging a strong foundation of design, distribution and service.

Cleveland Faucet Group® delivers real value in faucets and valves for the multi-family market. With CFG®, you'll have the confidence of working with a solid business partner committed to providing you with the best return on your faucet investment.

CFG delivers a low total cost of ownership to maximize your faucet return. With solid construction and features engineered for efficiency, CFG products accelerate installation, simplify maintenance and last long—ensuring you benefit from a lower total cost of ownership.

You'll get a consistently high standard of quality because CFG designs all of our products in-house to ensure reliability. Plus, we subject them to extensive testing at levels well beyond minimum code requirements. We stand behind our products, so you can confidently use them in your properties.

In addition, CFG offers several water-saving faucets, showerheads and aerators that save resources and contribute toward many sustainability programs. CFG has your bottom line in mind.

CFG product is available through your local MRO.



Five Solutions to Fit All Your Needs.

Table of Contents



NEW! Edgestone™

As residents become more design-savvy, they seek out housing that reflects their tastes and lifestyles. With the introduction of the sleekly minimalist Edgestone™ in two contemporary finish options, CFG helps multi-family properties better meet these demands— while still offering low total cost of ownership. Edgestone™ is the first CFG line to include matching accessories. Ten-year limited warranty.

- Introduction to CFG 2-3
- Sustainability & Water-Saving Products 4-5

- Kitchen 8
- Bath 8
- Tub/Shower 9
- Accessories 11



Baystone®

Delivers transitional style and quality in two popular finishes, as well as platform offerings to provide even greater design flexibility. Baystone® products are available in single-handle and two-handle styles. Ten-year limited warranty.

- Kitchen 14
- Bath 16
- Tub/Shower 18



Capstone®

Built to withstand the rigorous demands of multi-family properties, but also offering classic, traditional styling that residents demand. Choose from a variety of finishes and feature upgrades. Ten-year limited warranty.

- Kitchen 22
- Bath 24
- Tub/Shower 26



Cornerstone®

An exceptional value proposition for renovation and replacement projects, with quick installation and durability built in. Cornerstone is available in single-handle and two-handle styles in Chrome, Brushed Nickel, and Classic Stainless. Ten-year limited warranty.

- Kitchen 31
- Bar 33
- Laundry 33
- Bath 35
- Tub/Shower 38



Flagstone®

Delivers functional style and quality at a great price. Flagstone® products are available in single-handle styles. One-year limited warranty.

- Kitchen 44
- Bath 44

- Valves & Trim 45
- Shower Valves At-A-Glance 46
- Service Parts & Accessories 48
- Suggested List Prices 69

Quality Design. Lasting Durability.

Ceramic Disc Technology

Both single-handle and two-handle CFG faucets are made with high-quality ceramic disc cartridges. Ceramic disc cartridges are made from ultra-hard aluminum oxide that stands up to severe temperature changes, water conditions and supply line debris. Ceramic discs are nearly maintenance-free and are very durable in a variety of water conditions.

PVD Finishes

Reduce maintenance and tarnish issues with our innovative PVD process available on select finishes. PVD technology is both robust and versatile, allowing for long-lasting aesthetics in the bath or kitchen.

Dimension™ Tub/Shower Valve

CFG has one of the most innovative shower valves on the market today. The versatile valve body was specially designed to hold either volume control or cycling cartridges. A simple switch of the cartridge converts the valve from cycling to volume control. The valve design also provides great flexibility for all your multi-family projects. Installation options are available for thick- and thin-wall applications, as well as back-to-back applications.

Codes and Compliance

CFG products are third-party-certified to CSA, NSF, ASME/ANSI, IAPMO and ASSE requirements.

WaterSense®-Certified Products

CFG offers a complete line of water-saving solutions that includes lavatory and showering products.



Easier to Install. Quick to Connect.

Optional Quick-Install Flexible Supply Lines

Select CFG products come with 24" braided flexible supply lines and 3/8" connections that save time and trouble out of every project. You decrease installation time for each faucet while you decrease the total number of connections made onsite. And those savings go right to your bottom line.



Quick-Connect System

Standard on all kitchen faucets with side sprays, this installation system snaps hoses together with a telltale "click," so the installer can be assured the connection is secure. You get easier, faster, leak-free installation with no tools required.

No More Time-Intensive Putty Jobs

On many CFG faucets, Neoprene gaskets on the bottom of the deckplate take the place of plumber's putty to prevent leaks. Result: You save additional time and money, including materials costs.

Pre-installed Shower Valve Connections

CFG shower valves are available with a variety of pipe-fitting connections. In addition, we've pre-installed these connections so you don't have to do it on-site. This reduces installation time and saves you money.

Pro-Fit™ Installation System

Designed with input from professional installers, the Moen® Pro-Fit™ Installation System is quick and easy – drill it, screw it, click it.

The single-screw mounting system uses a pre-attached hollow wall anchor for a fast and solid installation, to save you time. Moen has eliminated the hassle of set screws with a simple locking tab that holds the Pro-Fit™ posts firmly in place.



Lower Total Cost of Ownership

Peace of Mind.

WHY CFG?

Your Faucet Can Have a Lasting Impact on Your NOI

Consider the "Total Cost of Ownership"
Picking the right products will improve your net operating income (NOI).
Look past the price into a future of savings!

Acquisition Cost + Installation + Repairs + Replacement Parts + Maintenance
= Total Cost of Ownership

LOWER COST TO MAINTAIN

CFG faucets are **36% less expensive** to maintain (on average, per living unit, per year)

Per living unit, a property can save an average of **\$23.70 over 5 years** by installing CFG
For a 5,000 unit portfolio, that equates to **\$26,700 annually** That is **\$133,000 savings over 5 years**

FASTER INSTALLATION

CFG faucets are **20% faster to install/replace** than other brands

A 1,500-unit property would **save nearly 10 days of installation**, dramatically reducing labor time and costs

A Brand that Understands the Multi-Family Demands

Quality Products | Durable & Reliable Products
WaterSense® Certified Products | Best-in-Class 10-year Warranty*

Over 160 dedicated and local sales members with an Average Tenure of 13+ Years

THE PROOF IS IN THE PROFITS

CFGonline.com

We've designed CFGonline.com to be an indispensable tool for getting you the information you need.

Visit CFGonline.com to:

- view product information
- download catalogs, spec sheets and price lists
- reference our "Where to Buy" guide
- estimate your savings with the Total Cost of Ownership Calculator

Best-in-Class Warranty

10-Year Limited Warranty on Baystone®, Capstone® and Cornerstone®. CFG warrants to the original consumer or purchaser, for a period of up to ten years from the original date of purchase, that the faucet will be free from defects in materials and manufacturing workmanship. For complete details, call 1-888-450-5522 or contact your CFG sales representative.

Manufactured in the U.S.A.

CFG is committed to providing faucets that comply with the Buy American Act. We offer a selection of faucets that comply with these standards. All of our Baystone faucets meet these regulations along with select SKU's in Edgestone, Capstone and Cornerstone. For details on these SKU's, please contact your Moen rep.



Customer Service



CFG provides customer service as exceptional as its products, as well as a variety of ways to communicate with us. Online order status and product availability are at CustomerNet.Moen.com.

To enroll in CustomerNet, call 1-888-450-5829 or e-mail us at contacts@moen.com.

To place an order, call 1-888-450-5522 or fax 1-888-379-6270.

Delivering Real Value.



A Moen Incorporated Brand

Sustainability

Committed to our environment.

Cleveland Faucet Group is determined to be an industry leader for outstanding sustainability practices in both products offered and business processes employed. CFG offers a complete line of water-saving solutions that include lavatory, showering and kitchen products.



Water-Saving Products from CFG.

Cleveland Faucet Group offers a host of water-saving products. These designs can help to reduce water consumption, energy costs and sewer bills, with the added benefit of contributing towards valuable LEED® points—more ways CFG delivers long-term value and exceptional return on investment to the multi-family market.



Bath

LAVATORY FAUCETS

All lavatory faucets are manufactured with a 1.5 gpm aerator. The packaging label clearly displays a WaterSense® logo and the 1.5 gpm flow rate.

- use up to 30% less water§
- certified to meet WaterSense® criteria



Shower

WATER-SAVING SHOWERHEADS

Maximize LEED® points with WaterSense®-labeled showerheads.

- 1.75 gpm and 1.5 gpm
- use up to 30% less water§
- IAPMO Green listed
- order as a stand-alone item or as an option on all Edgestone™, Baystone®, Capstone® and Cornerstone® trim kits



FLOW-OPTIMIZED AERATOR KITS

- 1.5 gpm
- use up to 30% less water§
- easy, low-cost retrofit to any existing faucet



Kitchen

KITCHEN FAUCETS

All kitchen faucets (pullout, pulldown and fixed spout) are manufactured with a 1.5 gpm aerator

- use up to 30% less water
- complies with CalGreen Legislation



Visit CFGonline.com to use our water-savings calculator tool and estimate how much you can save with CFG products in your multi-family property.



Delivering Real Value.



A Moen Incorporated Brand

§Lavatory faucets, Kitchen faucets and Flow-Optimized Aerator Kits use up to 30% less water compared to 2.2 gpm aerators. Showers use up to 30% less water compared to 2.5 gpm showerheads.

NEW! Edgestone™



Style with a modern, attractive look.

As residents become more design-savvy, they seek out housing that reflects their tastes and lifestyles. With the introduction of the sleekly minimalist Edgestone™ in two contemporary finish options, CFG helps multi-family properties better meet these demands—while still offering low total cost of ownership. Matching accessories available. Ten-year limited warranty.

TEN-YEAR **10** LIMITED WARRANTY

Delivering Real Value.



A Moen Incorporated Brand

Kitchen & Bath

NEW! **Edgestone™**



Chrome




Classic
Stainless*



Brushed
Nickel*

TEN-YEAR **10** LIMITED WARRANTY

 All Cleveland Faucet Group faucets are ADA-compliant. CFG offers products that meet the current requirements of the Buy American Act.

*All Classic Stainless and Brushed Nickel faucets feature PVD technology.



FLEXIBLE SUPPLIES 

Single-handle Edgestone faucets have optional 24" flexible supply lines, pre-installed with a 3/8" connection. A significant labor cost savings.

8 Kitchen & Bath Faucets

ONE-HANDLE KITCHEN



MODEL NO.	LIST PRICE	FINISH	DESCRIPTION	CASE QTY.	WT. EA. LBS.
NEW! 46201	211.10	Chrome	Single-handle kitchen with	3	5.90
NEW! 46201CSL	295.45	Classic Stainless	pull-down spout and flex supplies	3	5.90
<ul style="list-style-type: none"> • Quick-install 24" flexible supply lines & 3/8 connections • 1.5 gpm (5.7 lpm) • Lever handle • 1- or 3-hole application • Deckplate included for 3-hole application • Stream and spray functionality 					

BATH



MODEL NO.	LIST PRICE	FINISH	DESCRIPTION	CASE QTY.	WT. EA. LBS.
NEW! 46100	142.55	Chrome	Single-handle centerset lav	6	4.00
NEW! 46100BN	194.20	Brushed Nickel	• 1.5 gpm (5.7 lpm)	6	4.00
<ul style="list-style-type: none"> • 50/50 waste assembly • Lever handle • 1- or 3-hole application • Deckplate included for 3-hole application • 1/2" IPS connections 					



NEW! 46101	129.55	Chrome	Single-handle centerset lav	6	3.30
NEW! 46101BN	181.30	Brushed Nickel	• Quick-install 24" flexible supply lines & 3/8 connections	6	3.30
<ul style="list-style-type: none"> • 1.5 gpm (5.7 lpm) • Lever handle • No waste assembly • 1- or 3-hole application • Deckplate included for 3-hole application • 1/2" IPS connections 					



NEW! 46102	153.90	Chrome	Single-handle centerset lav	6	3.90
NEW! 46102BN	205.60	Brushed Nickel	• Quick-install 24" flexible supply lines & 3/8 connections	6	3.90
<ul style="list-style-type: none"> • 1.5 gpm (5.7 lpm) • Lever handle • 1- or 3-hole application • Deckplate included for 3-hole application • 1/2" IPS connections 					

Tub/Shower

EDGESTONE™ WATER-SAVING CYCLING TRIM

MODEL NO.	LIST PRICE	FINISH	DESCRIPTION	CASE QTY.	WT. EA. LBS.
NEW! 46301CGR	62.65	Chrome	One handle trim kit for use with	12	2.50
NEW! 46301CBNGR	116.05	Brushed Nickel	Pressure-balancing cycling valves	12	2.50
			<ul style="list-style-type: none"> • 1.75 gpm (6.65 lpm) • Includes escutcheon, lever handle, head, arm and flange, zinc slip fit tub spout • Matching finish spray face 		

MODEL NO.	LIST PRICE	FINISH	DESCRIPTION	CASE QTY.	WT. EA. LBS.
NEW! 46302CGR	50.05	Chrome	One handle trim kit for use with	12	1.67
NEW! 46302CBNGR	105.60	Brushed Nickel	Pressure-balancing cycling valves	12	1.67
			<ul style="list-style-type: none"> • 1.75 gpm (6.65 lpm) • Includes escutcheon, lever handle, head, arm and flange • Matching finish spray face 		



Tub/Shower Valves

CYCLING VALVES



MODEL NO.	LIST PRICE		DESCRIPTION	CASE QTY.	WT. EA. LBS.
45311	86.55	Male IPS/CC	Tub/Shower valve – Pressure-balancing	12	2.79
45317	86.55	Female IPS	in-wall cycling valve with temperature limit stop	12	2.69
			<ul style="list-style-type: none"> • 1/2" connections • Point-of-use reversibility • Ceramic disc cartridge • With shut-off stops and check valves 		



45312	76.55	Male IPS/CC	Tub/Shower valve – Pressure-balancing	12	1.58
45318	76.55	Female IPS	in-wall cycling valve without temperature limit stop	12	2.25
			<ul style="list-style-type: none"> • 1/2" connections • Point-of-use reversibility • Ceramic disc cartridge • With check valves 		



45313	106.20		Tub/Shower valve – Pressure-balancing	12	3.07
			in-wall cycling valve without shut-off stop		
			<ul style="list-style-type: none"> • This item must be purchased in case quantity • Inlets – 1/2" PEX adapters, 90° elbow, pointing down • Shower outlet – 1/2" PEX adapter, straight • Tub outlet – 8" x 7" copper tube • Ceramic disc cartridge • Temperature control with flow control 		



45319	102.40		Tub/Shower valve – Pressure-balancing	6	2.77
			in-wall cycling valve without stop		
			<ul style="list-style-type: none"> • This item must be purchased in case quantity of 6 • Inlets – 1/2" PEX adapters, 90° elbow, pointing down • Shower outlet – 1/2" PEX adapter, straight • Ceramic disc cartridge 		



45320	111.95		Tub/Shower valve – Pressure-balancing	6	3.00
			in-wall cycling valve with stop		
			<ul style="list-style-type: none"> • Inlets – 1/2" PEX adapters, 90° elbow, pointing down • Shower outlet – 1/2" PEX adapter, straight • Ceramic disc cartridge 		



45321	101.00		Tub/Shower valve – Pressure-balancing	6	3.53
			in-wall cycling valve with temperature limit stop		
			<ul style="list-style-type: none"> • 1/2" CPVC inlet connections • Point-of-use reversibility • Ceramic disc cartridge 		

Edgestone™ Matching Accessories

BATH



MODEL NO.	LIST PRICE	FINISH	DESCRIPTION	CASE QTY.	WT. EA. LBS
NEW! YB4609CH	13.65	Chrome	Euro paper holder	50	1.03
NEW! YB4609BN	15.95	Brushed Nickel	Euro paper holder	50	1.03



NEW! YB4603CH	6.50	Chrome	Single robe hook	50	0.66
NEW! YB4603BN	9.20	Brushed Nickel	Single robe hook	50	0.66



NEW! YB4686CH	13.20	Chrome	Towel ring	50	0.54
NEW! YB4686BN	16.10	Brushed Nickel	Towel ring	50	0.54



NEW! YB4698CH	2.95	Chrome	18" towel bar	50	0.09
NEW! YB4698BN	3.45	Brushed Nickel	18" towel bar	50	0.09
<ul style="list-style-type: none"> • Use with mounting posts, sold separately 					



NEW! YB4694CH	3.75	Chrome	24" towel bar	50	0.13
NEW! YB4694BN	4.40	Brushed Nickel	24" towel bar	50	0.13
<ul style="list-style-type: none"> • Use with mounting posts, sold separately 					



NEW! YB4600CH	15.35	Chrome	Posts for towel bar	50	0.98
NEW! YB4600BN	18.70	Brushed Nickel	Posts for towel bar	50	0.98
<ul style="list-style-type: none"> • For use with towel bar, sold separately 					

Baystone®



Transitional, in-demand style.

Delivers transitional style and quality at an affordable price. Baystone® products are available in popular single-handle and two-handle styles.

Ten-year limited warranty.

TEN-YEAR **10** LIMITED WARRANTY

Delivering Real Value.



A Moen Incorporated Brand

Kitchen

Baystone®



Chrome



Classic Stainless*

TEN-YEAR **10** LIMITED WARRANTY



All Cleveland Faucet Group faucets are ADA-compliant.



CFG offers products that meet the current requirements of the Buy American Act.

*All Classic Stainless faucets feature PVD technology.



QUICK-INSTALL FLEXIBLE SUPPLY LINES



Single-handle Baystone® faucets have optional 24" flexible supply lines, pre-installed with a 3/8" connection. A significant labor cost savings.

Kitchen Faucets

SINGLE-HANDLE



MODEL NO.	LIST PRICE	FINISH	DESCRIPTION	CASE QTY.	WT. EA. LBS.
CA42519	199.75	Chrome	Single-handle kitchen with	3	7.56
CA42519CSL	262.10	Classic Stainless	pull-down spout and flex supplies	3	7.00
			<ul style="list-style-type: none"> • 1.5 gpm • Lever handle • 1- or 3-hole application • Deckplate included for 3-hole application • Quick-install 24" flexible supply lines with 3/8" connections • Stream and spray functionality 		



CA42511	129.50	Chrome	Single-handle kitchen	6	4.40
CA42511CSL	177.70	Classic Stainless	<ul style="list-style-type: none"> • 1.5 gpm • Lever handle • 1- or 3-hole application • Deckplate included for 3-hole application • 1/2" IPS connections 	6	4.50



CA42513	149.80	Chrome	Single-handle kitchen with matching	6	4.96
CA42513CSL	197.90	Classic Stainless	side spray	6	5.00
			<ul style="list-style-type: none"> • 1.5 gpm • Lever handle • 2- or 4-hole application • Deckplate included for 4-hole application • 1/2" IPS connections • Quick-connect side spray installation 		

Bath

Baystone®



Chrome



Brushed Nickel*

TEN-YEAR **10** LIMITED WARRANTY



All Cleveland Faucet Group faucets are ADA-compliant.



CFG offers products that meet the current requirements of the Buy American Act.

*All Brushed Nickel faucets feature PVD technology.



QUICK-INSTALL FLEXIBLE SUPPLY LINES **FSI**

Single-handle Baystone® faucets have optional 24" flexible supply lines, pre-installed with a 3/8" connection. A significant labor cost savings.

Bath Faucets

SINGLE-HANDLE



MODEL NO.	LIST PRICE	FINISH	DESCRIPTION	CASE QTY.	WT. EA. LBS.
CA42711	141.35	Chrome	Single-handle center set lav	6	4.63
CA42711BN	191.55	Brushed Nickel	<ul style="list-style-type: none"> • 1.5 gpm • Lever handle • 1- or 3-hole application • Deckplate included for 3-hole application • 50/50 waste assembly • 1/2" IPS connections 	6	2.34



CA42712	152.60	Chrome	Single-handle center set lav	6	4.60
CA42712BN	202.80	Brushed Nickel	<ul style="list-style-type: none"> with flex supplies • 1.5 gpm • Lever handle • 1- or 3-hole application • Deckplate included for 3-hole application • 50/50 waste assembly • Quick-install 24" flexible supply lines with 3/8" connections 	6	4.63



CA42717	128.45	Chrome	Single-handle center set lav	6	3.86
CA42717BN	177.85	Brushed Nickel	<ul style="list-style-type: none"> • 1.5 gpm • Lever handle • 1- or 3-hole application • Deckplate included for 3-hole application • No waste assembly • Lift rod hole with plug button • 1/2" IPS connections 	6	3.88

Bath Faucets

TWO-HANDLE



MODEL NO.	LIST PRICE	FINISH	DESCRIPTION	CASE QTY.	WT. EA. LBS.
CA42111	161.85	Chrome	Two-handle widespread lav	6	5.80
CA42111BN	219.15	Brushed Nickel	<ul style="list-style-type: none"> • 1.5 gpm • Lever handles • 3-hole application • Installs on 8"-16" centers • 50/50 waste assembly • 1/2" IPS connections 	6	6.00



CA42211	98.15	Chrome	Two-handle centerset lav	6	4.01
CA42211BN	133.00	Brushed Nickel	<ul style="list-style-type: none"> • 1.5 gpm • Lever handles • 50/50 waste assembly • 3-hole application • 1/2" IPS connections 	6	4.03



CA42213	84.10	Chrome	Two-handle centerset lav	6	3.23
CA42213BN	117.90	Brushed Nickel	<ul style="list-style-type: none"> • 1.5 gpm • Lever handles • No waste assembly • 3-hole application • 1/2" IPS connections 	6	3.27

Tub/Shower Valves

BAYSTONE® CYCLING SHOWER TRIM



MODEL NO.	LIST PRICE	FINISH	DESCRIPTION	CASE QTY.	WT. EA. LBS.
T42311C	58.55	Chrome	Trim – Tub/Shower one-handle trim	12	2.59
T42311CBN	107.90	Brushed Nickel	kit for use with Pressure-balancing cycling valves	12	2.70
			<ul style="list-style-type: none"> • 2.5 gpm (9.5 lpm) • Includes escutcheon, lever handle, head, arm and flange, zinc slip fit tub spout • Matching finish spray face 		



T42315C	47.40	Chrome	Trim – Shower-only one-handle trim	12	1.79
T42315CBN	98.15	Brushed Nickel	kit for use with Pressure-balancing cycling valves	12	1.80
			<ul style="list-style-type: none"> • 2.5 gpm (9.5 lpm) • Includes escutcheon, lever handle, head, arm and flange • Matching finish spray face 		

BAYSTONE® WATER-SAVING CYCLING TRIM



MODEL NO.	LIST PRICE	FINISH	DESCRIPTION	CASE QTY.	WT. EA. LBS.
T42311CGR	68.75	Chrome	Trim – Tub/Shower one-handle trim	12	2.59
T42311CBNGR	125.60	Brushed Nickel	kit for use with Pressure-balancing cycling valves	12	2.64
			<ul style="list-style-type: none"> • 1.75 gpm (6.65 lpm) • Includes escutcheon, lever handle, head, arm and flange, zinc slip fit tub spout • Water-saving showerhead 		



T42315CGR	56.80	Chrome	Trim – Shower-only one-handle trim	12	1.75
T42315CBNGR	115.95	Brushed Nickel	kit for use with Pressure-balancing cycling valves	12	1.80
			<ul style="list-style-type: none"> • 1.75 gpm (6.65 lpm) • Includes escutcheon, lever handle, head, arm and flange • Water-saving showerhead 		



Tub/Shower Valves

CYCLING VALVES

	MODEL NO.	LIST PRICE		DESCRIPTION	CASE QTY.	WT. EA. LBS.
	45311	86.55	Male IPS/CC	Tub/Shower valve – Pressure-balancing	12	2.79
	45317	86.55	Female IPS	in-wall cycling valve with temperature limit stop	12	2.69
				<ul style="list-style-type: none"> • 1/2" connections • Point-of-use reversibility • Ceramic disc cartridge • With shut-off stops and check valves 		
	45312	76.55	Male IPS/CC	Tub/Shower valve – Pressure-balancing	12	1.58
	45318	76.55	Female IPS	in-wall cycling valve without temperature limit stop	12	2.25
				<ul style="list-style-type: none"> • 1/2" connections • Point-of-use reversibility • Ceramic disc cartridge • With check valves 		
	45313	106.20		Tub/Shower valve – Pressure-balancing in-wall cycling valve without shut-off stop	12	3.07
				<ul style="list-style-type: none"> • This item must be purchased in case quantity • Inlets – 1/2" PEX adapters, 90° elbow, pointing down • Shower outlet – 1/2" PEX adapter, straight • Tub outlet – 8" x 7" copper tube • Ceramic disc cartridge • Temperature control with flow control 		
	45319	102.40		Tub/Shower valve – Pressure-balancing in-wall cycling valve without stop	6	2.77
				<ul style="list-style-type: none"> • This item must be purchased in case quantity of 6 • Inlets – 1/2" PEX adapters, 90° elbow, pointing down • Shower outlet – 1/2" PEX adapter, straight • Ceramic disc cartridge 		
	45320	111.95		Tub/Shower valve – Pressure-balancing in-wall cycling valve with stop	6	3.00
				<ul style="list-style-type: none"> • Inlets – 1/2" PEX adapters, 90° elbow, pointing down • Shower outlet – 1/2" PEX adapter, straight • Ceramic disc cartridge 		
	45321	101.00		Tub/Shower valve – Pressure-balancing in-wall cycling valve with temperature limit stop	6	3.53
				<ul style="list-style-type: none"> • 1/2" CPVC inlet connections • Point-of-use reversibility • Ceramic disc cartridge • With shut-off stops and check valves 		

Capstone®



Customer-preferred traditional style.

An excellent option for a coordinated, customer-preferred style presentation for the kitchen and bath. Capstone® offers finish options and feature upgrades, and is backed with our ten-year limited warranty.

TEN-YEAR **10** LIMITED WARRANTY

Delivering Real Value.



A Moen Incorporated Brand

Capstone®



Chrome



Classic Stainless*



Old World Bronze

TEN-YEAR **10** LIMITED WARRANTY



All Cleveland Faucet Group faucets are ADA-compliant.



CFG offers products that meet the current requirements of the Buy American Act.

*All Classic Stainless feature PVD technology.

Kitchen Faucets

SINGLE-HANDLE



MODEL NO.	LIST PRICE	FINISH	DESCRIPTION	CASE QTY.	WT. EA. LBS.
CA40519	174.65	Chrome	Single-handle kitchen with pullout spout	6	6.36
CA40519SL	229.10	Stainless	<ul style="list-style-type: none"> • 1.5 gpm 	6	6.38
CA405190WB	275.00	Old World Bronze	<ul style="list-style-type: none"> • Lever handle • 1- or 3-hole application • 1/2" IPS connections 	6	6.30

TWO-HANDLE



MODEL NO.	LIST PRICE	FINISH	DESCRIPTION	CASE QTY.	WT. EA. LBS.
CA41611	91.80	Chrome	Two-handle high-arc kitchen	6	4.78
41611CSL	125.95	Classic Stainless	<ul style="list-style-type: none"> • 1.5 gpm 	6	5.03
CA416110WB	151.25	Old World Bronze	<ul style="list-style-type: none"> • Lever handles • 3-hole application 	6	4.84



CA41613	107.60	Chrome	Two-handle high-arc kitchen with	6	5.28
41613CSL	142.10	Classic Stainless	matching side spray	6	5.66
CA416130WB	170.55	Old World Bronze	<ul style="list-style-type: none"> • 1.5 gpm • Lever handles • 4-hole application • 1/2" IPS connections • Quick-connect side spray installation 	6	5.30



Visit CFGonline.com

to see how much CFG can lower your expenses by reducing the time and money you spend on faucet operation, repair and maintenance.

Bath

Capstone®



Chrome



Brushed Nickel*



Old World Bronze

TEN-YEAR **10** LIMITED WARRANTY



All Cleveland Faucet Group faucets are ADA-compliant.



CFG offers products that meet the current requirements of the Buy American Act.

*All Brushed Nickel faucets feature PVD technology.

24 Bath Faucets

TWO-HANDLE



MODEL NO.	LIST PRICE	FINISH	DESCRIPTION	CASE QTY.	WT. EA. LBS.
41215	109.30	Chrome	Two-handle high arc lav	6	3.94
41215BN	143.95	Brushed Nickel	• 1.5 gpm	6	3.95
41215OWB	167.05	Old World Bronze	• Lever handles	6	3.95
			• No waste assembly		
			• 3-hole application		
			• 1/2" IPS connections		



41217	121.40	Chrome	Two-handle high arc lav	6	4.40
41217BN	163.75	Brushed Nickel	• 1.5 gpm	6	4.10
41217OWB	194.65	Old World Bronze	• Lever handles	6	4.69
			• 50/50 waste assembly		
			• 3-hole application		
			• 1/2" IPS connections		




CA41211	99.20	Chrome	Two-handle centerset lav	6	3.83
CA41211BN	135.25	Brushed Nickel	• 1.5 gpm	6	3.83
CA41211OWB	162.30	Old World Bronze	• Lever handles	6	3.90
			• 50/50 waste assembly		
			• 3-hole application		
			• 1/2" IPS connections		




CA41213	85.05	Chrome	Two-handle centerset lav	6	3.00
CA41213BN	119.80	Brushed Nickel	• 1.5 gpm	6	3.03
CA41213OWB	137.00	Old World Bronze	• Lever handles	6	3.13
			• No waste assembly		
			• 3-hole application		
			• 1/2" IPS connections		

Garden Tub




MODEL NO.	LIST PRICE	FINISH	DESCRIPTION	CASE QTY.	WT. EA. LBS.
T41411	82.00	Chrome	Garden tub trim kit	6	1.42
T41411BN	132.65	Brushed Nickel	• Lever handles	6	1.44
T41411OWB	176.55	Old World Bronze	• 3-hole application • 1/2" IPS connections	6	3.05




45801	80.80		Garden tub valve body	6	3.24
			• Accommodates up to 1.5" deck thickness		
			• Braided stainless steel connections to valve body		
			• Accommodates installation from 8"-16" on center		
			• 1/2" IPS connections		



Handheld Shower



MODEL NO.	LIST PRICE	FINISH	DESCRIPTION	CASE QTY.	WT. EA. LBS.
40120	105.95	Chrome	3-function handheld shower	6	2.19
40120BN	143.10	Brushed Nickel	with wall bracket	6	2.18
			• 59" hose		
			• 1.5 gpm		
			• Drop ell included		
			• ADA compliant components		



40124	165.30	Chrome	3-function handheld shower	3	4.67
40124BN	210.95	Brushed Nickel	with 24" grab bar/slide bar (shown here)	3	4.16
			• 2 spray patterns plus pause control		
			• 59" hose		
			• 1.5 gpm		
			• Drop ell included		
			• ADA compliant components		

Tub/Shower Valves

VOLUME CONTROL VALVES



MODEL NO.	LIST PRICE	DESCRIPTION	CASE QTY.	WT. EA. LBS.
45511	99.10	Tub/Shower valve – Pressure-balancing in-wall valve with temperature limit stop	12	2.78
		<ul style="list-style-type: none"> • Combination 1/2" male IPS/CC connections • Ceramic disc cartridge • With shut-off stops and check valves • Temperature control with flow control 		



45513	112.85	Tub/Shower valve – Pressure-balancing in-wall valve without shut-off stop	12	3.24
		<ul style="list-style-type: none"> • This item must be purchased in case quantity • Inlets – 1/2" PEX adapters, 90° elbow, pointing down • Shower outlet – 1/2" PEX adapter, straight • Tub outlet – 8" x 7" copper tube • Ceramic disc cartridge • Temperature control with flow control 		



45514	108.20	Shower valve – Pressure-balancing in-wall valve without shut-off stop	12	2.79
		<ul style="list-style-type: none"> • This item must be purchased in case quantity of 12 • Inlets – 1/2" PEX adapters, 90° elbow, pointing down • Shower outlet – 1/2" PEX adapter, straight • Tub outlet – brass plug • Ceramic disc cartridge • Temperature control with flow control 		

Showering

CAPSTONE® CYCLING TRIM

	MODEL NO.	LIST PRICE	FINISH	DESCRIPTION	CASE QTY.	WT. EA. LBS.
	T41311C	59.25	Chrome	Trim – Tub/Shower lever handle trim	12	1.31
	T41311CBN	109.70	Brushed Nickel	kit for use with Pressure-balancing	12	1.32
	T41311COWB	145.80	Old World Bronze	cycling valves	12	2.81
				• 2.5 gpm		
				• Includes escutcheon, head, arm and flange, zinc slip fit tub spout		
<hr/>						
	T41315C	47.10	Chrome	Trim – Shower-only lever handle trim	12	.846
	T41315CBN	99.80	Brushed Nickel	kit for use with Pressure-balancing	12	.870
	T41315COWB	132.65	Old World Bronze	cycling valves	12	1.81
				• 2.5 gpm		
				• Includes escutcheon, head, arm and flange		

CAPSTONE® WATER-SAVING CYCLING TRIM

	MODEL NO.	LIST PRICE	FINISH	DESCRIPTION	CASE QTY.	WT. EA. LBS.
 	T41311CGR	69.45	Chrome	Trim – Tub/Shower lever handle trim	12	2.86
	T41311CBNGR	127.65	Brushed Nickel	kit for use with Pressure-balancing	12	2.86
	T41311COWBGR	169.80	Old World Bronze	cycling valves	12	2.77
				• 1.75 gpm (6.65 lpm)		
				• Includes escutcheon, head, arm and flange, zinc slip fit tub spout		
				• Water-saving showerhead		
<hr/>						
 	T41315CGR	57.40	Chrome	Trim – Shower-only lever handle trim	12	1.84
	T41315CBNGR	117.85	Brushed Nickel	kit for use with Pressure-balancing	12	1.84
	T41315COWBGR	156.75	Old World Bronze	cycling valves	12	1.86
				• 1.75 gpm (6.65 lpm)		
				• Includes escutcheon, head, arm and flange		
				• Water-saving showerhead		



Tub/Shower Valves

CYCLING VALVES

MODEL NO.	LIST PRICE		DESCRIPTION	CASE QTY.	WT. EA. LBS.	
	45311	86.55	Male IPS/CC	Tub/Shower valve – Pressure-balancing	12	2.79
	45317	86.55	Female IPS	in-wall cycling valve with temperature limit stop	12	2.69
				<ul style="list-style-type: none"> • 1/2" connections • Point-of-use reversibility • Ceramic disc cartridge • With shut-off stops and check valves 		
	45312	76.55	Male IPS/CC	Tub/Shower valve – Pressure-balancing	12	1.58
	45318	76.55	Female IPS	in-wall cycling valve without temperature limit stop	12	2.25
				<ul style="list-style-type: none"> • 1/2" connections • Point-of-use reversibility • Ceramic disc cartridge • With check valves 		
	45313	106.20		Tub/Shower valve – Pressure-balancing	12	3.07
				in-wall cycling valve without shut-off stop		
				<ul style="list-style-type: none"> • This item must be purchased in case quantity • Inlets – 1/2" PEX adapters, 90° elbow, pointing down • Shower outlet – 1/2" PEX adapter, straight • Tub outlet – 8" x 7" copper tube • Ceramic disc cartridge • Temperature control with flow control 		
	45319	102.40		Tub/Shower valve – Pressure-balancing	6	2.77
				in-wall cycling valve without stop		
				<ul style="list-style-type: none"> • This item must be purchased in case quantity of 6 • Inlets – 1/2" PEX adapters, 90° elbow, pointing down • Shower outlet – 1/2" PEX adapter, straight • Ceramic disc cartridge 		
	45320	111.95		Tub/Shower valve – Pressure-balancing	6	3.00
				in-wall cycling valve with stop		
				<ul style="list-style-type: none"> • Inlets – 1/2" PEX adapters, 90° elbow, pointing down • Shower outlet – 1/2" PEX adapter, straight • Ceramic disc cartridge 		
	45321	101.00		Tub/Shower valve – Pressure-balancing	6	3.53
				in-wall cycling valve with temperature limit stop		
				<ul style="list-style-type: none"> • 1/2" CPVC inlet connections • Point-of-use reversibility • Ceramic disc cartridge • With shut-off stops and check valves 		

Cornerstone®



Created for the rigorous demands of everyday living.

Our best-value proposition with optional quick-install supply lines for fast installation and maximum return on investment. We support Cornerstone® with our ten-year limited warranty.

TEN-YEAR **10** LIMITED WARRANTY

Delivering Real Value.



A Moen Incorporated Brand

Kitchen

Cornerstone®



Chrome



Stainless*



Classic
Stainless*

TEN-YEAR **10** LIMITED WARRANTY



All Cleveland Faucet Group faucets are ADA-compliant.



CFG offers products that meet the current requirements of the Buy American Act.

*All Stainless and Classic Stainless faucets feature PVD technology.



QUICK-INSTALL FLEXIBLE SUPPLY LINES **FSI**

Single-handle Cornerstone faucets have optional 24" flexible supply lines, pre-installed with a 3/8" connection. A significant labor cost savings.

Kitchen Faucets

SINGLE-HANDLE

	MODEL NO.	LIST PRICE	FINISH	DESCRIPTION	CASE QTY.	WT. EA. LBS.
	CA40511	92.35	Chrome	Single-handle kitchen	6	4.07
	CA40511SL	120.00	Stainless	<ul style="list-style-type: none"> • 1.5 gpm • Lever handle • 3-hole application • 1/2" IPS connections 	6	4.23
	CA40512	99.95	Chrome	Single-handle kitchen with flex supplies	6	4.40
	CA40512SL	130.10	Stainless	<ul style="list-style-type: none"> • 1.5 gpm • Lever handle • 3-hole application • Quick-install 24" flexible supply lines with 3/8" connections 	6	4.45
	CA40513	107.60	Chrome*	Single-handle kitchen with	6	5.09
	CA40513C	114.10	Chrome	matching side spray	6	4.83
	CA40513SL	145.25	Stainless	<ul style="list-style-type: none"> • 1.5 gpm • Lever handle • 4-hole application • 1/2" IPS connections • Quick-connect side spray installation <p>* <i>Faucet comes with white side spray</i></p>	6	5.18
	CA40513B	107.60	Chrome	Single-handle kitchen with black side spray	6	5.0
				<ul style="list-style-type: none"> • 1.5 gpm • Lever handle • 4-hole application • 1/2" IPS connections • Quick-connect side spray installation 		
	CA40514	119.50	Chrome*	Single-handle kitchen with	6	5.48
	CA40514C	126.10	Chrome	matching side spray and flex supplies	6	4.93
				<ul style="list-style-type: none"> • 1.5 gpm • Lever handle • 4-hole application • Quick-install 24" flexible supply lines with 3/8" connections • Quick-connect side spray installation <p>* <i>Faucet comes with white side spray</i></p>		
	CA40515	107.60	Chrome*	Single-handle kitchen with	6	5.18
	CA40515C	114.10	Chrome	matching side spray in deck	6	2.80
				<ul style="list-style-type: none"> • 1.5 gpm • Lever handle • 3-hole application • 1/2" IPS connections • Quick-connect side spray installation <p>* <i>Faucet comes with white side spray</i></p>		

Kitchen Faucets

TWO-HANDLE



MODEL NO.	LIST PRICE	FINISH	DESCRIPTION	CASE QTY.	WT. EA. LBS.
NEW! 40617	91.80	Chrome	Two-handle high arc kitchen	6	4.78
NEW! 40617CSL	125.95	Classic Stainless	<ul style="list-style-type: none"> • 1.5 gpm (5.7 lpm) • Lever handles • 3-hole application 	6	4.58



NEW! 40619	107.60	Chrome	Single-handle high arc kitchen	6	5.28
NEW! 40619CSL	142.10	Classic Stainless	with matching side-spray <ul style="list-style-type: none"> • 1.5 gpm (5.7 lpm) • Lever handles • 3-hole application • Quick-connect side-spray installation 	6	4.91



40616	81.35	Chrome	Two-handle kitchen	6	3.60
40616CSL	113.90	Classic Stainless	<ul style="list-style-type: none"> • 1.5 gpm • Lever handles • 3-hole application • 1/2" IPS connections 	6	3.87



40618	97.35	Chrome	Two-handle kitchen with matching	6	4.33
40618CSL	130.80	Classic Stainless	side spray <ul style="list-style-type: none"> • 1.5 gpm • Lever handles • 4-hole application • 1/2" IPS connections • Quick-connect side spray installation 	6	4.41



CA40611	70.55	Chrome	Two-handle kitchen	6	4.47
			<ul style="list-style-type: none"> • 1.5 gpm • Lever handles • 3-hole application • 1/2" IPS connections 		



CA40613	81.60	Chrome	Two-handle kitchen with white	6	3.88
			side spray <ul style="list-style-type: none"> • 1.5 gpm • Lever handles • 4-hole application • 1/2" IPS connections • Quick-connect side spray installation 		

Bar Faucets

TWO-HANDLE



MODEL NO.	LIST PRICE	FINISH	DESCRIPTION	CASE QTY.	WT. EA. LBS.
CA40811	65.85	Chrome	Two-handle bar faucet	6	2.28
			<ul style="list-style-type: none"> • 1.5 gpm • Lever handles • 2-hole application • 1/2" IPS connections 		



CA40813	71.60	Chrome	Two-handle bar faucet	6	3.00
			<ul style="list-style-type: none"> • 1.5 gpm • Wing handles • 2-hole application • 1/2" IPS connections 		

Laundry Faucet

TWO-HANDLE



MODEL NO.	LIST PRICE	FINISH	DESCRIPTION	CASE QTY.	WT. EA. LBS.
40812	56.75	Chrome	Two-handle laundry faucet	6	2.48
			<ul style="list-style-type: none"> • 1.5 gpm • Lever handles • 9" spout • Stream straightener • Garden hose adapter • 2-hole application • 1/2" IPS connections 		

Bath

Cornerstone®



Chrome



Brushed Nickel*

TEN-YEAR **10** LIMITED WARRANTY



All Cleveland Faucet Group faucets are ADA-compliant.



CFG offers products that meet the current requirements of the Buy American Act.

*All Brushed Nickel faucets feature PVD technology.















FLEXIBLE SUPPLIES

Single-handle Edgestone faucets have optional 24" flexible supply lines, pre-installed with a 3/8" connection. A significant labor cost savings.

Bath Faucets

SINGLE-HANDLE

	MODEL NO.	LIST PRICE	FINISH	DESCRIPTION	CASE QTY.	WT. EA. LBS.
 	CA40710	97.40	Chrome	Single-handle centerset lav with metal waste assembly	6	3.58
				<ul style="list-style-type: none"> • 1.5 gpm • Lever handle • 17 gauge brass waste assembly • Lift rod hole • 1/2" IPS connections 		
 	CA40711	93.20	Chrome	Single-handle centerset lav with	6	3.33
	CA40711BN	119.90	Brushed Nickel	50/50 waste assembly	6	3.36
				<ul style="list-style-type: none"> • 1.5 gpm • Lever handle • 1/2" IPS connections 		
 	CA40712	103.45	Chrome	Single-handle centerset lav with	6	3.43
	CA40712BN	134.50	Brushed Nickel	50/50 waste assembly	6	3.53
				<ul style="list-style-type: none"> • 1.5 gpm • Lever handle • Quick install 24" flexible supply lines with 3/8" connections 		
				FSI		
 	CA40717	79.35	Chrome	Single-handle centerset lav without	6	2.65
	CA40717BN	103.15	Brushed Nickel	waste assembly	6	2.66
				<ul style="list-style-type: none"> • 1.5 gpm • Lever handle • Lift rod hole with plug button • 1/2" IPS connections 		
 	CA40718	108.80	Chrome	Single-handle centerset lav with metal waste assembly	6	3.68
				<ul style="list-style-type: none"> • 1.5 gpm • Lever handle • 17 gauge brass waste assembly • Lift rod hole • Quick install 24" flexible supply lines with 3/8" connections 		
				FSI		
 	CA40719	90.50	Chrome	Single-handle centerset lav without waste assembly	6	2.73
				<ul style="list-style-type: none"> • 1.5 gpm • Lever handle • Quick install 24" flexible supply lines with 3/8" connections 		
				<ul style="list-style-type: none"> • No lift rod hole 		
				FSI		

Bath Faucets

TWO-HANDLE



MODEL NO.	LIST PRICE	FINISH	DESCRIPTION	CASE QTY.	WT. EA. LBS.
40224	78.80	Chrome	Two-handle centerset lav without	6	2.93
40224BN	104.00	Brushed Nickel	waste assembly	6	3.09
			<ul style="list-style-type: none"> • 1.5 gpm • Lever handles • Lift rod hole with plug button • 1/2" IPS connections 		



40225	89.10	Chrome	Two-handle centerset lav with	6	3.68
40225BN	121.05	Brushed Nickel	50/50 waste assembly	6	3.48
			<ul style="list-style-type: none"> • 1.5 gpm • Lever handles • 1/2" IPS connections 		



CA40210	69.00	Chrome	Two-handle centerset lav with	6	3.76
			metal waste assembly		
			<ul style="list-style-type: none"> • 1.5 gpm • Lever handles • 17 gauge brass waste assembly • 1/2" IPS connections 		



CA40211	64.00	Chrome	Two-handle centerset lav with	6	2.98
			50/50 waste assembly		
			<ul style="list-style-type: none"> • 1.5 gpm • Lever handles • 1/2" IPS connections 		



CA40213	51.25	Chrome	Two-handle centerset lav without	6	2.28
			waste assembly		
			<ul style="list-style-type: none"> • 1.5 gpm • Lever handles • Lift rod hole with plug button • 1/2" IPS connections 		

Garden Tub

MODEL NO.	LIST PRICE	FINISH	DESCRIPTION	CASE QTY.	WT. EA. LBS.
40411	75.15	Chrome	Wing-handle trim kit for use with garden tub valve body	6	2.91
			<ul style="list-style-type: none"> • 11.5 gpm at 60 psi • 7" spout • 4" wing handles with escutcheons • Stream straightener 		

45801	80.80		Garden tub valve body	6	3.24
			<ul style="list-style-type: none"> • Accommodates up to 1.5" deck thickness • Braided stainless steel connections to valve body • Accommodates installations from 8"-16" on center • 1/2" IPS connections 		



Tub/Shower Trim & Valves

CORNERSTONE® VOLUME CONTROL TRIM



MODEL NO.	LIST PRICE	FINISH	DESCRIPTION	CASE QTY.	WT. EA. LBS.
40311V	50.35	Chrome	Trim - Valve-only lever-handle trim	12	2.51
40311VBN	90.65	Brushed Nickel	kit for use with Pressure-balancing volume control valves	12	2.30
			<ul style="list-style-type: none"> • 2.5 gpm • Includes escutcheon, head, arm and flange, zinc slip fit tub spout 		

CORNERSTONE® WATER-SAVING VOLUME CONTROL TRIM






MODEL NO.	LIST PRICE	FINISH	DESCRIPTION	CASE QTY.	WT. EA. LBS.
40311VGR	60.70	Chrome	Trim - Tub/Shower lever-handle trim	12	2.60
40311VBNGR	109.25	Brushed Nickel	kit for use with Pressure-balancing volume control valves	12	2.60
			<ul style="list-style-type: none"> • 1.75 gpm (6.65 lpm) • Includes escutcheon, head, arm and flange, zinc slip fit tub spout • Water-saving showerhead 		







Tub/Shower Trim & Valves

VOLUME CONTROL VALVES

MODEL NO.	LIST PRICE	FINISH	DESCRIPTION	CASE QTY.	WT. EA. LBS.
45511	99.10		 Tub/Shower valve – Pressure-balancing in-wall valve with temperature limit stop <ul style="list-style-type: none"> • Combination 1/2" male IPS/CC connections • Ceramic disc cartridge • With shut-off stops and check valves • Temperature control with flow control 	12	2.78
45513	112.85		 Tub/Shower valve – Pressure-balancing in-wall valve without shut-off stop <ul style="list-style-type: none"> • This item must be purchased in case quantity • Inlets – 1/2" PEX adapters, 90° elbow, pointing down • Shower outlet – 1/2" PEX adapter, straight • Tub outlet – 8" x 7" copper tube • Ceramic disc cartridge • Temperature control with flow control 	12	3.24
45514	108.20		 Shower valve – Pressure-balancing in-wall valve without shut-off stop <ul style="list-style-type: none"> • This item must be purchased in case quantity of 12 • Inlets – 1/2" PEX adapters, 90° elbow, pointing down • Shower outlet – 1/2" PEX adapter, straight • Tub outlet – brass plug • Ceramic disc cartridge • Temperature control with flow control 	12	2.79

Tub/Shower Trim & Valves

CORNERSTONE® CYCLING TRIM

	MODEL NO.	LIST PRICE		DESCRIPTION	CASE QTY.	WT. EA. LBS.
	40316C	25.05	Chrome	Trim – Valve-only lever-handle trim kit	12	1.30
	40316CBN	45.10	Brushed Nickel	for use with Pressure-balancing cycling valves	12	0.95
				• Includes escutcheon, handle, cycling escutcheon markings		
	40315C	34.00	Chrome	Trim – Shower-only lever-handle trim	12	1.52
	40315CBN	68.00	Brushed Nickel	kit for use with Pressure-balancing cycling valves	12	1.48
				• 2.5 gpm		
				• Includes escutcheon, handle, head, arm and flange		
	40311C	50.35	Chrome	Trim – Tub/Shower lever-handle trim	12	2.58
	40311CBN	90.65	Brushed Nickel	kit for use with Pressure-balancing cycling valves	12	2.10
				• 2.5 gpm		
				• Includes escutcheon, head, arm and flange, zinc slip fit tub spout		
	40314C	50.35	Chrome	Trim – Tub/Shower lever-handle trim	12	2.44
				kit for use with Pressure-balancing cycling valves		
				• 2.5 gpm		
				• Includes escutcheon, head, arm and flange, zinc IPS tub spout		

Tub/Shower Trim & Valves

CORNERSTONE® WATER-SAVING CYCLING TRIM



MODEL NO.	LIST PRICE	FINISH	DESCRIPTION	CASE QTY.	WT. EA. LBS.
40315CGR	46.80	Chrome	Trim – Shower-only lever-handle trim	12	1.74
40315CBNGR	84.20	Brushed Nickel	kit for use with Pressure-balancing cycling valves	12	1.75
			<ul style="list-style-type: none"> • 1.75 gpm (6.65 lpm) • Includes escutcheon, handle, head, arm and flange • Single handle • Water-saving showerhead 		



40311CGR	59.10	Chrome	Trim – Tub/Shower lever-handle trim	12	2.60
40311CBNGR	106.30	Brushed Nickel	kit for use with Pressure-balancing cycling valves	12	2.60
			<ul style="list-style-type: none"> • 1.75 gpm (6.65 lpm) • Includes escutcheon, head, arm and flange, zinc slip fit tub spout • Water-saving showerhead 		



Tub/Shower Trim & Valves

CYCLING VALVES

	MODEL NO.	LIST PRICE		DESCRIPTION	CASE QTY.	WT. EA. LBS.
	45311	86.55	Male IPS/CC	Tub/Shower valve – Pressure-balancing	12	2.79
	45317	86.55	Female IPS	in-wall cycling valve with temperature limit stop	12	2.69
				<ul style="list-style-type: none"> • 1/2" connections • Point-of-use reversibility • Ceramic disc cartridge • With shut-off stops and check valves 		
	45312	76.55	Male IPS/CC	Tub/Shower valve – Pressure-balancing	12	1.58
	45318	76.55	Female IPS	in-wall cycling valve without temperature limit stop	12	2.25
				<ul style="list-style-type: none"> • 1/2" connections • Point-of-use reversibility • Ceramic disc cartridge • With check valves 		
	45313	106.20		Tub/Shower valve – Pressure-balancing in-wall cycling valve without shut-off stop	12	3.07
				<ul style="list-style-type: none"> • This item must be purchased in case quantity • Inlets – 1/2" PEX adapters, 90° elbow, pointing down • Shower outlet – 1/2" PEX adapter, straight • Tub outlet – 8" x 7" copper tube • Ceramic disc cartridge • Temperature control with flow control 		
	45319	102.40		Tub/Shower valve – Pressure-balancing in-wall cycling valve without stop	6	2.77
				<ul style="list-style-type: none"> • This item must be purchased in case quantity of 6 • Inlets – 1/2" PEX adapters, 90° elbow, pointing down • Shower outlet – 1/2" PEX adapter, straight • Ceramic disc cartridge 		
	45320	111.95		Tub/Shower valve – Pressure-balancing in-wall cycling valve with stop	6	3.00
				<ul style="list-style-type: none"> • Inlets – 1/2" PEX adapters, 90° elbow, pointing down • Shower outlet – 1/2" PEX adapter, straight • Ceramic disc cartridge 		
	45321	101.00		Tub/Shower valve – Pressure-balancing in-wall cycling valve with temperature limit stop	6	3.53
				<ul style="list-style-type: none"> • 1/2" CPVC inlet connections • Point-of-use reversibility • Ceramic disc cartridge • With shut-off stops and check valves 		

Flagstone®



Classic style backed with a one-year warranty.

A classic look available in single-handle styles.



Chrome

ONE-YEAR **1** LIMITED WARRANTY

Delivering Real Value.



A Moen Incorporated Brand





Kitchen Faucets

SINGLE-HANDLE

	MODEL NO.	LIST PRICE	FINISH	DESCRIPTION	CASE QTY.	WT. EA. LBS.
	CA47511	63.85	Chrome	Single-handle kitchen <ul style="list-style-type: none"> • 1.5 gpm • Lever handle • 3-hole application • 1/2" IPS connections 	6	4.10
	CA47513	77.30	Chrome	Single-handle kitchen with white side spray <ul style="list-style-type: none"> • 1.5 gpm • Lever handle • 4-hole application • 1/2" IPS connections • Quick-connect side spray installation 	6	5.06

Bath Faucets

SINGLE-HANDLE

	MODEL NO.	LIST PRICE	FINISH	DESCRIPTION	CASE QTY.	WT. EA. LBS.
 	CA47711L	64.10	Chrome	Single-handle centerset lav <ul style="list-style-type: none"> • 1.5 gpm • Lever handle • 50/50 waste assembly • 3-hole application • 1/2" IPS connections 	6	3.23
 	CA47713L	55.05	Chrome	Single-handle centerset lav <ul style="list-style-type: none"> • 1.5 gpm • Lever handle • No waste assembly • Lift rod hole • 3-hole application • 1/2" IPS connections 	6	1.04

Valves & Trim

Valve

- High-quality ceramic disc technology
- Self-contained Pressure-balancing spool is upstream of the water shutoff, minimizing sticking
- Cycling cartridge is perfect for point-of-use reversibility and back-to-back installations
- Upgrade from cycling to volume control without replacing the valve. Either cartridge fits into the valve body
- Multiple built-in plumbing connection options available
- Optional IPS and CC connections in the same valve



Pressure-Balancing

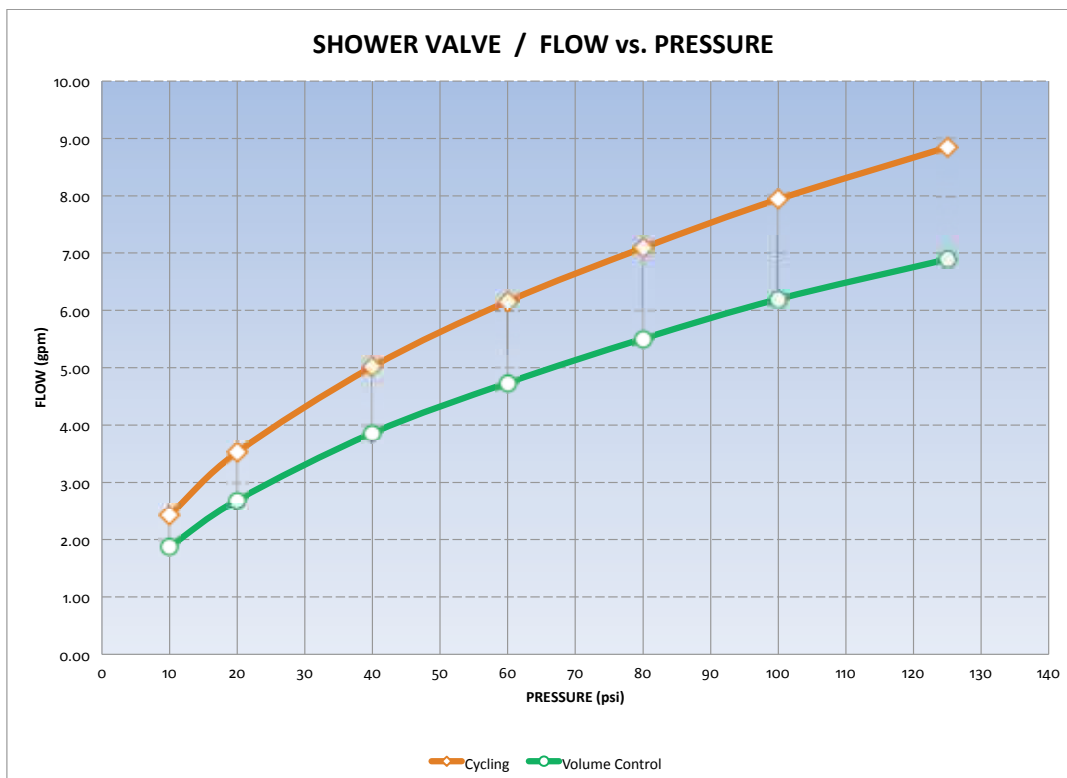
No more drastic temperature changes in the shower when the toilet flushes. CFG Pressure-balancing in-wall valves adjust automatically to changes in water line pressure to keep shower temperature constant and comfortable. Water temperature remains within $\pm 3.6^{\circ}\text{F}$ of the set temperature, despite demand elsewhere in the system.

CFG Valves Feature

- Cycling valves feature point-of-use reversibility—great for back-to-back multi-family applications
- Ceramic disc technology for reliability and easy maintenance
- Temperature limit stop
- Thin profile for a variety of wall applications—fits in 2x3 stud walls
- Ten-year limited warranty
- Tub/Shower trim kits, shower-only trim kits and valve-only trim kits available separately
- Prefabricated valves with PEX and CPVC available. Use to eliminate sweating!

CFG Tub and Shower Trims









- Are ADA-compliant
- Feature stainless steel construction and interior/exterior gaskets and weep hole
- Red and blue molded in color, heat-staked temperature indicators that withstand harsh abrasives






Shower Valves At-A-Glance

All CFG shower valves feature Pressure-balancing ceramic disc cartridges with temperature limit stops.

Cycling Valves (with back-to-back installation capability)

				
MODEL NO.	45311	45312	45317	45318
Inlet Connection Type	Male IPS/CC	Male IPS/CC	Female IPS	Female IPS
Shutoff Stop?	Yes	No	Yes	No
				
MODEL NO.	45319	45313	45320	45321
Inlet Connection Type	PEX	PEX	PEX	CPVC
Shutoff Stop?	No	No	Yes	Yes
Tub Outlet	NA	8" x 7" Copper Tube	NA	NA

Volume Control Valves

		
MODEL NO.	45511	45514
Inlet Connection Type	Male IPS/CC	PEX
Shutoff Stop?	Yes	No
Tub Outlet	1/2" Male IPS/CC	Brass Plug
		
MODEL NO.	45513	
Inlet Connection Type	PEX	
Shutoff Stop?	No	
Tub Outlet	8" x 7" Copper Tube	

Service Parts & Accessories



Delivering Real Value.



A Moen Incorporated Brand


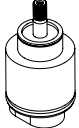
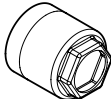
Service Parts

REPLACEMENT CARTRIDGES

	MODEL NO.	LIST PRICE	DESCRIPTION	CASE QTY.	WT. EA. LBS.
	40002	13.90	Ceramic disc cartridge, used in single-handle kitchen and bath products <ul style="list-style-type: none"> • 35mm • Bagged 	50	0.12
	40104	16.15	Ceramic disc cartridge, used in single-handle kitchen and bath products <ul style="list-style-type: none"> • 35mm • Temperature limit stop • Bagged 	50	0.13
	40017	16.65	Ceramic disc for non-pressure-balancing tub/shower <ul style="list-style-type: none"> • 40mm • Bagged 	50	0.12
	40068	43.00	Volume control ceramic disc cartridge for Pressure-balancing tub/shower <ul style="list-style-type: none"> • Integrated Pressure-balancing spool • 40mm • Bagged • Includes cartridge nut 	50	0.24
	40069	36.05	Cycling ceramic disc cartridge for Pressure-balancing tub/shower <ul style="list-style-type: none"> • Integrated Pressure-balancing spool • 40mm • Bagged • Includes cartridge nut 	50	0.28
	40008	11.15	Ceramic disc cartridge – Two-handle (hot-red) <ul style="list-style-type: none"> • 28mm • Bagged 	50	0.08
	40009	11.15	Ceramic disc cartridge – Two-handle (cold-blue) <ul style="list-style-type: none"> • 28mm • Bagged 	50	0.69

Service Parts

REPLACEMENT CARTRIDGES

	MODEL NO.	LIST PRICE	—	DESCRIPTION	CASE QTY.	WT. EA. LBS.
	40101	5.20		Tub/Shower cartridge nut kit	50	0.10
	44069	33.25	—	Cartridge	20	.420
	162203	12.05	—	Cartridge cap and nut kit	12	0.26





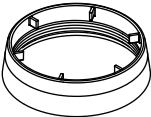
Service Parts

REPLACEMENT HANDLES & INSERTS – BAYSTONE®

	MODEL NO.	LIST PRICE	FINISH	DESCRIPTION	CASE QTY.	WT. EA. LBS.
	42000	17.70	Chrome	Handle assembly – Single-handle lav	6	.610
	42000BN	26.50	Brushed Nickel	• Includes 1 lever handle, 1 red/blue plug button, 1 set screw	6	.600
	42013	17.70	Chrome	Handle assembly – Single-handle kitchen	6	.700
	42013CSL	26.50	Classic Stainless	• Includes 1 lever handle, 1 red/blue plug button, 1 set screw	6	.700
	42022	8.10	Chrome	Handle escutcheon kit	12	.250
	42022BN	12.55	Brushed Nickel	• Includes handle escutcheon and gasket	12	.250
	42081	17.70	Chrome	Handle assembly – Single-handle pull-down	6	.580
	42081CSL	26.50	Classic Stainless	• Includes 1 lever handle, 1 red/blue plug button, 1 set screw	6	.600
	42084	6.65	Chrome	Handle cap replacement kit	50	.018
	42084BN	10.20	Brushed Nickel	• Two-handle centerset faucets • Includes handle cap, 1 red color ring, 1 blue color ring, 1 screw	50	.005
	42085	21.90	Chrome	Handle replacement kit	6	.167
	42085BN	33.75	Brushed Nickel	• Two-handle faucets • Includes handle, cap, 1 red color ring, 1 blue color ring, 1 screw	6	.600









Service Parts

REPLACEMENT HANDLES & INSERTS – BAYSTONE®

	MODEL NO.	LIST PRICE	FINISH	DESCRIPTION	CASE QTY.	WT. EA. LBS.
	42005	2.95	Chrome	Plug button – Single-handle lav	50	.010
	42005BN	4.15	Brushed Nickel	• For lift rod hole	50	.010
	42006	4.25	Chrome	Plug button – Two-handle lav	50	.010
	42006BN	5.40	Brushed Nickel	• For lift rod hole	50	.002
	42090	33.50	Chrome	Handle replacement kit for tub/shower	12	.540
	42090BN	51.50	Brushed Nickel	• Includes lever handle and set screw	12	.540
	42091	21.90	Chrome	Handle replacement kit for garden tub	6	.167
	42091BN	33.75	Brushed Nickel	and widespread • Includes handle, cap, 1 red color ring, 1 blue color ring, 1 screw	6	.600
	42094	4.15	Chrome	Handle dome replacement kit for	12	.120
	42094CSL	6.45	Classic Stainless	kitchen faucets	12	.160








Service Parts

REPLACEMENT HANDLES & INSERTS – CAPSTONE®

	MODEL NO.	LIST PRICE	FINISH	DESCRIPTION	CASE QTY.	WT. EA. LBS.
	40022	8.25	Chrome	Garden tub handle escutcheon kit	144	0.11
	40022BN	12.55	Brushed Nickel	• Includes handle escutcheon	144	0.12
	40022OWB	15.05	Old World Bronze	and O-ring	144	0.25
	40081	26.40	Chrome	Single-handle kitchen assembly	48	0.56
	40081SL	40.70	Stainless	• Lever handle	48	0.55
	40081OWB	47.75	Old World Bronze	• Includes handle, 1 red/blue plug button, 1 set screw	6	0.61
	40082	50.65	Chrome	Replacement wand for Capstone®	10	0.48
	40082BL	65.40	Black	pullout kitchen faucets	12	0.46
	40082SL	77.95	Stainless		10	0.33
	40082OWB	91.55	Old World Bronze		10	0.58
	40084	6.80	Chrome	Handle cap replacement kit for	100	0.01
	40084SL	10.40	Stainless	Capstone® two-handle faucets	100	.002
	40084OWB	12.40	Old World Bronze	• Includes handle cap, 1 red color ring, 1 blue color ring	50	0.01
	40052	21.50	Chrome	Handle replacement kit for Capstone®	6	0.56
	40052BN	33.20	Brushed Nickel	two-handle lav faucets	6	0.56
	40052OWB	39.80	Old World Bronze	• Includes handle and plug buttons	6	0.65
	40085	22.35	Chrome	Handle replacement kit for Capstone®	48	0.49
	40085CSL	33.75	Classic Stainless	two-handle kitchen faucets	48	0.50
	40085SL	34.50	Stainless	• Includes handle, cap, 1 red color ring, 1 blue color ring, 1 screw	6	1.21
	40085OWB	40.50	Old World Bronze		6	0.60
	40090	34.25	Chrome	Handle replacement kit for Capstone®	48	0.54
	40090BN	52.65	Brushed Nickel	shower trim kits	48	0.55
	40090OWB	61.85	Old World Bronze	• Includes handle, set screw, plug button	6	0.30
	40091	22.35	Chrome	Handle replacement kit for Capstone®	6	0.54
	40091BN	34.50	Brushed Nickel	garden tub trim kits	6	0.55
	40091OWB	41.40	Old World Bronze	• Includes handle, cap, 1 red color ring, 1 blue color ring	6	0.31

Service Parts

REPLACEMENT HANDLES & INSERTS – CORNERSTONE®




	MODEL NO.	LIST PRICE	FINISH	DESCRIPTION	CASE QTY.	WT. EA. LBS.
	40000	18.05	Chrome	Handle assembly, used in	12	0.39
	40000BN	27.10	Brushed Nickel	single-handle lav products • Includes 1 handle, 1 red/blue plug button, 1 set screw	48	0.38
	40005	5.30	—	Handle inserts, used in Cornerstone® two-handle products • 1 red temperature indicator ring, 1 blue temperature indicator ring, 1 bezel cap	100	0.01
	40006	8.00	Chrome	Handle assembly, used in all two-handle products • Includes 1 handle, 1 bezel cap, 1 handle screw, 1 red temperature indicator ring, 1 blue temperature indicator ring	12	0.20
	40013	18.05	Chrome	Handle assembly – Single-handle	12	0.45
	40013SL	27.10	Stainless	kitchen • Includes 1 handle, 1 red/blue plug button	48	0.44
	40044	19.35	Chrome	Cornerstone® Zinc Handle Kit	6	0.57
	40044BN	29.85	Brushed Nickel		6	0.51
	40044CSL	19.25	Classic Stainless		6	0.51
	40045	4.40		Cornerstone® Red/Blue Plug Kit	20	0.03
	40071	18.05	Chrome	Handle assembly – Cycling – Tub/Shower	6	0.50
	40071BN	27.75	Brushed Nickel	• Includes 1 handle and 1 handle screw, 1 chrome bezel cap, 1 red temperature indicator ring, 1 blue temperature indicator ring	48	0.50

Service Parts

REPLACEMENT HANDLES & INSERTS – CORNERSTONE®

	MODEL NO.	LIST PRICE	FINISH	DESCRIPTION	CASE QTY.	WT. EA. LBS.
	40014	6.95	Chrome	Spout cap kitchen • Used in two-handle kitchen products	25	0.30
	40015	18.05	Chrome	Handle assembly – Volume control	48	0.50
	40015BN	27.75	Brushed Nickel	tub/shower • Includes 1 red/blue plug button, 1 set screw • Used in one-handle volume control tub/shower products	48	0.46
	40038	15.30	Chrome	Handle assembly – Two-handle wing for 4" centers • Includes 1 handle and 1 handle screw, 1 chrome bezel cap, 1 red temperature and 1 blue temperature indicator ring	12	0.51
	44014	6.80	Chrome	Spout cap	25	0.30
	44014CSL	19.50	Classic Stainless	• Used in two-handle garden tub products	25	0.24
	44038	15.00	Chrome	Handle assembly – Two-handle wing for garden tub • Includes 1 handle and 1 handle screw, 1 chrome bezel cap, 1 red temperature and 1 blue temperature indicator ring	6	0.58

REPLACEMENT HANDLES & INSERTS – FLAGSTONE®

	MODEL NO.	LIST PRICE	FINISH	DESCRIPTION	CASE QTY.	WT. EA. LBS.
	47000	18.05	Chrome	Handle assembly – Single-handle kitchen • Includes 1 lever handle, 1 red/blue plug button, 1 set screw	6	0.48
	47001	18.05	Chrome	Handle assembly – Single-handle lav • Includes 1 lever handle, 1 red/blue plug button, 1 set screw.	48	0.46
	41007	40.65	Chrome	Flagstone® Spout Kit, One-handle kitchen	6	1.00

Service Parts

AERATORS & MISCELLANEOUS



MODEL NO.	LIST PRICE	FINISH	DESCRIPTION	CASE QTY.	WT. EA. LBS.
40003	4.25	Chrome	Aerator for lav products and	100	0.04
40003BN	6.65	Brushed Nickel	Baystone® single-handle kitchen	100	0.04
40003CSL	6.45	Classic Stainless	• Includes 1 male aerator • 2.2 gpm flow rate	100	0.03



40011	4.25	Chrome	Aerator for kitchen products	144	0.04
40011SL	6.65	Stainless	• Includes 1 female aerator • 2.2 gpm flow rate	144	0.04



40023	4.25	Chrome	Garden tub stream straightener	144	0.06
40023BN	6.45	Brushed Nickel	• Includes 1 male stream straightener	144	0.07
40023OWB	7.75	Old World Bronze		50	0.06



40087	12.60	Chrome	Aerator for kitchen products	50	0.10
40087SL	19.45	Stainless	• 2.2 gpm flow rate	72	0.10
40087OWB	22.85	Old World Bronze		50	0.08



41001	5.40	—	Flow-optimized check valve	25	0.02
			• For use with 40519 series • 1.75 gpm flow rate • Up to 20% water-savings		



41003	4.25	Chrome	Aerator	100	0.04
41003BN	6.65	Brushed Nickel	• Includes 1 dual thread aerator • 1.5 gpm flow rate	100	0.04










44003	4.25	Chrome	Aerator for lav products	20	0.04
44003BN	6.65	Brushed Nickel	• Includes 1 male aerator	20	0.04
44003CSL	6.00	Classic Stainless	• 1.5 gpm flow rate	20	0.08
44003OWB	7.75	Old World Bronze		20	0.04



44011	4.25	Chrome	Aerator for kitchen products	100	0.03
44011CSL	6.45	Brushed Nickel	• Includes 1 female aerator	50	0.08
44011SL	6.45	Stainless	• 1.5 gpm flow rate	100	0.04

Service Parts

AERATORS & MISCELLANEOUS

	MODEL NO.	LIST PRICE	FINISH	DESCRIPTION	CASE QTY.	WT. EA. LBS.
	40031	20.70	Black	Kitchen side spray replacement • Includes black spray handle • Hose • Hose guide • Female thread	12	0.48
	40078	20.70	White	Kitchen side spray replacement • Includes white spray handle • Hose • Hose guide • Female thread	12	0.47
	40083	38.85	Chrome	Kitchen side spray replacement	12	0.56
	40083SL	59.75	Stainless	• Includes spray handle • Hose • Hose guide • Female thread	12	0.58
	42083	38.00	Chrome	Kitchen side spray replacement	6	0.75
	42083CSL	58.45	Classic Stainless	• Includes spray handle • Hose • Hose guide • For use with quick-connect models	6	0.80
	44031	20.70	Black	Kitchen side spray replacement • Includes black spray handle • Hose • Hose guide • For use with quick-connect models	6	0.64
	44078	20.70	White	Kitchen side spray replacement • Includes white spray handle • Hose • Hose guide • For use with quick-connect models	6	0.80
	44083	38.85	Chrome	Kitchen side spray replacement	6	0.85
	44083SL	59.75	Stainless	• Includes spray handle	6	0.80
	44083CSL	55.15	Classic Stainless	• Hose	6	0.50
	44083OWB	70.10	Old World Bronze	• Hose guide • For use with quick-connect models	6	0.76






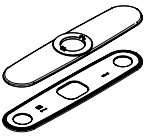



Service Parts

AERATORS & MISCELLANEOUS

	MODEL NO.	LIST PRICE	FINISH	DESCRIPTION	CASE QTY.	WT. EA. LBS.
	40024	4.75	—	O-ring set • Includes 2 O-rings • 2 bearing rings	100	0.01
	40025	12.10	Chrome	Lav drain assemblies	12	1.03
	40025BN	16.30	Brushed Nickel	• 50/50 waste assembly	12	0.94
	40025OWB	26.15	Old World Bronze	• Pop up	6	1.07
	40030	18.75	Chrome	Lav drain assemblies	12	1.30
	40030BN	26.50	Brushed Nickel	• Waste assembly, 17 gauge brass	12	1.22
	40030OWB	38.10	Old World Bronze	• Includes metal waste assembly • Pop up	6	1.33
	40037	19.60	Chrome	Lav drain assemblies • Grid strainer • 17 gauge brass • Overflow • 1-1/4" diameter	6	0.90
	40073	13.90	Chrome	Tub/Shower 1" extension kit –	6	0.41
	40073BN	21.35	Brushed Nickel	cycling valve	48	3.00
	40073OWB	25.10	Old World Bronze	• Includes 1" sleeve extension • 1" stem extension • 2 3-1/2" screws	6	0.53
	40079	4.25	—	Cycling valve handle adapter • Decreases "overcrank" • Minimize replacement costs	500	0.05
	44024	4.75	—	O-ring set • Includes 2 O-rings • 2 bearing rings	25	0.12

Service Parts

AERATORS & MISCELLANEOUS

	MODEL NO.	LIST PRICE	FINISH	DESCRIPTION	CASE QTY.	WT. EA. LBS.
	40053	15.35	Chrome	Bent Lift Rod for Capstone®	6	0.30
	40053BN	23.75	Brushed Nickel		6	0.34
	40053OWB	28.45	Old World Bronze		6	0.30
	40089	9.00	Chrome	Lift rod replacement kit for Capstone®	12	0.14
	40089BN	13.75	Brushed Nickel	lav faucets	80	0.15
	40089OWB	16.05	Old World Bronze		12	0.30
	40093	33.70	Chrome	Replacement hose for Capstone® pullout kitchen faucets • Stainless steel jacket	24	0.61
	41002	3.00	Chrome	Escutcheon screws for tub/shower trim	40	0.04
	41002BN	4.60	Brushed Nickel	• 2 2-1/2" screws	40	0.04
	41002OWB	5.40	Old World Bronze		50	0.04
	41089	8.80	Chrome	Lift rod replacement for Cornerstone®	12	0.30
	41089BN	13.40	Brushed Nickel	lav faucets	12	0.28
	42041	19.75	Chrome	Spout escutcheon	12	0.60
	42041CSL	28.85	Classic Stainless	• Includes 1-hole spout escutcheon and gasket	12	0.62
	42089	8.80	Chrome	Lift rod replacement for Baystone®	6	0.310
	42089BN	13.40	Brushed Nickel	lav faucets	6	0.116
	131381	43.30	Chrome	Replacement hose for Baystone® pulldown kitchen faucets Requires Moen Purchase Order	24	0.54
	155748	32.20	Chrome	59" hose for Capstone®	8	0.90
	155748BN	46.75	Brushed Nickel	• 3 function handheld Requires Moen Purchase Order	8	0.93

Service Parts

AERATORS & MISCELLANEOUS

	MODEL NO.	LIST PRICE	FINISH	DESCRIPTION	CASE QTY.	WT. EA. LBS.
	40056	32.00		Bracket assembly for 3 function handheld	12	0.46
	40088	11.00	Chrome	Mounting hardware for Capstone® pullout kitchen	144	0.28
	40092	11.25	Chrome	Handle sleeve for shower trim kits	48	0.20
	40092BN	17.40	Brushed Nickel	pre-dating February 2013	6	0.20
	40092OWB	20.40	Old World Bronze		6	0.26
	40913	50.25	Chrome	Installation kit	6	1.91
	40913BN	74.70	Brushed Nickel	• Remodel cover plate	6	1.85
	40913OWB	89.70	Old World Bronze	• Outside dimension 13-1/4" x 7-1/4" • Diameter of opening 5-1/2"	6	2.06
	42010	9.35	—	Two-handle (below the deck) installation hardware	25	0.32
				• 4 mounting nuts		
				• 2 washers		
				• 2 mounting clips		
				• 2 brass cone union nuts		
	42088	4.15	—	Spout (below the deck) installation hardware for widespread lav	25	0.15
				• 1 washer, 1 nut		
	162204	11.40	Chrome	Handle sleeve for shower trim kits	12	0.16
	162204BN	17.25	Brushed Nickel	post February 2013	6	0.20
	162204OWB	20.70	Old World Bronze		6	0.10
	44094	11.55	Chrome	Cartridge sleeve	12	0.38
				• Fits all shower valves		

Service Parts

AERATORS & MISCELLANEOUS

	MODEL NO.	LIST PRICE	FINISH	DESCRIPTION	CASE QTY.	WT. EA. LBS.
	40001	4.55	—	One-handle hardware • Includes 1 red/blue plug button, 1 handle set screw • Used in all single-handle products	100	0.01
	40004	6.95	Chrome	One-handle (below the deck) installation hardware • Includes 2 mounting studs, 2 clamps, 2 spacers, 2 hex nuts • Used in single-handle products	100	0.21
	40010	5.50	Chrome	Two-handle (below the deck) installation hardware • 2 mounting nuts • 2 hex nuts	50	0.60
	40020	10.40	—	Installation kit Garden tub mounting hardware • Includes 4 washers • 2 locking nuts • 2 brass cone union nuts • 3 nuts	72	0.38
	40041	8.80	Chrome	Aerator kit	20	.110
	40041CSL	12.75	Classic Stainless		20	.110
	40041SL	12.75	Stainless		20	0.11
	40041OWB	14.05	Old World Bronze		20	0.10
	40106	12.25	—	Cartridge installation tool • Works on shower valves and single-handle kitchen faucets	50	0.40
	140998	10.40	—	Cartridge nut service kit • Composite cartridge nut • For use on select single-handle faucets using 35mm cartridges – check the model parts page Requires Moen Purchase Order	20	0.10

Service Parts

MISCELLANEOUS

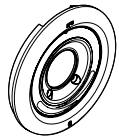
	MODEL NO.	LIST PRICE	FINISH	DESCRIPTION	CASE QTY.	WT. EA. LBS.
	40043	25.60	Chrome	Wand kit	10	0.58
	40043CSL	33.75	Classic Stainless		10	0.34
	40601	14.45	Chrome	Drain Assembly	50	.458
	41004	7.00	—	Diverter Kit	20	.120
	42040	17.70	Chrome	Baystone® Spout escutcheon	12	0.37
	42040CSL	26.50	Classic Stainless		12	0.35
	44079	5.40	—	Handle adapter	12	0.15
	44080	6.45	—	Check valve kit	20	0.13
	162202	15.00	—	Check valve kit	12	.150
	162205	13.90	Chrome	1" extension kit	12	0.22
	162205BN	20.90	Brushed Nickel		12	.210
	162205OWB	25.10	Old World Bronze		12	0.22
	40094	6.80	Chrome	Dome Kit	48	.110

Service Parts

ESCUTCHEON KITS (PRE-2013)



MODEL NO.	LIST PRICE	FINISH	DESCRIPTION	CASE QTY.	WT. EA. LBS.
168145	18.70	Chrome	Capstone® escutcheon kit, cycling	12	0.49
168145BN	29.65	Brushed Nickel		12	0.52
168145OWB	31.45	Old World Bronze		12	0.53



168146	18.70	Chrome	Capstone® escutcheon kit,	12	0.49
168146BN	29.65	Brushed Nickel	volume control	12	0.50
168146OWB	31.45	Old World Bronze		12	0.44



42068	19.75	Chrome	Baystone® and Cornerstone®	12	0.55
42068BN	26.25	Brushed Nickel	escutcheon kit, volume control,	12	0.47

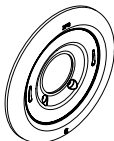


42069	20.20	Chrome	Baystone® and Cornerstone®	12	0.47
42069BN	26.25	Brushed Nickel	escutcheon kit, cycling	12	0.47

ESCUTCHEON KITS (POST 2013)



168147	21.90	Chrome	Capstone® and Edgestone™	12	0.49
168147BN	30.50	Brushed Nickel	escutcheon kit, cycling	12	0.54
168147OWB	33.55	Old World Bronze		12	0.48



168189	21.90	Chrome	Capstone® escutcheon kit, cycling	12	0.47
168189BN	30.50	Brushed Nickel		12	0.47
168189OWB	31.65	Old World Bronze		12	0.51



168190	22.95	Chrome	Baystone® and Cornerstone®	12	0.40
168190BN	31.55	Brushed Nickel	escutcheon kit, cycling	12	0.40




168191	22.95	Chrome	Baystone® and Cornerstone®	12	0.47
168191BN	31.55	Brushed Nickel	escutcheon kit, volume control	12	0.47

Service Parts


REPLACEMENT SPOUTS – BAYSTONE®



MODEL NO.	LIST PRICE	FINISH	DESCRIPTION	CASE QTY.	WT. EA. LBS.
42039	40.65	Chrome	Kitchen spout assembly	6	1.15
42039CSL	60.95	Classic Stainless	<ul style="list-style-type: none"> • For single-handle kitchen faucets • 2 O-rings • 2 bearing rings 	6	1.20




42082	25.60	Chrome	Replacement wand for pulldown kitchen faucet	6	0.31
42082CSL	33.75	Classic Stainless		6	0.38




42086	27.30	Chrome	Spout assembly – Pulldown kitchen	6	1.30
42086CSL	42.05	Classic Stainless		6	1.35

REPLACEMENT SPOUTS – CAPSTONE®



MODEL NO.	LIST PRICE	FINISH	DESCRIPTION	CASE QTY.	WT. EA. LBS.
40049	31.40	Chrome	Capstone® plastic spout hub	12	0.14
40049BN	48.40	Brushed Nickel		12	0.17
40049OWB	58.05	Old World Bronze		12	0.18







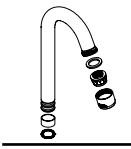
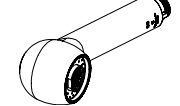



40086	27.90	Chrome	Replacement spout assembly for Capstone®	12	0.61
40086SL	42.05	Stainless		12	0.70
40086CSL	42.05	Classic Stainless	• Two-handle kitchen faucets	6	.720
40086OWB	50.35	Old World Bronze		6	0.70



142052BN	43.30	Brushed Nickel	Spout	8	0.42
142052OWB	51.80	Old World Bronze	Spout	8	0.57

Service Parts

REPLACEMENT SPOUTS







	MODEL NO.	LIST PRICE	FINISH	DESCRIPTION	CASE QTY.	WT. EA. LBS.
	40012	41.55	Chrome	Single-handle Cornerstone®	6	0.83
	40012SL	57.50	Stainless	spout kit (shorter hub) • Fits 40511, 40512 • Includes 1 9" spout • 2 O-rings • 2 bearing rings	12	0.78
	40033	39.20	Chrome	Bar spout assembly • Includes 1 spout • Nut • O-ring • Retaining ring • Aerator	6	0.40
	40034	37.15	Chrome	Laundry spout assembly • Includes 1 9" spout • Nut • O-ring • Retaining ring	24	0.50
	40039	41.55	Chrome	Single-handle Cornerstone®	6	1.20
	40039SL	60.95	Stainless	spout kit (taller hub) • Fits CA40511, CA40512, 40513, 40514, 40515	6	1.18
	40040	38.45	Chrome	Spout kit	6	.440
	40042	49.55	Chrome	Pullout spout	10	.110
	40042SL	76.25	Stainless	Pullout wand assembly	10	0.48
	40042OWB	91.55	Old World Bronze		10	0.58
	44012	41.55	Chrome	Two-handle Cornerstone® spout kit	6	0.80
	44012CSL	62.70	Classic Stainless	• Fits 40611, 40613 • 2 O-rings • 2 bearing rings	6	0.78
	44039	40.65	Chrome	Kitchen spout assembly • Single-handle Flagstone® kitchen faucets	6	0.75
	44044	41.55	Chrome	Spout Kit, One-handle kitchen	6	0.75

No-Head Options

SHOWERING TRIM - CORNERSTONE®/CAPSTONE®

	MODEL NO.	LIST PRICE	FINISH	DESCRIPTION	CASE QTY.	WT. EA. LBS.
	40311NHC	40.00	Chrome	Cornerstone® tub/shower cycling trim, showerhead not included	12	2.06
	40311NHCBN	74.30	Brushed Nickel	Cornerstone® tub/shower cycling trim, showerhead not included	12	2.17
	Showerhead sold separately - see pages 66-67					
	40314NHC	40.00	Chrome	Cornerstone® tub/shower cycling trim, showerhead not included	12	1.92
	Showerhead sold separately - see pages 66-67					
	40315NHC	26.25	Chrome	Cornerstone® tub/shower cycling trim, showerhead not included	12	1.24
	Showerhead sold separately - see pages 66-67					
	T41311NHC	48.65	Chrome	Capstone® tub/shower cycling trim, showerhead not included	12	2.16
	T41311NHCBN	92.95	Brushed Nickel	Capstone® tub/shower cycling trim, showerhead not included	12	2.16
	Showerhead sold separately - see pages 66-67					

66 Accessories

	MODEL NO.	LIST PRICE	FINISH	DESCRIPTION	CASE QTY.	WT. EA. LBS.
	40018	9.45	Chrome	Showerhead	12	0.80
				<ul style="list-style-type: none"> • 2.5 gpm (9.5 lpm) • Includes 1 showerhead 		
	40055	37.20	Chrome	Capstone® handheld shower	6	0.82
	40055BN	55.40	Brushed Nickel		6	0.65
	40077	14.80	Chrome	Showerhead, arm and flange	12	0.73
	40077BN	23.35	Brushed Nickel	<ul style="list-style-type: none"> • 2.5 gpm (9.5 lpm) • Locking shower arm for thin-wall applications • For use with volume control and cycling valves 	12	0.71
	40911	15.30	Chrome	Diverter tub spout	12	0.91
	40911BN	25.20	Brushed Nickel	<ul style="list-style-type: none"> • Zinc • 5.5" slip fit • For use with volume control and cycling valves 	12	0.92
	40914	15.30	Chrome	Diverter tub spout	12	0.77
	40914BN	25.20	Brushed Nickel	<ul style="list-style-type: none"> • Zinc • 5.5" IPS • For use with volume control and cycling valves 	12	0.80
	41911	15.80	Chrome	Diverter tub spout	12	0.91
	41911BN	25.90	Brushed Nickel	• Slip fit tub spout kit	12	0.91
	41911OWB	42.20	Old World Bronze	<ul style="list-style-type: none"> • 5.5" zinc • Use with volume control and cycling valves 	12	1.21
	41916	14.35	Chrome	Showerhead, arm and flange	12	0.67
	41916BN	24.25	Brushed Nickel	• 2.5 gpm (9.5 lpm)	12	0.69
	41916OWB	27.60	Old World Bronze	<ul style="list-style-type: none"> • Includes 1 showerhead, arm, flange • For use with volume control and cycling valves 	12	0.84

Accessories

BAYSTONE®



MODEL NO.	LIST PRICE	FINISH	DESCRIPTION	CASE QTY.	WT. EA. LBS.
43018	19.45	Chrome	Showerhead	12	0.47
43018BN	33.85	Brushed Nickel	<ul style="list-style-type: none"> • 2.5 gpm (9.5 lpm) • Single spray pattern • Matching finish spray face • 1/2" IPS connection 	12	0.48



43018GR	19.45	Chrome	Baystone® Showerhead	12	0.38
43018BNGR	33.85	Brushed Nickel	<ul style="list-style-type: none"> • 1.75 gpm (6.65 lpm) • Water-saving showerhead • 1/2" IPS connections 	12	0.36



43916	23.90	Chrome	Showerhead, arm and flange	12	0.76
43916BN	41.45	Brushed Nickel	<ul style="list-style-type: none"> • 2.5 gpm (9.5 lpm) • Single spray pattern • Matching finish spray face • 1/2" IPS connection 	12	0.77

CORNERSTONE®



MODEL NO.	LIST PRICE	FINISH	DESCRIPTION	CASE QTY.	WT. EA. LBS.
42018GR	18.90	Chrome	Showerhead	12	0.48
42018BNGR	34.00	Brushed Nickel	<ul style="list-style-type: none"> • 1.75 gpm (6.65 lpm) 	12	0.46
420180WBGR	39.20	Old World Bronze	<ul style="list-style-type: none"> • Water-saving showerhead • 1/2" IPS connections 	12	0.62



42018GR15	18.90	Chrome	Cornerstone® Showerhead	12	0.50
42018GR15BN	34.00	Brushed Nickel	<ul style="list-style-type: none"> • 1.5 gpm (5.7 lpm) 	12	0.42
42018GR150WB	39.60	Old World Bronze	<ul style="list-style-type: none"> • Water-saving showerhead • 1/2" IPS connections 	12	0.42



42916GR	23.20	Chrome	Showerhead, arm and flange	12	0.74
42916BNGR	41.70	Brushed Nickel	<ul style="list-style-type: none"> • 1.75 gpm (6.65 lpm) 	12	0.74
429160WBGR	48.05	Old World Bronze	<ul style="list-style-type: none"> • Water-saving showerhead • 6" shower arm • Includes flange • 1/2" IPS connections 	12	0.97

EDGESTONE™



MODEL NO.	LIST PRICE	FINISH	DESCRIPTION	CASE QTY.	WT. EA. LBS.
NEW! 46401GR	20.50	Chrome	Showerhead	12	.500
NEW! 46401BNGR	34.35	Brushed Nickel	<ul style="list-style-type: none"> • 1.75 gpm (6.65 lpm) 	12	.500

Suggested List Price



Delivering Real Value.



A Moen Incorporated Brand

Cleveland Faucet Group

Suggested List Prices

Model	Page No.	List Price Each	UPC Code	Case Qty.
131381	58	43.30	026508172612	24
140998	60	10.40	026508172672	20
142052BN	63	43.30	810475003877	8
142052OWB	63	51.80	810475003884	8
155748	58	32.20	026508221433	8
155748BN	58	46.75	026508221440	8
162202	61	15.00	810475003617	12
162203	49	12.05	810475003624	12
162204	59	11.40	810475003631	12
162204BN	59	17.25	810475005260	6
162204OWB	59	20.70	810475005277	6
162205	61	13.90	810475003648	12
162205BN	61	20.90	810475005017	12
162205OWB	61	25.10	810475005024	12
168145	62	18.70	810475005109	12
168145BN	62	29.65	810475005116	12
168145OWB	62	31.45	810475005123	12
168146	62	18.70	810475005130	12
168146BN	62	29.65	810475005147	12
168146OWB	62	31.45	810475005154	12
168147	62	21.90	810475005161	12
168147BN	62	30.50	810475005178	12
168147OWB	62	33.55	810475005185	12
168189	62	21.90	810475005192	12
168189BN	62	30.50	810475005208	12
168189OWB	62	31.65	810475005215	12
168190	62	22.95	810475005222	12
168190BN	62	31.55	810475005239	12
168191	62	22.95	810475005246	12
168191BN	62	31.55	810475005253	12
40000	53	18.05	810475004737	12
40000BN	53	27.10	810475000692	48
40001	60	4.55	810475004744	100
40002	48	13.90	810475004751	50
40003	55	4.25	810475004768	100
40003BN	55	6.65	810475000432	100
40003CSL	55	6.45	810475003037	100
40004	60	6.95	810475004775	100

Model	Page No.	List Price Each	UPC Code	Case Qty.
40005	53	5.30	810475004782	100
40006	53	8.00	810475004799	36
40008	48	11.15	810475004812	50
40009	48	11.15	810475004829	50
40010	60	5.50	810475004836	50
40011	55	4.25	810475004843	144
40011SL	55	6.65	810475000708	144
40012	64	41.55	810475004850	6
40012SL	64	57.50	810475000715	12
40013	53	18.05	810475004867	12
40013SL	53	27.10	810475000722	48
40014	54	6.95	810475004874	25
40015	54	18.05	810475004881	48
40015BN	54	27.75	810475000845	48
40017	48	16.65	810475004904	50
40018	66	9.45	810475004911	12
40020	60	10.40	810475004935	72
40022	52	8.25	810475004959	144
40022BN	52	12.55	810475000401	144
40022OWB	52	15.05	810475001835	25
40023	55	4.25	810475004966	144
40023BN	55	6.45	810475000418	144
40023OWB	55	7.75	810475001842	50
40024	57	4.75	810475004973	400
40025	57	12.10	810475004980	18
40025BN	57	16.30	810475000371	12
40025OWB	57	26.15	810475001859	6
40030	57	18.75	810475004638	12
40030BN	57	26.50	810475000760	12
40030OWB	57	38.10	810475001866	6
40031	56	20.70	810475004652	12
40033	64	39.20	810475004676	6
40034	64	37.15	810475004683	6
40037	57	19.60	810475005734	6
40038	54	15.30	810475005789	12
40039	64	41.55	810475000739	6
40039SL	64	60.95	810475000746	6
40040	64	38.45	810475003518	6

Cleveland Faucet Group

Suggested List Prices

Model	Page No.	List Price Each	UPC Code	Case Qty.	Model	Page No.	List Price Each	UPC Code	Case Qty.
40041	60	8.80	810475003525	20	40081OWB	52	47.75	810475001880	6
40041CSL	60	12.75	810475005352	20	40081SL	52	40.70	810475000456	48
40041OWB	60	14.05	810475003532	20	40082	52	50.65	810475000265	10
40041SL	60	12.75	810475003549	20	40082BL	52	65.40	810475000463	12
40042	64	49.55	810475003556	10	40082OWB	52	91.55	810475001897	10
40042OWB	64	91.55	810475003563	10	40082SL	52	77.95	810475000470	10
40042SL	64	76.25	810475003570	10	40083	56	38.85	810475000272	12
40043	61	25.60	810475003587	10	40083SL	56	59.75	810475000487	12
40043CSL	61	33.75	810475003594	10	40084	52	6.80	810475000289	100
40044	53	19.35	810475003891	6	40084OWB	52	12.40	810475001903	50
40044BN	53	29.85	810475003907	6	40084SL	52	10.40	810475000494	100
40044CSL	53	19.25	810475003914	6	40085	52	22.35	810475000296	48
40045	53	4.40	810475003921	20	40085CSL	52	33.75	810475005321	6
40049	63	31.40	810475003938	12	40085OWB	52	40.50	810475001910	6
40049BN	63	48.40	810475003945	12	40085SL	52	34.50	810475000500	48
40049OWB	63	58.05	810475003952	12	40086	63	27.90	810475000302	12
40052	52	21.50	810475003969	6	40086CSL	63	42.05	810475005338	6
40052BN	52	33.20	810475003976	6	40086OWB	63	50.35	810475001927	6
40052OWB	52	39.80	810475003983	6	40086SL	63	42.05	810475000517	12
40053	58	15.35	810475003990	6	40087	55	12.60	810475000319	50
40053BN	58	23.75	810475004195	6	40087OWB	55	22.85	810475001934	50
40053OWB	58	28.45	810475004263	6	40087SL	55	19.45	810475000524	72
40055	66	37.20	810475005291	6	40088	59	11.00	810475000326	144
40055BN	66	55.40	810475005307	6	40089	58	9.00	810475000333	12
40056	59	32.00	810475005314	12	40089BN	58	13.75	810475000388	12
40068	48	43.00	810475005642	50	40089OWB	58	16.05	810475001941	12
40069	48	36.05	810475005659	50	40090	52	34.25	810475000340	48
40071	53	18.05	810475005901	6	40090BN	52	52.65	810475000449	48
40071BN	53	27.75	810475000852	48	40090OWB	52	61.85	810475001958	6
40073	57	13.90	810475005802	6	40091	52	22.35	810475000357	6
40073BN	57	21.35	810475000869	48	40091BN	52	34.50	810475000395	6
40073OWB	57	25.10	810475001873	6	40091OWB	52	41.40	810475001965	6
40077	66	14.80	810475005673	12	40092	59	11.25	810475000364	48
40077BN	66	23.35	810475000883	12	40092BN	59	17.40	810475000425	6
40078	56	20.70	810475005864	12	40092OWB	59	20.40	810475001972	6
40079	57	4.25	810475000012	500	40093	58	33.70	810475000531	24
40081	52	26.40	810475000258	6	40094	61	\$6.80	810475000548	48

Cleveland Faucet Group

Suggested List Prices

Model	Page No.	List Price Each	UPC Code	Case Qty.	Model	Page No.	List Price Each	UPC Code	Case Qty.
40101	49	5.20	810475003273	50	40618CSL	32	130.80	810475003723	6
40104	48	16.15	810475003440	50	40619	32	107.60	810475005994	6
40106	60	12.25	810475003457	50	40619CSL	32	142.10	810475006021	6
40120	25	105.95	810475004669	6	40812	33	56.75	810475004164	6
40120BN	25	143.10	810475004942	6	40911	66	15.30	810475004706	12
40124	25	165.30	810475004997	3	40911BN	66	25.20	810475000890	12
40124BN	25	210.95	810475005000	3	40913	59	50.25	810475004720	6
40224	36	78.80	810475003655	6	40913BN	59	74.70	810475000838	6
40224BN	36	104.00	810475003662	6	40913OWB	59	89.70	810475001620	6
40225	36	89.10	810475003679	6	40914	66	15.30	810475004645	12
40225BN	36	121.05	810475003686	6	40914BN	66	25.20	810475000906	12
40311C	40	50.35	810475005512	12	41001	55	5.40	026508190814	25
40311CBN	40	90.65	810475000777	12	41002	58	3.00	026508193020	40
40311CBNGR	41	106.30	810475000920	12	41002BN	58	4.60	026508193037	40
40311CGR	41	59.10	810475000937	12	41002OWB	58	5.40	810475001989	50
40311NHC	65	40.00	810475005710	12	41003	55	4.25	810475001675	100
40311NHCBN	65	74.30	810475005635	12	41003BN	55	6.65	810475001682	100
40311V	38	50.35	810475005505	12	41004	61	7.00	810475001828	20
40311VBN	38	90.65	810475000784	12	41007	54	40.65	810475003082	6
40311VBNGR	38	109.25	810475000944	12	41089	58	8.80	810475003105	12
40311VGR	38	60.70	810475000951	12	41089BN	58	13.40	810475003112	12
40314C	40	50.35	810475005574	12	41215	24	109.30	810475003730	6
40314NHC	65	40.00	810475005727	12	41215BN	24	143.95	810475003747	6
40315C	40	34.00	810475005598	12	41215OWB	24	167.05	810475003754	6
40315CBN	40	68.00	810475000791	12	41217	24	121.40	810475003761	6
40315CBNGR	41	84.20	810475000968	12	41217BN	24	163.75	810475003778	6
40315CGR	41	46.80	810475000975	12	41217OWB	24	194.65	810475003785	6
40315NHC	65	26.25	810475005918	12	41611CSL	22	125.95	810475005055	6
40316C	40	25.05	810475005482	12	41613CSL	22	142.10	810475005062	6
40316CBN	40	45.10	810475000814	12	41911	66	15.80	810475000135	12
40411	37	75.15	810475004522	6	41911BN	66	25.90	810475000142	12
40601	61	14.45	810475003259	6	41911OWB	66	42.20	810475001637	12
40616	32	81.35	810475003693	6	41916	66	14.35	810475000159	12
40616CSL	32	113.90	810475003709	6	41916BN	66	24.25	810475000166	12
40617	32	91.80	810475005970	6	41916OWB	66	27.60	810475001644	12
40617CSL	32	125.95	810475005987	6	42000	50	17.70	810475002047	6
40618	32	97.35	810475003716	6	42000BN	50	26.50	810475002054	6

Cleveland Faucet Group

Suggested List Prices

Model	Page No.	List Price Each	UPC Code	Case Qty.
42005	51	2.95	810475002061	50
42005BN	51	4.15	810475002078	50
42006	51	4.25	810475002085	50
42006BN	51	5.40	810475002092	50
42010	59	9.35	810475002108	25
42013	50	17.70	810475002115	6
42013CSL	50	26.50	810475002122	6
42018BNGR	67	34.00	810475001002	12
42018GR	67	18.90	810475001019	12
42018GR15	67	18.90	810475005376	12
42018GR15BN	67	34.00	810475005383	12
42018GR15OWB	67	39.60	810475005369	12
42018OWBGR	67	39.20	810475001736	12
42022	50	8.10	810475002139	12
42022BN	50	12.55	810475002146	12
42039	63	40.65	810475002153	6
42039CSL	63	60.95	810475002160	6
42040	61	17.70	810475002177	12
42040CSL	61	26.50	810475002184	12
42041	58	19.75	810475002191	12
42041CSL	58	28.85	810475002207	12
42068	62	19.75	810475002214	12
42068BN	62	26.25	810475002221	12
42069	62	20.20	810475002238	12
42069BN	62	26.25	810475002245	12
42081	50	17.70	810475002252	6
42081CSL	50	26.50	810475002269	6
42082	63	25.60	810475002276	6
42082CSL	63	33.75	810475002283	6
42083	56	38.00	810475003143	6
42083CSL	56	58.45	810475003150	6
42084	50	6.65	810475002290	50
42084BN	50	10.20	810475002306	50
42085	50	21.90	810475002313	6
42085BN	50	33.75	810475002320	6
42086	63	27.30	810475003228	6
42086CSL	63	42.05	810475003235	6

Model	Page No.	List Price Each	UPC Code	Case Qty.
42088	59	4.15	810475002337	25
42089	58	8.80	810475002344	6
42089BN	58	13.40	810475002351	6
42090	51	33.50	810475002368	12
42090BN	51	51.50	810475002375	12
42091	51	21.90	810475003013	6
42091BN	51	33.75	810475003020	6
42094	51	4.15	810475002382	12
42094CSL	51	6.45	810475002399	12
42916BNGR	67	41.70	810475001026	12
42916GR	67	23.20	810475001033	12
42916OWBGR	67	48.05	810475001743	12
43018	67	19.45	810475002627	12
43018BN	67	33.85	810475002634	12
43018BNGR	67	33.85	810475005031	12
43018GR	67	19.45	810475005048	12
43916	67	23.90	810475002641	12
43916BN	67	41.45	810475002658	12
44003	55	4.25	810475001514	20
44003BN	55	6.65	810475001521	20
44003CSL	55	6.00	810475003600	20
44003OWB	55	7.75	810475001996	50
44011	55	4.25	810475002023	100
44011CSL	55	6.45	810475004386	50
44011SL	55	6.45	810475002030	100
44012	64	41.55	810475001392	6
44012CSL	64	62.70	810475004485	6
44014	54	6.80	810475001408	25
44014CSL	54	19.50	810475004607	25
44024	57	4.75	810475001811	25
44031	56	20.70	810475001415	6
44038	54	15.00	810475002665	6
44039	64	40.65	810475001422	6
44044	64	41.55	810475001439	6
44069	49	33.25	810475001446	20
44078	56	20.70	810475001453	6
44079	61	5.40	810475001804	12

Cleveland Faucet Group

Suggested List Prices

Model	Page No.	List Price Each	UPC Code	Case Qty.
44080	61	6.45	810475001491	20
44083	56	38.85	810475001460	6
44083OWB	56	70.10	810475002009	6
44083SL	56	59.75	810475001477	6
44083CSL	56	55.15	810475003044	6
44094	59	11.55	810475001484	12
45311	10, 19, 28, 42	86.55	810475004591	12
45312	10, 19, 28, 42	76.55	810475005406	12
45313	10, 19, 28, 42	106.20	810475005567	12
45317	10, 19, 28, 42	86.55	810475006540	12
45318	10, 19, 28, 42	76.55	810475006557	12
45319	10, 19, 28, 42	102.40	810475000623	6
45320	10, 19, 28, 42	111.95	810475001538	6
45321	10, 19, 28, 42	101.00	810475001545	6
45511	26, 39, 46	99.10	810475005413	12
45513	26, 39, 46	112.85	810475005536	12
45514	26, 39, 46	108.20	810475005543	12
45801	25, 37	80.80	810475004584	6
46100	8	142.55	810475006069	6
46100BN	8	194.20	810475006083	6
46101	8	129.55	810475006090	6
46101BN	8	181.30	810475006106	6
46102	8	153.90	810475006113	6
46102BN	8	205.60	810475006120	6
46201	8	211.10	810475006137	3
46201CSL	8	295.45	810475006144	3
46301CBNGR	9	116.05	810475006151	12
46301CGR	9	62.65	810475006168	12
46302CBNGR	9	105.60	810475006175	12
46302CGR	9	50.05	810475006182	12
46401BNGR	67	34.35	810475006045	12
46401GR	67	20.50	810475006038	12
47000	54	18.05	810475007608	6
47001	54	18.05	810475007615	48
CA40210	36	69.00	810475001088	6
CA40211	36	64.00	810475001095	6
CA40213	36	51.25	810475001101	6

Model	Page No.	List Price Each	UPC Code	Case Qty.
CA40511	31	92.35	034584014504	6
CA40511SL	31	120.00	034584014511	6
CA40512	31	99.95	034584014528	6
CA40512SL	31	130.10	034584014535	6
CA40513	31	107.60	034584014542	6
CA40513B	31	107.60	034584014559	6
CA40513C	31	114.10	810475003402	6
CA40513SL	31	145.25	034584014566	6
CA40514	31	119.50	034584014573	6
CA40514C	31	126.10	810475003419	6
CA40515	31	107.60	034584014580	6
CA40515C	31	114.10	810475003426	6
CA40519	22	174.65	810475001293	6
CA40519OWB	22	275.00	810475001750	6
CA40519SL	22	229.10	810475001309	6
CA40611	32	70.55	810475001316	6
CA40613	32	81.60	810475001323	6
CA40710	35	97.40	810475001194	6
CA40711	35	93.20	810475001200	6
CA40711BN	35	119.90	810475001217	6
CA40712	35	103.45	810475001224	6
CA40712BN	35	134.50	810475001231	6
CA40717	35	79.35	810475001248	6
CA40717BN	35	103.15	810475001255	6
CA40718	35	108.80	810475001262	6
CA40719	35	90.50	810475001569	6
CA40811	33	65.85	810475001118	6
CA40813	33	71.60	810475001507	6
CA41211	24	99.20	810475001125	6
CA41211BN	24	135.25	810475001132	6
CA41211OWB	24	162.30	810475001576	6
CA41213	24	85.05	810475001149	6
CA41213BN	24	119.80	810475001156	6
CA41213OWB	24	137.00	810475001583	6
CA41611	22	91.80	810475001330	6
CA41611OWB	22	151.25	810475001590	6
CA41613	22	107.60	810475001354	6

Cleveland Faucet Group

Suggested List Prices

Model	Page No.	List Price Each	UPC Code	Case Qty.	Model	Page No.	List Price Each	UPC Code	Case Qty.
CA416130WB	23	170.55	810475001606	6	T41411	25	82.00	810475000111	6
CA42111	17	161.85	810475002672	6	T41411BN	25	132.65	810475000128	6
CA42111BN	17	219.15	810475002689	6	T414110WB	25	176.55	810475001798	6
CA42211	17	98.15	810475002696	6	T42311C	18	58.55	810475002894	12
CA42211BN	17	133.00	810475002702	6	T42311CBN	18	107.90	810475002900	12
CA42213	17	84.10	810475002719	6	T42311CBNGR	18	125.60	810475002917	12
CA42213BN	17	117.90	810475002726	6	T42311CGR	18	68.75	810475002924	12
CA42511	14	129.50	810475002733	6	T42315C	18	47.40	810475002931	12
CA42511CSL	14	170.70	810475002740	6	T42315CBN	18	98.15	810475002948	12
CA42513	14	149.80	810475002771	6	T42315CBNGR	18	115.95	810475002955	12
CA42513CSL	14	197.90	810475002788	6	T42315CGR	18	56.80	810475002962	12
CA42519	14	199.75	810475002818	3	YB4609CH	11	17.05	034584023742	50
CA42519CSL	14	262.10	810475002825	3	YB4609BN	11	19.95	034584023759	50
CA42711	16	141.35	810475002832	6	YB4603CH	11	8.10	034584023728	50
CA42711BN	16	191.55	810475002849	6	YB4603BN	11	11.50	034584023735	50
CA42712	16	152.60	810475002856	6	YB4686CH	11	16.50	034584023766	50
CA42712BN	16	202.80	810475002863	6	YB4686BN	11	20.10	034584023773	50
CA42717	16	128.45	810475002870	6	YB4698CH	11	8.95	034584023803	50
CA42717BN	16	177.85	810475002887	6	YB4698BN	11	10.55	034584023810	50
CA47511	44	63.85	034584014603	6	YB4600CH	11	13.95	034584023704	50
CA47513	44	77.30	034584014610	6	YB4600BN	11	17.10	034584023711	50
CA47711L	44	64.10	810475001279	6	YB4694CH	11	9.95	034584023780	50
CA47713L	44	55.05	810475001286	6	YB4694BN	11	11.75	034584023797	50
T41311C	27	59.25	810475000098	12					
T41311CBN	27	109.70	810475000104	12					
T41311CBNGR	27	127.65	810475001040	12					
T41311CGR	27	69.45	810475001057	12					
T41311COWB	27	145.80	810475001767	12					
T41311COWBGR	27	169.80	810475001774	12					
T41311NHC	65	48.65	810475005932	12					
T41311NHCBN	65	92.95	810475005949	12					
T41315C	27	47.10	810475000173	12					
T41315CBN	27	99.80	810475000180	12					
T41315CBNGR	27	117.85	810475001064	12					
T41315CGR	27	57.40	810475001071	12					
T41315COWB	27	132.65	810475001651	12					
T41315COWBGR	27	156.75	810475001781	12					



There's \$26.70 hidden in every unit. And it's not in the couch cushions.



According to an independent blind study, CFG® faucets cost \$26.70 less to install, maintain and repair over the life of the faucets. Unit after unit, you'll reduce your expenses, increase your NOI and grow your property value. It's like finding money where you least expect it.

See the impact on your NOI:

Estimate the savings for your property at CFGonline.com



A Moen Incorporated Brand



Delivering Real Value.

A Moen Incorporated Brand

Although descriptions are believed correct at publication approval, accuracy cannot be guaranteed.

CFG reserves the right to make product specification changes from time to time, without notice or obligation, and to change or discontinue models.

® Baystone, Capstone, CFG, Cleveland Faucet Group, Cornerstone and Flagstone are Registered Trademarks of Moen Incorporated.

™ Edgestone, Dimension and Pro-Fit are Trademarks of Moen Incorporated.

U.S. Headquarters:
Cleveland Faucet Group
25300 Al Moen Drive
North Olmsted, OH 44070-8022

Canada Headquarters:
Cleveland Faucet Group
2816 Bristol Circle, Oakville
Ontario L6H 5S7

Visit our website at CFGonline.com

1-800-BUY-MOEN

1-800-465-6130

