



Buy it for looks. Buy it for life.®

Specifications

DESCRIPTION

- Metal construction with various finishes identified by suffix
- Immersion™ Rainshower Technology channels water through a spoke design – concentrating and magnifying the natural force of your water to dramatically enhance your shower experience.

OPERATION

- Single function

FLOW

- Showerhead limited to 2.5 gpm (9.5 L/min) at 80 psi
- EP suffix models are limited to 2.0 gpm (7.6 L/min) max for products manufactured prior to June 30, 2018. EP suffix models manufactured after June 30, 2018 are limited to 1.75 gpm (6.7 L/min) max.

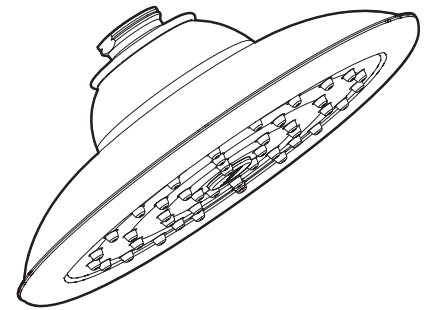
STANDARDS

- Third party certified to meet ASME A112.18.1/ CSA B125.1 and all applicable requirements referenced therein
- EP suffix models are IAPMO Green listed and third party certified to WaterSense®

WARRANTY

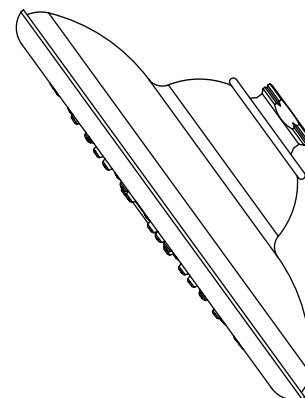
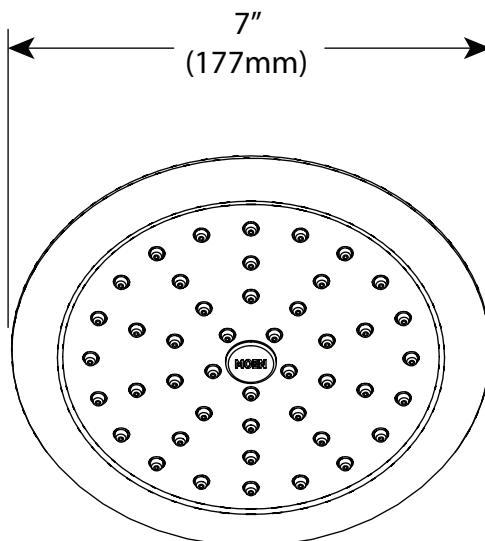

- Lifetime limited warranty against leaks, drips and finish defects to the original homeowner
- 10 year limited warranty when used in a multifamily installation
- 5 year limited warranty when used in a commercial installation

Visit www.moen.com/support for complete details and limitations



Single Function Rainfall Showerhead with Immersion™ Rainshower Technology

Models: S6310 series



CRITICAL DIMENSIONS

(DO NOT SCALE)