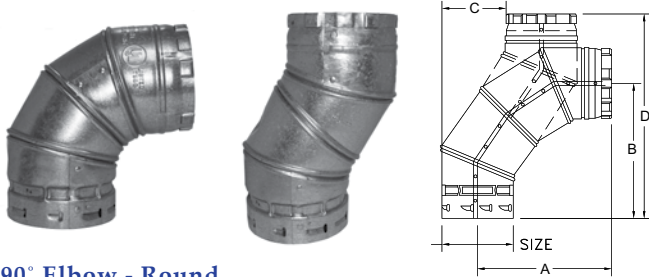




TYPE B GAS VENT ~ ROUND

ELBOWS (CONTINUED)

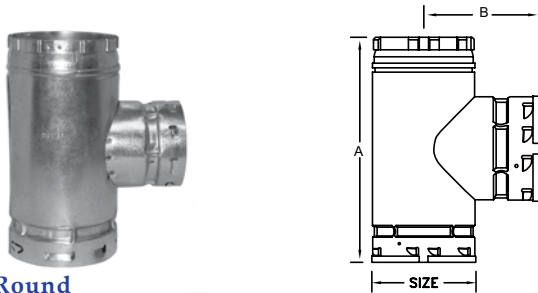


90° Elbow - Round

- Adjusts from 0° to 90° easily in order to clear rafters or ceiling joists
- Constructed of four sections for smoother bends and less resistance

PART #	SIZE	A	B	C	D
3EAL	3"	4 1/2"	5 1/4"	1 1/2"	8"
4EAL	4"	5"	5 1/2"	1 1/2"	8 3/4"
5EAL	5"	5 1/2"	6"	2 1/4"	9 1/4"
6EAL	6"	6 1/2"	7"	2 1/2"	10 1/4"
7RAL	7"	7 3/4"	8"	3"	12 1/4"
8RAL	8"	8 3/4"	9"	3 1/4"	13"

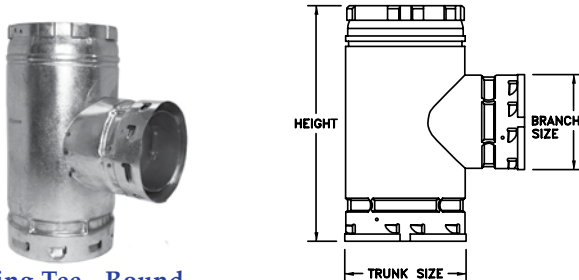
TEE COMPONENTS



Tee - Round

- Transitions a system from horizontal to vertical orientation
- Branch and trunk diameters of the standard tee are the same size
- For smaller branch sizes, use a reducing tee up to 6" size
- For larger sizes, use an increaser with a standard tee

PART #	SIZE	A	B
3ET	3"	7 1/8"	4 1/8"
4ET	4"	8 7/8"	4 5/8"
5ET	5"	10"	5 1/4"
6ET	6"	11 1/2"	5 3/4"
7RT	7"	13"	6 1/2"
8RT	8"	14"	6 7/8"
9RT	9"	15"	7 3/4"
10RT	10"	16"	8 1/16"
12RT	12"	17 9/16"	9 3/4"
14RT	14"	24"	11 3/4"
16RT	16"	26"	13"
18RT	18"	28 1/2"	14 1/4"
20RT	20"	30"	15 1/2"
22RT	22"	33"	16 3/4"
24RT	24"	36"	18"
26RT	26"	38"	19"
28RT	28"	40"	20"
30RT	30"	42"	21"



Reducing Tee - Round

- Features a branch with a smaller diameter than its trunk size, and provides a convenient connection of the furnace and water heater to a common vent

PART #	TRUNK SIZE	BRANCH SIZE	HEIGHT
4ET-3	4"	3"	8 7/8"
5ET-3	5"	3"	10"
5ET-4	5"	4"	10"
6ET-3	6"	3"	11 1/2"
6ET-4	6"	4"	11 1/2"
6ET-5	6"	5"	11 1/2"