

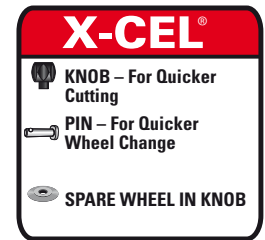


# PIPE/TUBE CUTTING & PREPARATION

## X-CEL® Means Speed

Many of our most popular tubing cutters now include several X-CEL features to make your job quicker and easier.

- X-CEL Knob – cut tubing more quickly and easily with our larger, more ergonomic designs.
- X-CEL Wheel Pin – change your cutter wheel quickly using our new ball detent design...no tool needed...no lost clips!
- Spare cutter wheels included for maximum uptime.



### Enclosed Feed Tubing Cutters with New X-CEL Features


- Telescoping feed screw design keeps the cutter at the same length regardless of tubing diameter – good for tight spaces.
- Features an enclosed feed screw to eliminate clogging and jamming, grooved rollers for close-to-flare cuts, and a fold-away reamer.
- Now includes X-CEL Knob and X-CEL Pin for quicker cutting and wheel replacement.
- Made from high-strength zinc alloy.
- Spare cutter wheel included in the knob.
- Cuts hard / soft copper, aluminium, brass and multilayer tubes.
- Model 205 / 205S have quick acting mechanism for faster size adjustments.

Catalog No.	Model No.	Description	Std. Wheel	Capacity	Weight		Std. Pack
				mm	lb.	kg	
For Copper Tubing							
66737	150L	Enclosed Feed Cutter	E-3469	6 - 35	1	0,44	6
33055	205*	Ratcheting Encl. Feed Cutter	E3469	6 - 60	2	0,91	1
For Steel Tubing							
66742	150LS	Above with Heavy Duty Wheel	E4546	6 - 35	1½	0,47	6
33070	205S**	Above with Heavy Duty Wheel	E-4546	6 - 60	2	0,91	1

\* Model 205 has an additional quick-acting mechanism  
 \*\* Model 205S is suitable for stainless steel.

### Screw Feed Tubing Cutters with New X-CEL Features

- Clean, square cuts are easily made on copper, brass, aluminum and thin-wall steel.
- Now includes X-CEL Knob for quicker cutting.
- Models 10, 15 and 20 feature a convenient fold-away reamer.
- Models 65S and 35S are specially designed for stainless steel tubing. Includes 12x (65S) / 6x (35S) individual bearings and a heavy duty cutter wheel to make stainless cutting easier.
- Models 65S features a quick-acting mechanism.




Catalog No.	Model No.	Description	Std. Wheel	Capacity	Weight		Std. Pack
				mm	lb.	kg	
32910	10	Screw Feed Cutter	F-158	3 - 25	¾	0,40	6
32915	10S	Above w/H-D Wheel (for steel)	E-1240	3 - 25	¾	0,40	6
32920	15	Screw Feed Cutter	F-158	5 - 28	½	0,68	6
32925	15S	Above w/H-D Wheel (for steel)	E-1240	5 - 28	½	0,68	6
32930	20	Screw Feed Cutter	F-158	16 - 54	1¼	0,79	1
32935	20S	Above w/H-D Wheel (for steel)	E-1240	16 - 54	1¼	0,79	1
32940	30	Screw Feed Cutter	E-2558	25 - 79	3½	1,60	1
32950	30S	Above w/H-D Wheel (for steel)	E-2191	25 - 79	3½	1,60	1
97212	15-SI	Stainless Steel Cutter	E-1525	5 - 28	1½	0,68	1
29963	35S	Stainless Steel Cutter	E-635	6 - 35	¾	0,40	1
31803	65S	Stainless Steel Quick-Acting Tubing Cutter	E-635	6 - 65	1½	0,68	1

# PIPE/TUBE CUTTING & PREPARATION

## Quick-Acting Tubing Cutters with New X-CEL Features

- Models 151-156 feature a quick-acting design, I-beam construction, hardened wear surfaces and thrust bearing slide assemblies for smooth operation.
- All Models now include an X-CEL Knob and X-CEL Pin for quicker cutting and wheel replacement.
- Available in models for plastic pipe or metallic tubing.
- Models 151 and 152 feature fold-away reamers.
- Model 151-ML is suitable for cutting multilayer tubing.
- Model 151 CSST is designed for cutting corrugated stainless steel tubing.



Catalog No.	Model No.	Description	Std. Wheel	Capacity	Weight		Std. Pack
				mm	lb.	kg	
31632	151	Quick-Acting Cutter	E-3469	6 - 42	1¼	0,56	6
31637	151-P	Above w/Wheel for Plastic	E-2155	10 - 40	1¼	0,56	6
66747	151-ML	Quick-Acting Tubing Cutter	E-545	10 - 50	1	0,5	1
31642	152	Quick-Acting Cutter	E-3469	6 - 66	2	0,92	1
31647	152-P	Above w/Wheel for Plastic	E-2155	10 - 63	2	0,92	1
36597	153	Quick-Acting Cutter	E-3469	32 - 90	2	0,92	1
36592	153-P	Above w/Wheel for Plastic*	E-2155	25 - 75	2	0,92	1
31652	154	Quick-Acting Cutter	E-2558	48 - 116	3½	1,72	1
31657	154-P	Above w/Wheel for Plastic*	E-2156	50 - 110	3½	1,72	1
59202	154-PE	Above w/Wheel for PE pipe	E2880	50 - 110	3½	1,72	1
31662	156	Quick-Acting Cutter	E-2558	100 - 170	5	2,23	1
31667	156-P	Above w/Wheel for Plastic*	E-2157	110 - 160	5	2,23	1
39957	156-PE	Above w/Wheel for PE pipe	E2880	110 - 160	5	2,23	1
32078	151 CSST	Quick-Acting CSST Cutter	E-4546	9.5 - 25.4	1	0,50	6

\* Models for plastic tubing do not include spare cutting wheels

## RIDGID® Quick-Acting plastic cutter models are equipped to easily convert to cut copper or other metallic tubing.

1. Remove spare copper cutting wheel from knob.
2. Reverse knob position so that the "Cu" notation is visible inside the knob.
3. Screw knob back on to handle.
4. Using the X-CEL Wheel Pin, you can quickly replace the existing plastic cutting wheel with the copper cutting wheel. You're now ready to cut copper, aluminum, and brass tubing.
5. When you wish to revert to plastic cutting, follow the same instructions but make sure to reposition knob so that "PE" and "PVC" notations are visible inside knob.

## Tubing Cutter Replacement Wheels

Always use genuine RIDGID® Cutter Wheels. These wheels are precision-machined from high-grade steel and are engineered for long life and maximum cutting accuracy.

Tubing Cutters (Original Product)				Catalog No.		Model No.		Std. Pack		Blade Exp.*		10		15		15-SI		35S		65S		151 CSST		10S/15S/20S		20		30		30P		40		101/118		103/104/117		150/205		150LS/205S		151		151-P		151-ML		152		152-P		153		153-P		154		154-P		156		156-P		205		122/30S		96362/ 32950		59202/39957		154-PE/156-PE																																																																																																																																																																																																																																																																																																																																																																																																																																																																																																																																																																																																																																																																																																																																																																																																																																																																																																																																																																																																																																																																																																																																																																																							

● Denotes Cutter Wheels furnished with original product. ▲ Denotes alternate Cutter Wheel. \* Blade Exposure = Wall Thickness in mm