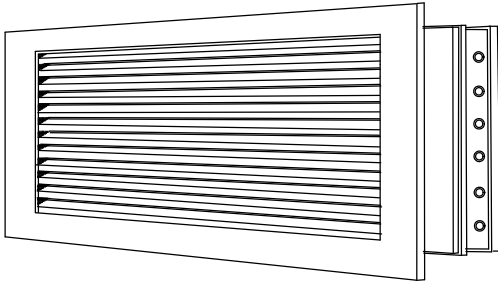
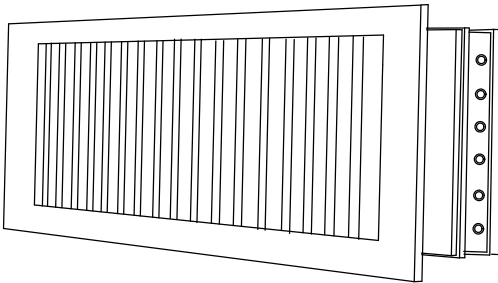


915 and 916 Series Horizontal or Vertical Bar Fixed Blade



915



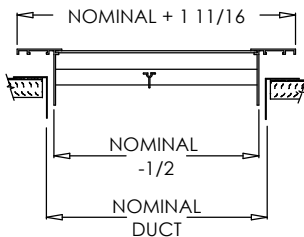
916

Standard:

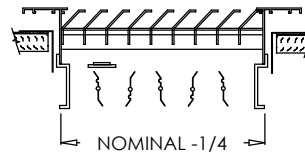
- All extruded aluminum (.055 T6) surface mount diffuser
- Center margins are mounted on the backside of grille for a streamline continuous look
- Countersunk screwholes for flush appearance with color matching Phillips posi-drive screws
- Vision into return air duct is minimal
- 915-blades parallel to longest dimension
- 916-blades parallel to shortest dimension
- Soft White

Optional:

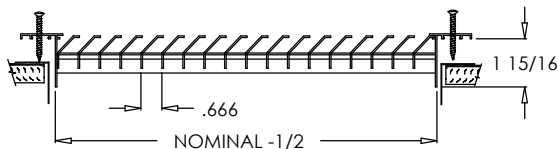
- Recessed screwdriver operated Opposed Blade Damper (915 O) (916 O)
- Tamper proof screws
 - "E" One Way
 - "F" Torx Center Pin
 - "G" Hex Center Pin
- Reinforced construction (915 HD) (916 HD)
- Insect Screen (915 IS) (916 HD)




915 or 916



915-O or 916-O



915 or 916



915-O or 916-O

PROJECT	SUBMITTAL REVIEW
LOCATION	
ENGINEER	
ARCHITECT	
CONTRACTOR	