

TORO

Count on it.

TR50 & TR50XT

Series Rotors

RESIDENTIAL & COMMERCIAL

Ideal for both residential and commercial applications, the TR50 Series rotors are simple to adjust with precise setting accuracy – making fine tuning easier than ever.



SIMPLE


Using the arc adjustment band on the side of the riser, you can quickly adjust up and down from the factory pre-set 180°.

INNOVATIVE

SmartArc™ memory returns sprinkler to previously set arc if moved or vandalized. Slip clutch assures no damage to gears.

EFFICIENT

Full 5" pop-up clears tall grasses and below-grade installation allows for maximum safety and vandalism protection.



TORO

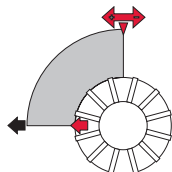
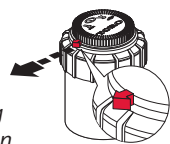
Count on it.

SPECIFICATIONS

TR50 & TR50XT Series Rotors

Tru-Arc Adjustment Means Less Hassle For You

Align the fixed left stop by positioning the arrow on the cap with the reverse point on the left.



Adjust the right arc by positioning the down arrow on the black band with the desired reverse point on the right.

You won't have to check the adjustment from the top of the sprinkler by palming it.



SPECIFICATIONS

- **TR50 Radius:** 30' - 50' (9,2 - 15,2m)
- **TR50XT Radius:** 20' - 47' (7,6 - 14,3m)
- **TR50 Flow Rate:** 0.80 - 10.20 GPM (3,1 - 46,3 LPM)
- **TR50XT Flow Rate:** 1.0 - 9.80 GPM (3,6 - 44,5 LPM)
- **Recommended operating pressure:** 30-70 psi (2,0 - 4,5 Bar)
- **Maximum operating pressure:** 75 psi (5,2 Bar)
- $\frac{3}{4}$ " (20mm) female-threaded inlet
- $\frac{3}{4}$ " (20mm) & $\frac{1}{2}$ " (13mm) female-threaded inlet (shrub only)
- $\frac{1}{2}$ " (13mm) below grade installation (except shrub model)
- **Dimensions:** (Lawn Pop-up)
 - Pop-up to center of nozzle 4 $\frac{3}{4}$ " (120mm)
 - Base diameter: 2 $\frac{3}{8}$ " (60mm)
 - Height: 8" (200mm)
- **Models**
 - Shrub
 - Lawn-pop – 5" (127mm)
 - High-pop – 12" (305mm)
- **Standard reversible check valve** prevents low-head drainage, keeping laterals charged with water
- **Check valve** maintains up to 8' (2,4m) elevation change on all models

FEATURES AND BENEFITS

Operational

- TruArc for easy arc set—eliminates the need to double check—for ease in installation and to eliminate the palming of a sprinkler to check the final arc setting
- Effluent and check valve options—for safety in reclaimed water situations and to prevent low-head drainage
- Cluster, water-lubricated, gear-drive design
- Standard rubber cover for safety
- Unique, over-molded wiper seal for greater debris resistance and below-grade installation
- Large filter screen to prevent clogging
- Five-year warranty

Installation

- Selection of body styles: pop, shrub and high-pop – to satisfy varying installation requirements (such as slopes with shrub models)
- Factory installed with a #3.0 nozzle
- Left arc indicator on cap (arrow) and on body (hash mark), and right trip indicator on black adjusting band
- Dry mode pull-up slot for convenience
- Arc adjustment from 30°–360°
- Continuous, unidirectional rotation provides uniform water coverage when set at 360°
- Color-coded nozzle tree with eight interchangeable nozzles to cover varying flow requirements and to easily identify flow rates.
- Stainless steel radius adjustment screw allows up to 25% radius reduction
- Laser-etched indications on cap for ease of use

TR50XT X-Flow Technology



X F

The X-Flow® shuts off the spray while the system is running. It allows individual sprinkler shutoff for dry nozzle changes or maintenance.

Trjectory™ is included for making trajectory adjustments from 5° to 25° to compensate for wind, low-hanging branches or throwing water from the top of slopes.

The TR50XT has a patented X-Flow shut-off device built into the riser to turn off sprinkler flow, allowing for maintenance or partial installations. The exclusive Trjectory adjustment allows fine-tuning of nozzle spray trajectory.

Specifying Information

TR50 XX XX E

Description	Body	Nozzles	Optional
TR50 – TR50 Series Rotor	P – Lawn Pop-up S – Shrub HP – High-Pop	10 – 1.0 45 – 4.5 15 – 1.5 60 – 6.5 20 – 2.0 75 – 7.5 30 – 3.0 90 – 9.0	E – Effluent

Example: A 5" Lawn Pop-up TR50 Series sprinkler with a 2.0 nozzle would be specified as: **TR50-P-20**

Specifying Information

TR50XT XX XX E

Description	Body	Nozzles	Optional
TR50XT – TR50XT Series Rotor	P – Lawn Pop-up S – Shrub HP – High-Pop	10 – 1.0 45 – 4.5 15 – 1.5 60 – 6.5 20 – 2.0 75 – 7.5 30 – 3.0 90 – 9.0	E – Effluent

Example: A 5" Lawn Pop-up TR50XT Series sprinkler with a 2.0 nozzle would be specified as: **TR50XT-P-20**

www.toro.com

The Toro Company • Irrigation Division • An ISO 9001 Certified Facility • PO Box 489 • Riverside, CA • 92502 • 800.664.4740

490-3103 Specifications subject to change without notice. For more information, contact your local Toro distributor. ©2006 The Toro Company. All rights reserved.